

HF/50MHz TRANSCEIVER

FT-891

EH065H90D

©2017 YAESU MUSEN CO., LTD.

Introduction

This manual provides the technical information necessary for servicing the FT-891 HF/50MHz TRANSCEIVER.

Servicing this equipment requires expertise in handling surface-mount chip components. Attempts by non-qualified persons to service this equipment may result in permanent damage not covered by the warranty, and may be illegal in some countries.

Two PCB layout diagrams provided for each double-sided board in this transceiver. Each side of the board is referred to by the type of the majority of components installed on that side ("Side A" or "Side B"). In most cases one side has only chip components, and the other has either a mixture of both chip and leaded components (trimmers, coils, electrolytic capacitors, ICs, etc.), or leaded components only.

While we believe the information in this manual to be correct, YAESU assumes no liability for damage that may occur as a result of typographical or other errors that may be present. Your cooperation in pointing out any inconsistencies in the technical information would be appreciated.

Contents

- Specifications
- Exploded View
- Block Diagram
- Connection Diagram
- Alignment
- Board Unit (Schematics, Layouts & Parts)
 - MAIN Unit
 - LOCAL Unit
 - PA Unit
 - DSP Unit
 - PANEL Unit
 - SW-A Unit
 - SW-B Unit
 - VR Unit

Important Note

This transceiver was assembled using Pb (lead) free solder, based on the RoHS specification.

Only lead-free solder (Alloy Composition: Sn-3.0Ag-0.5Cu) should be used for repairs performed on this apparatus. The solder stated above utilizes the alloy composition required for compliance with the lead-free specification, and any solder with the above alloy composition may be used.

Caution

Risk of explosion if battery is replaced by an incorrect type. Dispose of used batteries according to the instructions.

General

Frequency Range:	Tx: 1.8 MHz - 54 MHz (Amateur bands only) Rx: 30 kHz - 56 MHz 1.8 MHz - 54 MHz (Specified performance, Amateur bands only)
Channel Step:	2/5/10 Hz (SSB, CW) 10/100 Hz (AM, FM)
Frequency Stability:	SSB/CW/AM: ± 0.5 ppm [14 °F to +122 °F (-10 °C to +50 °C)] FM: ± 1 kHz [14 °F to +122 °F (-10 °C to +50 °C)]
Modes of Emission:	A1A (CW), A3E (AM), J3E (LSB, USB), F3E (FM)
Antenna Impedance:	50 Ohms, unbalanced
Supply voltage:	13.8 V DC $\pm 15\%$, negative ground
Current Consumption (typical):	Rx: 2.0 A (signal present) Tx: 23 A
Operating Temperature Range:	14 °F to +122 °F (-10 °C to +50 °C)
Case Size (W x H x D):	6.1" x 2.0" x 8.6" (155 x 52 x 218 mm) (w/o knobs)
Weight (Approx.):	4.18 lb (1.9 kg)

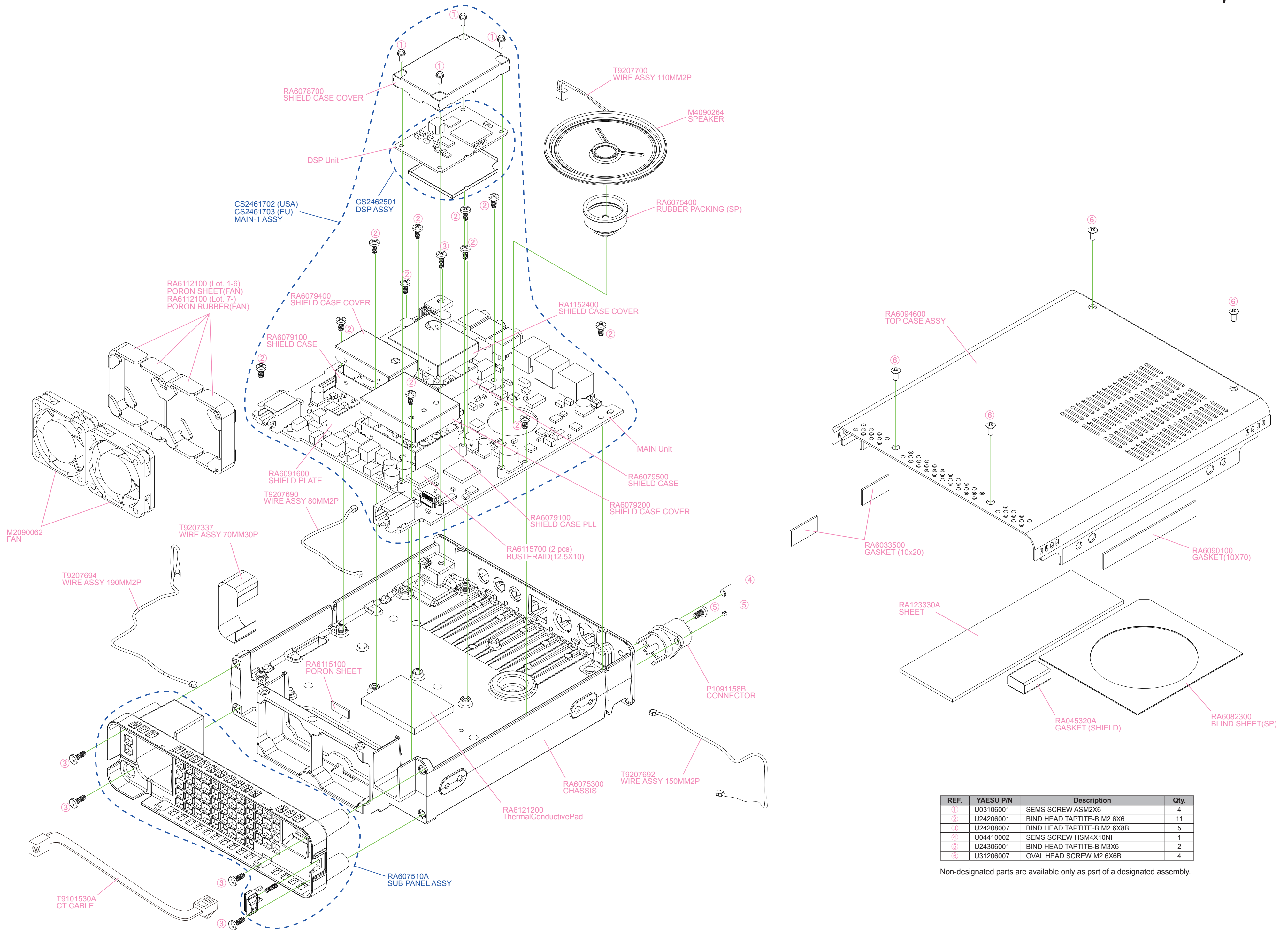
Transmitter

Power Output:	100 W (40 W AM carrier)
Modulation Type:	J3E (SSB): Balanced, A3E (AM): Low-Level, F3E (FM): Variable Reactance
Maximum Deviation:	± 5.0 kHz (Wide) ± 2.5 kHz (Narrow)
Spurious Radiation:	Better than -50 dB (1.8 MHz - 30 MHz Amateur bands) Better than -63 dB (50 MHz Amateur bands)
Microphone Impedance:	600 Ohms (200 Ohms to 10 k Ohms)

Receiver

Circuit Type:	SSB/CW/AM: Triple-conversion Superheterodyne FM: Double Conversion Superheterodyne	
Intermediate Frequencies:	SSB/CW/AM: 1st: 69.450 MHz 2nd: 450 kHz 3rd: 24 kHz FM: 1st: 69.450 MHz 2nd: 450 kHz	
Sensitivity:	SSB/CW (S/N 10 dB) 0.16 μ V (1.8 MHz - 30 MHz) 0.16 μ V (50 MHz - 54 MHz) AM (S/N 10 dB) 5 μ V (0.5 MHz - 1.8 MHz) 1.6 μ V (1.8 MHz - 30 MHz) 1.6 μ V (50 MHz - 54 MHz) FM (12 dB SINAD) 0.35 μ V (29 MHz, 50 MHz - 54 MHz)	
Selectivity:	Mode	-6 dB -60 dB
	SSB/CW	2.4 kHz or better 3.6 kHz or less
	CW-N	500 Hz or better 750 Hz or less
	AM	6 kHz or better 15 kHz or less
	FM	12 kHz or better 30 kHz or less (-50dB)
	FM-N	9 kHz or better 25 kHz or less (-50dB)
Maximum AF Output:	2.5 W into 4 ohms with 10% THD	
Audio Output Impedance:	4 Ohms to 16 Ohms (8 Ohms: nominal)	
Conducted Radiation:	Less than 4 nW	

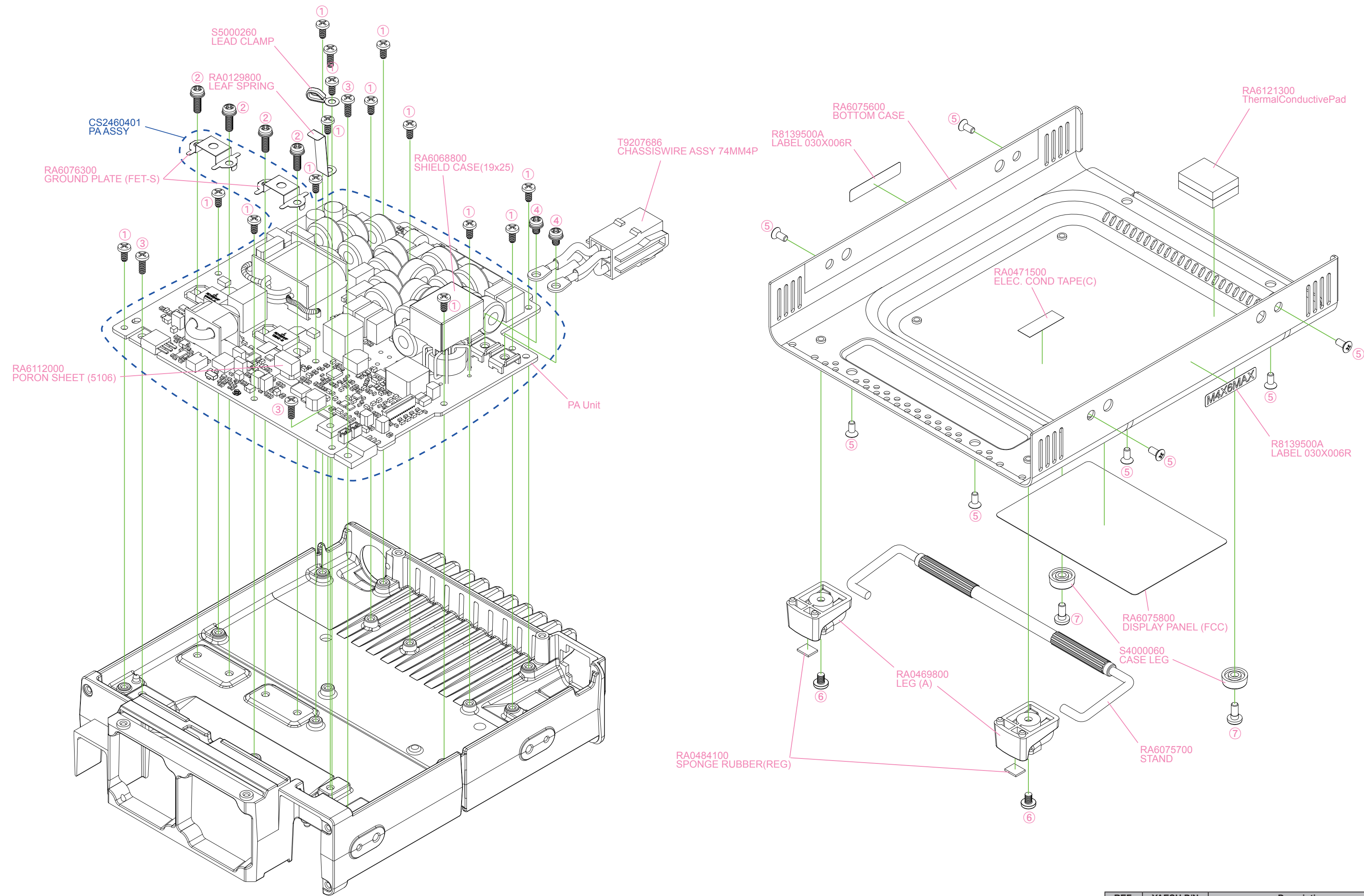
Specifications are subject to change, in the interest of technical improvement, without notice or obligation, and are guaranteed only within the amateur bands.



REF.	YAESU P/N	Description	Qty.
①	U03106001	SEMS SCREW ASM2X6	4
②	U24206001	BIND HEAD TAPTITE-B M2.6X6	11
③	U24208007	BIND HEAD TAPTITE-B M2.6X8B	5
④	U04410002	SEMS SCREW HSM4X10NI	1
⑤	U24306001	BIND HEAD TAPTITE-B M3X6	2
⑥	U31206007	OVAL HEAD SCREW M2.6X6B	4

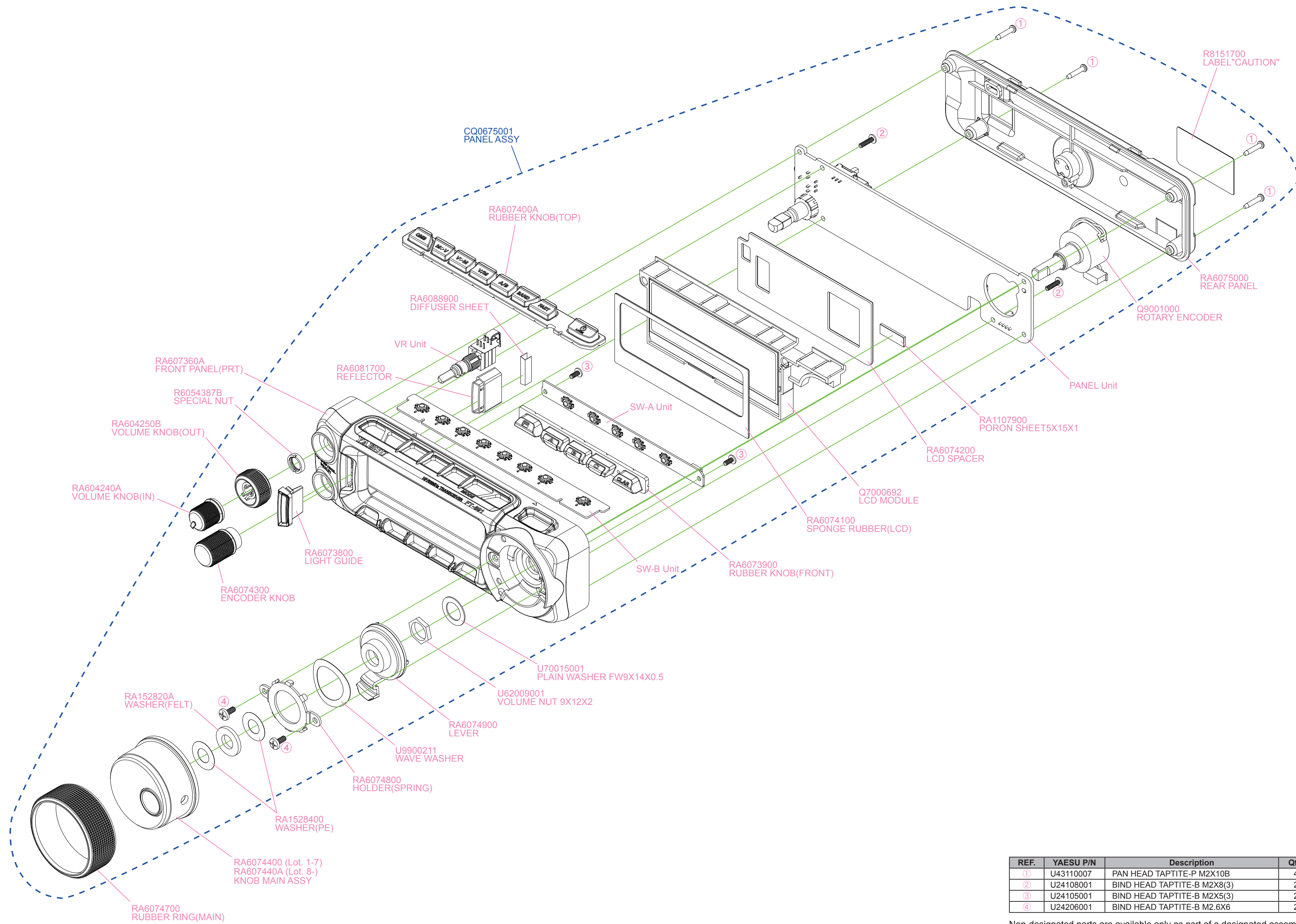
Non-designated parts are available only as prst of a designated assembly.

EXPLODED VIEW-1



REF.	YAESU P/N	Description	Qty.
①	U24206001	BIND HEAD TAPTITE-B M2.6X6	14
②	U03310002	SEMS SCREW ASM3X10NI	4
③	U24208007	BIND HEAD TAPTITE-B M2.6X8B	3
④	U03305002	SEMS SCREW ASM3X5NI	2
⑤	U31206007	OVAL HEAD SCREW M2.6X6B	8
⑥	U20305007	BINDING HEAD SCREW M3X5B	2
⑦	U9900144	BINDING HEAD SCREW M3X7B	2

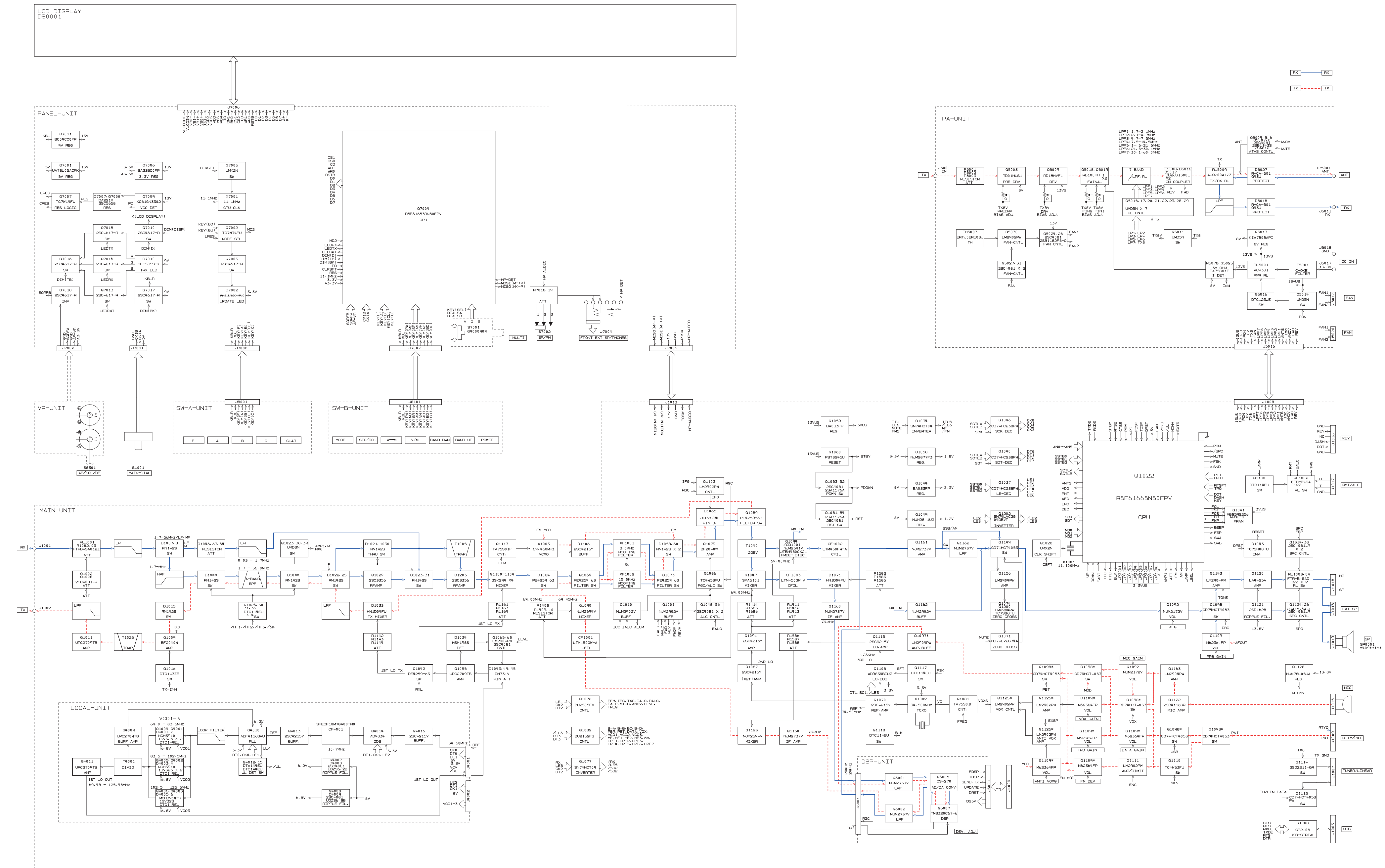
Non-designated parts are available only as prst of a designated assembly.



REF.	YAESU P/N	Description	Qty.
①	U43110007	PAN HEAD TAPTITE-P M2X10B	4
②	U24108001	BIND HEAD TAPTITE-B M2X8(3)	2
③	U24105001	BIND HEAD TAPTITE-B M2X5(3)	2
④	U24206001	BIND HEAD TAPTITE-B M2.6X6	2

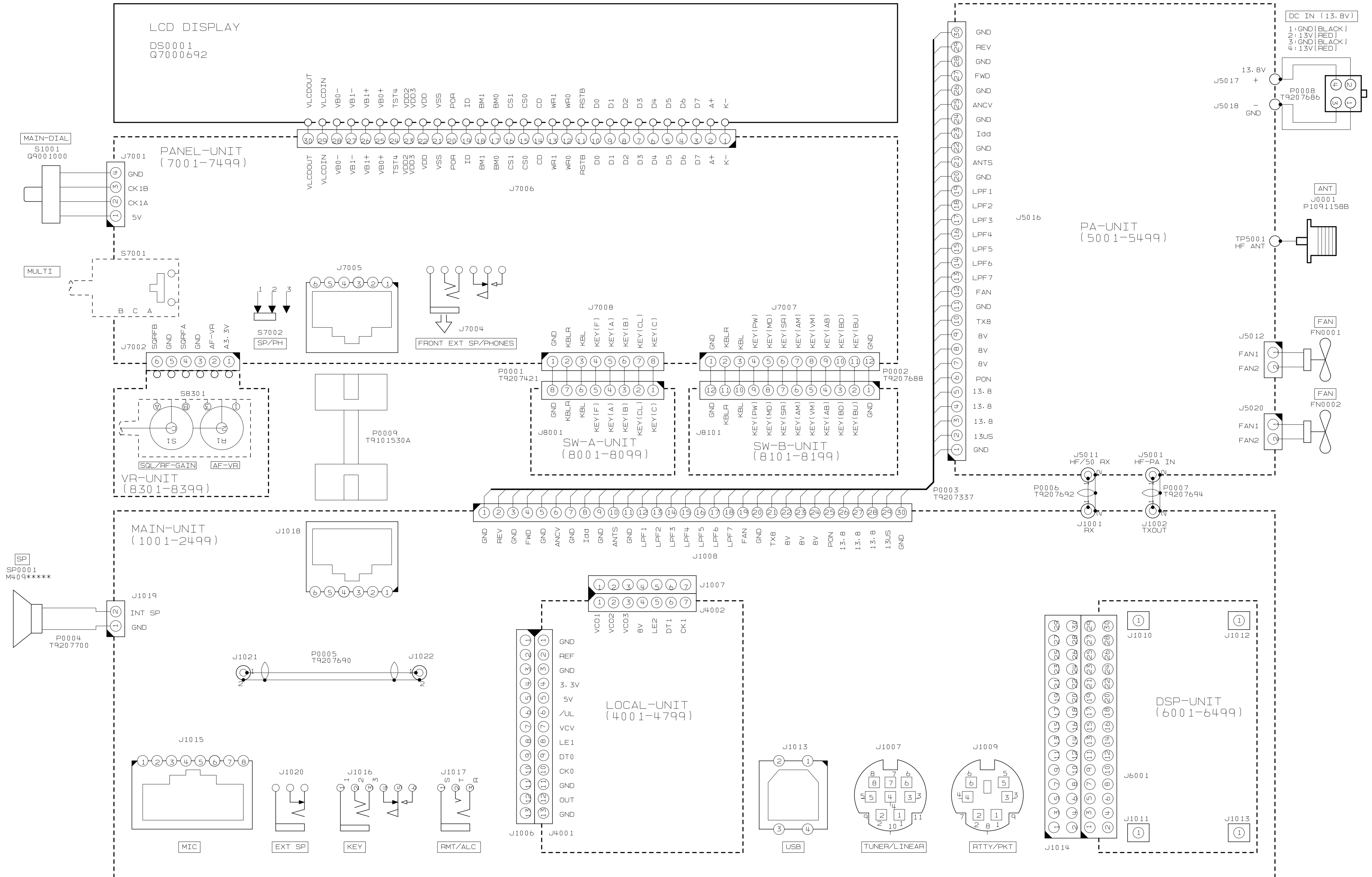
Non-designated parts are available only as prst of a designated assembly.

FT-891 BLOCK-DIAGRAM



BLOCK DIAGRAM-1

FT-891 CONNECTION-DIAGRAM



CONNECTION DIAGRAM-1

Introduction and Precautions

The following procedures cover adjustments that are not normally required once the transceiver has left the factory. However, if a problem occurs during normal operation due to component failure; realignment may be required after the faulty components have been replaced.

We recommend that authorized Yaesu Technicians, who are experienced with the circuitry and fully equipped to repair and align our products, perform repairs. If a fault is suspected, contact the selling dealer for instructions regarding repair. Authorized Yaesu Technicians have the latest information to align all circuits and make complete performance checks to ensure compliance with factory specifications after repairs.

Those who do undertake any of the following alignments are cautioned to proceed at their own risk. Problems caused by unauthorized attempts at realignment are not covered by the warranty policy.

Yaesu must reserve the right to change circuits and alignment procedures in the interest of improved performance, without notifying owners.

Under no circumstances should any alignment be attempted unless the normal functions and operation of the transceiver are clearly understood, the cause of the malfunction has been clearly identified and all faulty components replaced. The need for realignment should be determined to be absolutely necessary.

The following test equipment (and a thorough familiarity with its correct use) is necessary for correct realignment. Most steps do not require all of the equipment listed. The interactions of some adjustments may require that more complex adjustments be performed in a sequence. Do not attempt to perform only a single step unless it is clearly isolated electrically from all other steps. Have all test equipment ready before beginning, and follow all of the steps in a section in the order they are presented.

Important Notice

Do not adjust the alignment menus that are not mentioned in this manual.

Required Test Equipment

- RF Signal Generator
- AF Signal Generator
- Spectrum Analyzer good to at least 1 GHz.
- Frequency Counter
- SINAD Meter
- RF Millivoltmeter
- Electronic Load
- Digital DC Voltmeter (high-Z, 1 M-Ohm/V)
- DC Voltmeter
- DC Ammeter (23 A)
- Ohmmeter
- 16-Ohm Dummy Load (100/200 watts)
- 50-Ohm Dummy Load (100/200 watts)
- 150-Ohm Dummy Load (100/200 watts)
- In-Line Wattmeter (150/300 watts, 50-Ohm)
- Linear Detector
- RF Coupler
- 4-Ohm AF Dummy Load (3 watts)
- 3.5 mm 3-contact Plug

Alignment Preparation & Precautions

A 50-ohm RF Dummy load and in-line wattmeter must be connected to the ANT jack in all procedures that call for transmission, except where specified otherwise. Correct alignment is not possible with an antenna.

After completing one step, read the following step to determine whether the same test equipment will be required. If not, remove the unneeded test equipment before proceeding. (except the dummy load and wattmeter).

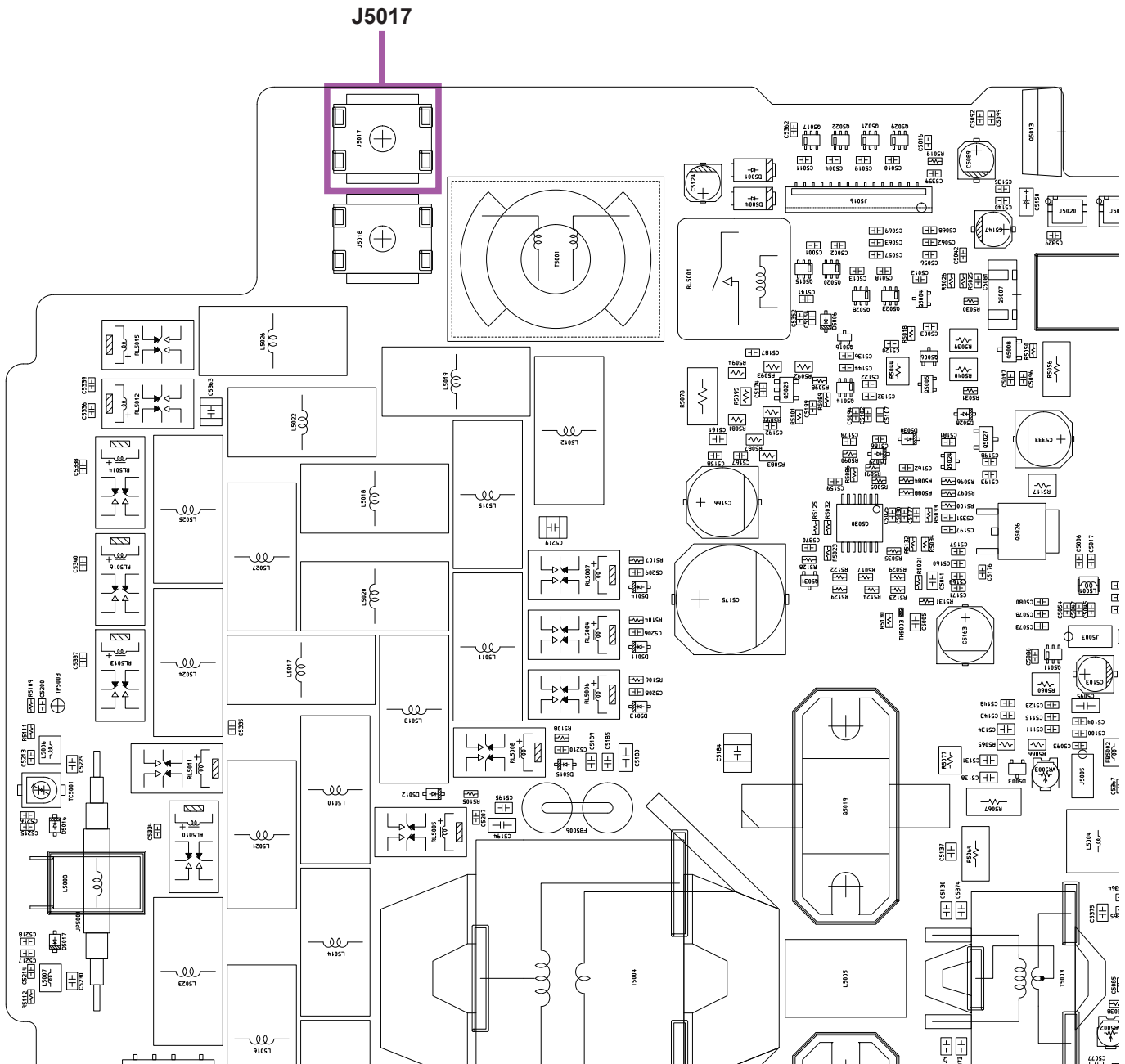
Correct alignment requires that the ambient temperature be maintained constant between 68 °F ~ 86 °F (20 °C ~ 30 °C). When the transceiver is brought into the shop from a hot or cold environment, it should be allowed time to come to room temperature before alignment. Also, the test equipment must be thoroughly warmed up before beginning.

Whenever possible, alignments should be made with oscillator shields and circuit boards firmly affixed in place.

Note: Signal levels in dB referred to in this procedure are based on 0 dB μ = 0.5 μ V (closed circuit).

VDD Meter Adjustment

- ❑ Connect the DC voltmeter to J5017 on the PA-Unit.
- ❑ Press and hold in the [A], [B] and [C] keys, while turning the radio on, to enter the alignment mode.
- ❑ Rotate the [MULTI] function knob to select the alignment menu item "01-01 VDD MTR".
- ❑ Press the [CLAR] key, then rotate the [RF/SQL] knob so the parameter reading is the same as the reading on the DC voltmeter (13.8 V).
- ❑ Press and hold in the [F] key to save the new setting and exit the alignment mode.

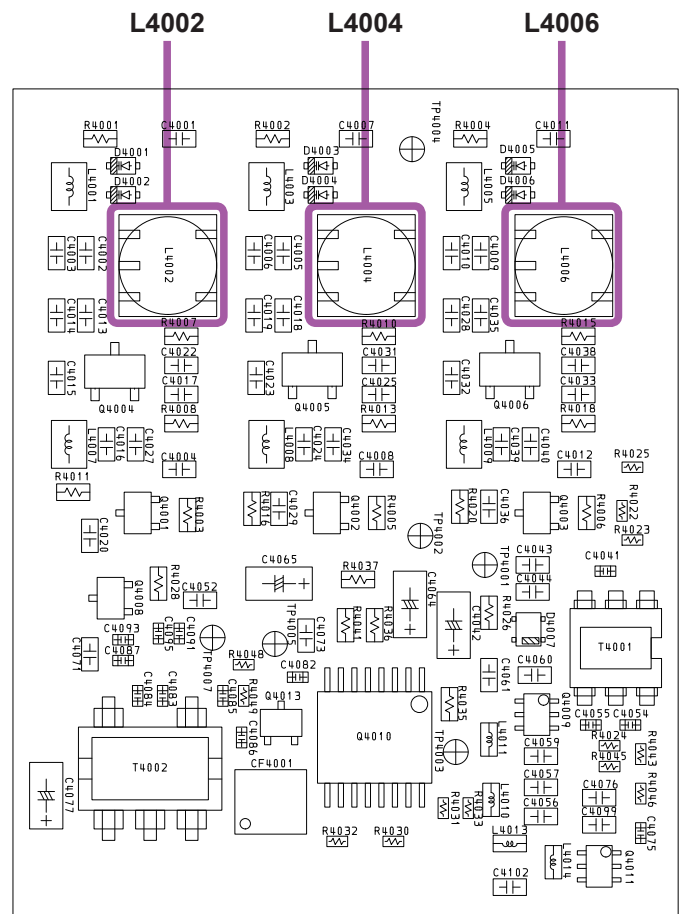
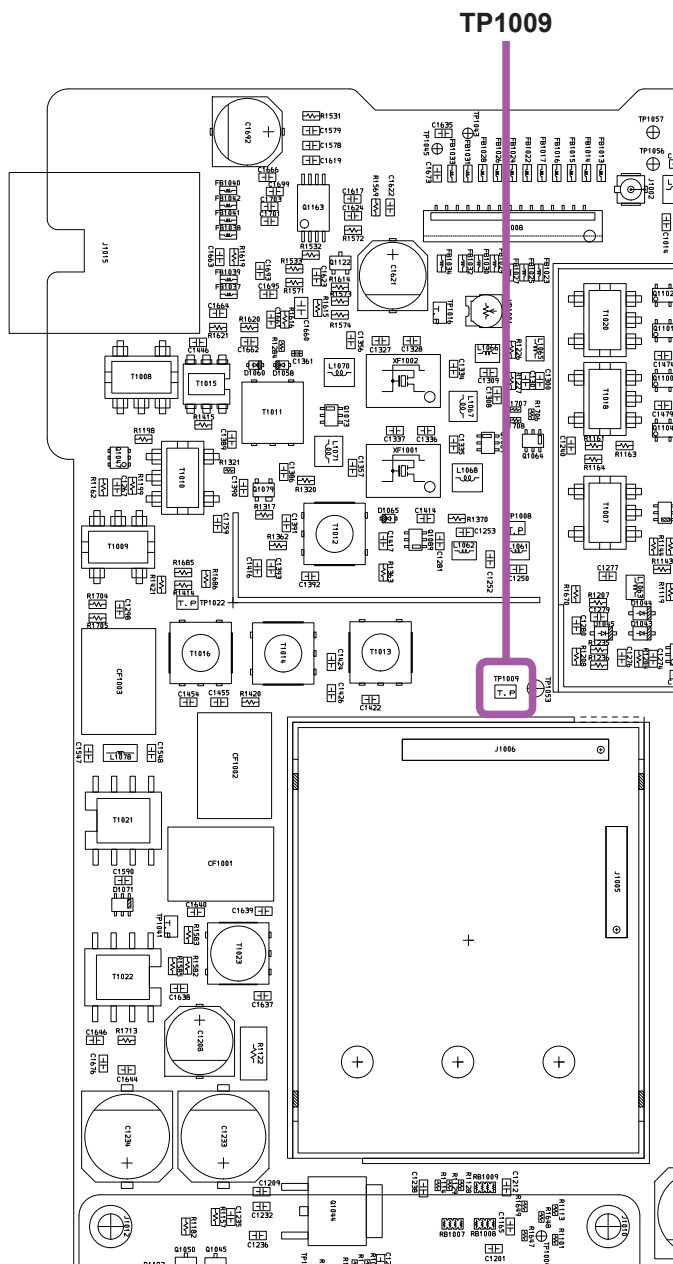


VCO Adjustment

- ❑ Connect the Digital DC voltmeter (high-Z) to TP1009 on the MAIN Unit.
- ❑ Press and hold in the [A], [B] and [C] keys, while turning the radio on, to enter the alignment mode.
- ❑ Referring to the table below, select the appropriate "Alignment menu item" using the [MULTI] function knob per the chart right, and adjust the listed components on the LOCAL Unit for the required voltage, or confirm that the correct voltage is present on each alignment menu item.

Alignment Menu Item	Adjust / Confirm	DC voltmeter
01-04 VCO1-HIGH (TXI)	Adjust L4002	4.2 V \pm 0.1 V
01-05 VCO1-LOW	Confirm	At least 0.45 V
01-06 VCO2-HIGH	Adjust L4004	4.2 V \pm 0.1 V
01-07 VCO2-LOW	Confirm	At least 0.6 V
01-08 VCO3-HIGH	Adjust L4006	4.2 V \pm 0.1 V
01-09 VCO3-LOW	Confirm	At least 0.25 V

- ❑ Press and hold in the [F] key to save the new setting and exit the alignment mode.



2nd/3rd Local Oscillator Adjustment

- ❑ Set the VFO-A frequency to 14.200 MHz in the CW-USB mode.
- ❑ Set the following controls as indicated:
 [IPO] : ON
 [ATT] : OFF
 [NB] : OFF
 [AGC] : AUTO
 [RF GAIN] : Fully clockwise

3rd Local Level Adjustment

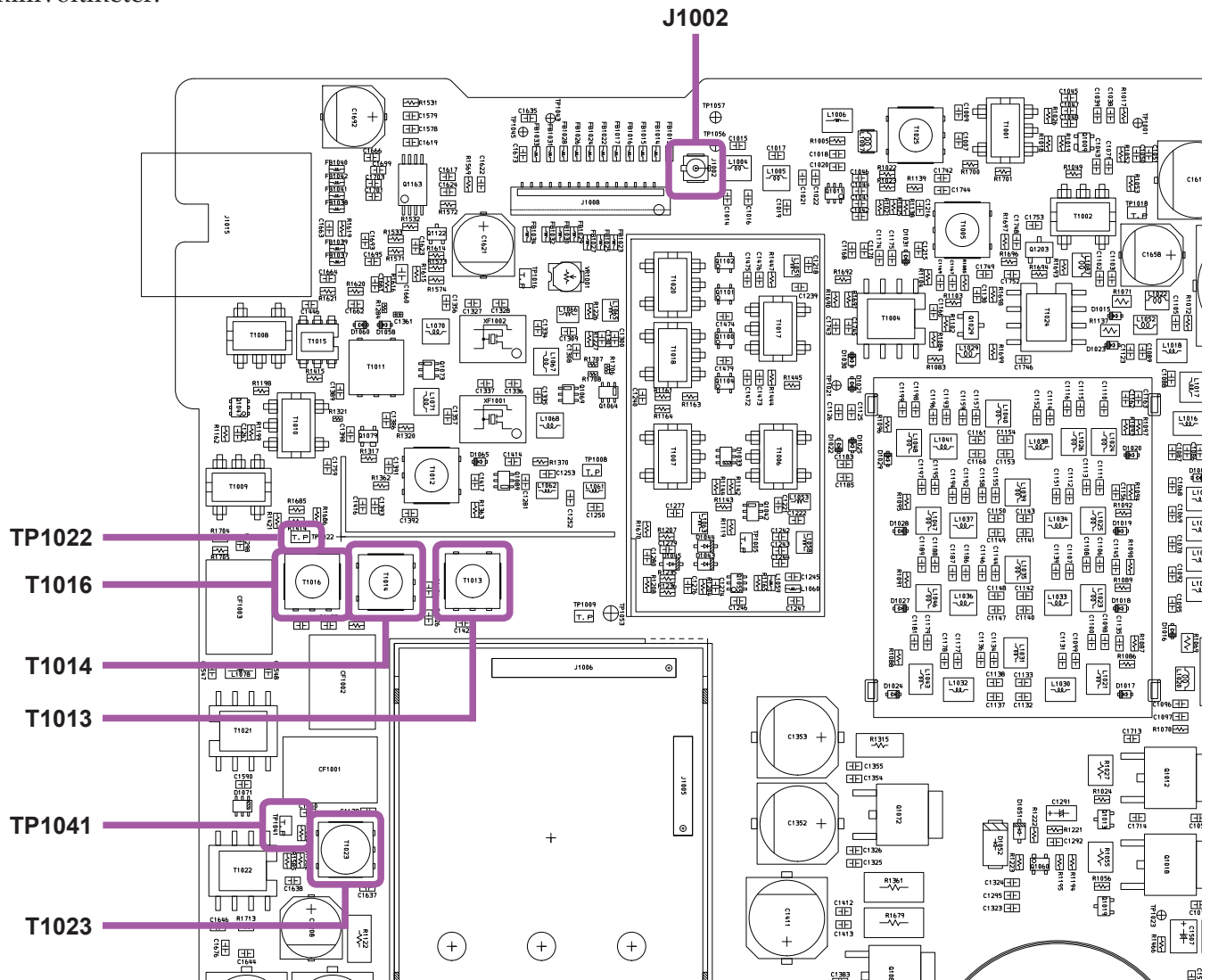
- ❑ Connect the RF millivoltmeter to TP1041 on the MAIN Unit.
- ❑ Adjust T1023 on the MAIN Unit for maximum deflection on the RF millivoltmeter.

2nd Local Level Adjustment

- ❑ Connect the RF millivoltmeter to TP1022 on the MAIN Unit.
- ❑ Adjust T1013, T1014 and T1016 on the MAIN Unit for maximum deflection on the RF millivoltmeter.

REF OSC Adjustment

- ❑ Connect the frequency counter to TP1022.
- ❑ Press and hold in the [A], [B] and [C] keys, while turning the radio on, to enter the alignment mode.
- ❑ Rotate the [MULTI] function knob to select the alignment menu item "01-02 REF FREQ".
- ❑ Rotate the [RF/SQL] knob so that the frequency counter reading is "69.000000 ±5 Hz".
- ❑ Disconnect the frequency counter from TP1022.
- ❑ Connect the frequency counter to J1002.
- ❑ Press and hold the PTT switch, then rotate the [RF/SQL] knob so that the frequency counter reading is "50.000000 ±150 Hz".
- ❑ Release the PTT switch.
- ❑ Press and hold in the [F] key to save the new setting and exit the alignment mode.

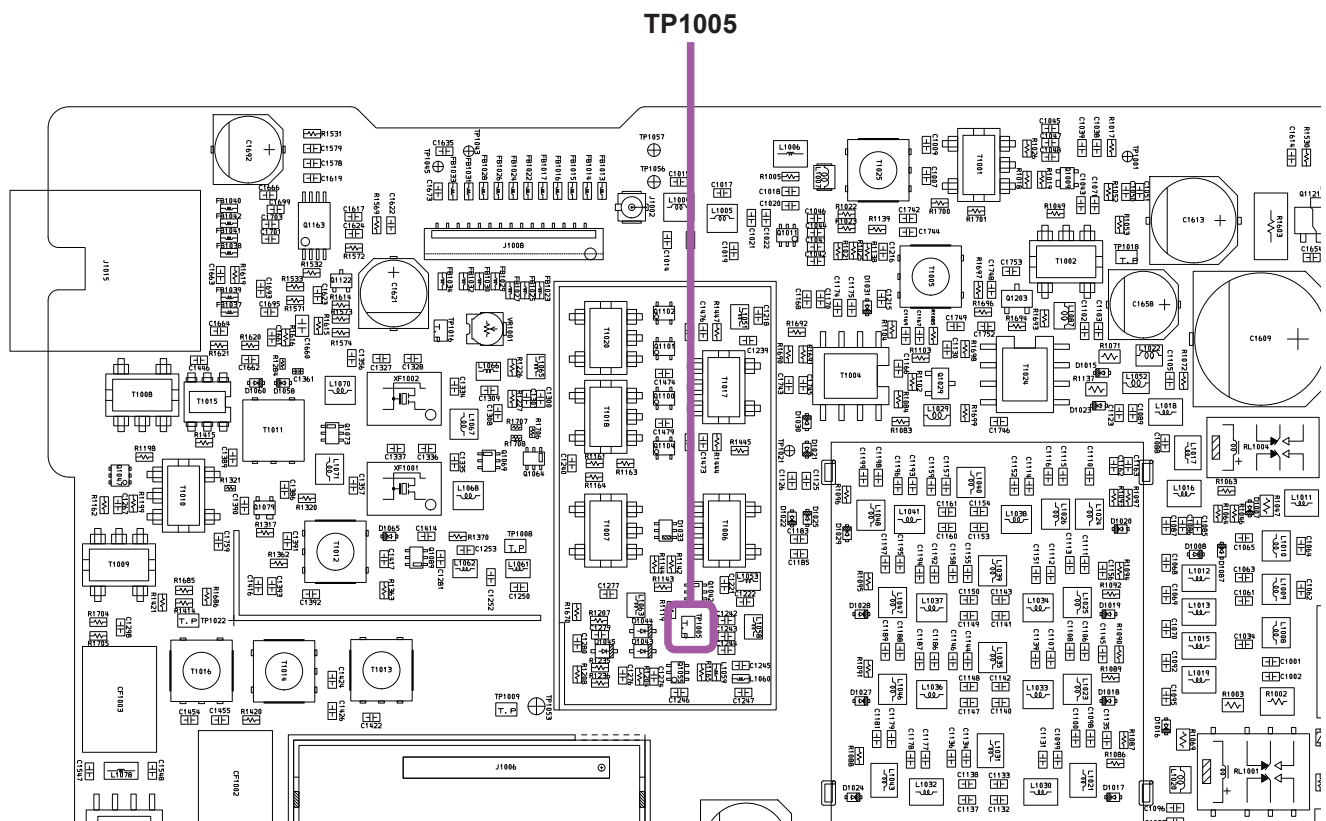


1st Local Oscillator Adjustment

- Connect the 3.5 mm Plug to KEY jack on the transceiver.
- Connect the RF millivoltmeter to TP1005 on the MAIN Unit.
- Press and hold in the [A], [B] and [C] keys, while turning the radio on, to enter the alignment mode.
- Rotate the [MULTI] function knob to select the alignment menu item "02-01 Local 1.8".
- Press and hold the PTT switch, then rotate the [RF/SQL] knob so that the RF millivoltmeter reading is "+11.0 dBm \pm 0.5 dBm" (Lot. 1-10) or "+7.0 dBm \pm 0.5 dBm" (Lot. 11-).
- Release the PTT switch.
- Rotate the [MULTI] function knob to select the alignment menu item "02-02 Local HFL".
- Press and hold the PTT switch, then rotate the [RF/SQL] knob so that the RF millivoltmeter reading is "+10.0 dBm \pm 0.5 dBm" (Lot. 1-10) or "+8.0 dBm \pm 0.5 dBm" (Lot. 11-).
- Release the PTT switch.
- Rotate the [MULTI] function knob to select the alignment menu item "02-03 Local HFM".
- Press and hold the PTT switch, then rotate the [RF/SQL] knob so that the RF millivoltmeter reading is "+10.0 dBm \pm 0.5 dBm" (Lot. 1-10) or "+9.0 dBm \pm 0.5 dBm" (Lot. 11-).
- Release the PTT switch.
- Rotate the [MULTI] function knob to select the alignment menu item "02-04 Local HFH".
- Press and hold the PTT switch, then rotate the [RF/SQL] knob so that the RF millivoltmeter reading is "+10.0 dBm \pm 0.5 dBm" (Lot. 1-10) or "+8.0 dBm \pm 0.5 dBm" (Lot. 11-).
- Release the PTT switch.
- Rotate the [MULTI] function knob to select the alignment menu item "02-05 Local 50".
- Press and hold the PTT switch, then rotate the [RF/SQL] knob so that the RF millivoltmeter reading is "+7.5 dBm - +8.0 dBm" (Lot. 1-10) or "+7.0 dBm \pm 0.5 dBm" (Lot. 11-).
- Release the PTT switch.

Alignment Menu Item	RF millivoltmeter	
	Lot. 1 - 10	Lot. 11 -
02-01 Local 1.8	+11.0 dBm \pm 0.5 dBm	+7.0 dBm \pm 0.5 dBm
02-02 Local HFL	+10.0 dBm \pm 0.5 dBm	+8.0 dBm \pm 0.5 dBm
02-03 Local HFM	+10.0 dBm \pm 0.5 dBm	+9.0 dBm \pm 0.5 dBm
02-04 Local HFH	+10.0 dBm \pm 0.5 dBm	+8.0 dBm \pm 0.5 dBm
02-05 Local 50	+7.5 dBm - +8.0 dBm	+7.0 dBm \pm 0.5 dBm

- Disconnect the 3.5 mm Plug from KEY jack on the transceiver.
- Press and hold in the [F] key to save the new setting and exit the alignment mode.



MCF Adjustment

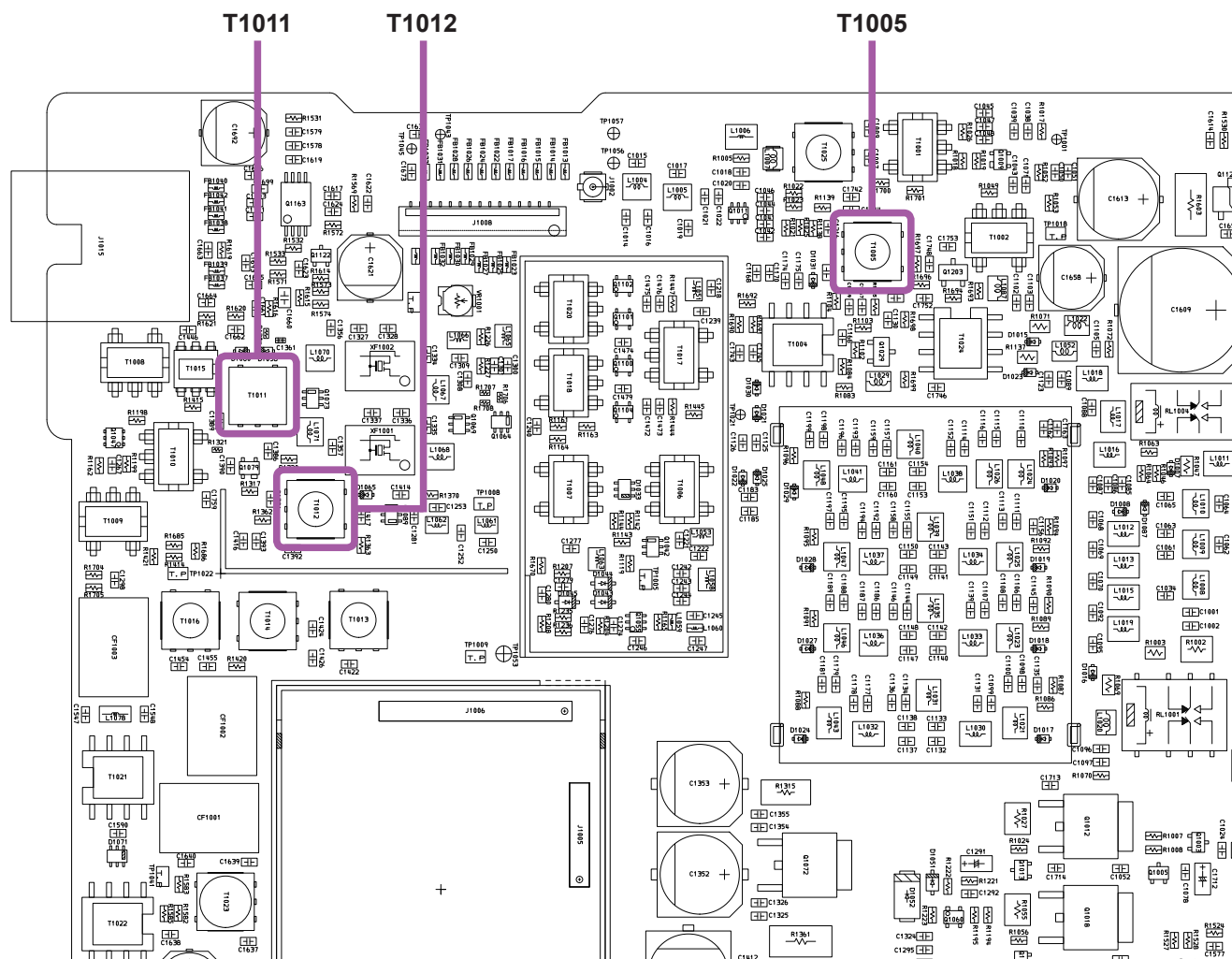
- ❑ Set the VFO-A frequency to 14.200 MHz in the CW-USB mode.
- ❑ Set the following controls as indicated:
[IPO] : ON
[ATT] : OFF
[AGC] : AUTO
[RF GAIN] : Fully clockwise
- ❑ Connect the AF millivoltmeter and 4 Ohm dummy load to the EXT SP jack.
- ❑ Connect the RF Signal Generator to the ANT jack, then set the output level to +10 dB μ at the 14.200 MHz.
- ❑ Adjust T1011 and T1012 on the MAIN Unit in succession several times for maximum deflection on the AF millivoltmeter.

Note: If the S-meter deflects while adjusting, reduce the RF Signal Generator output so that the S-meter does not deflect.

IF Trap Adjustment

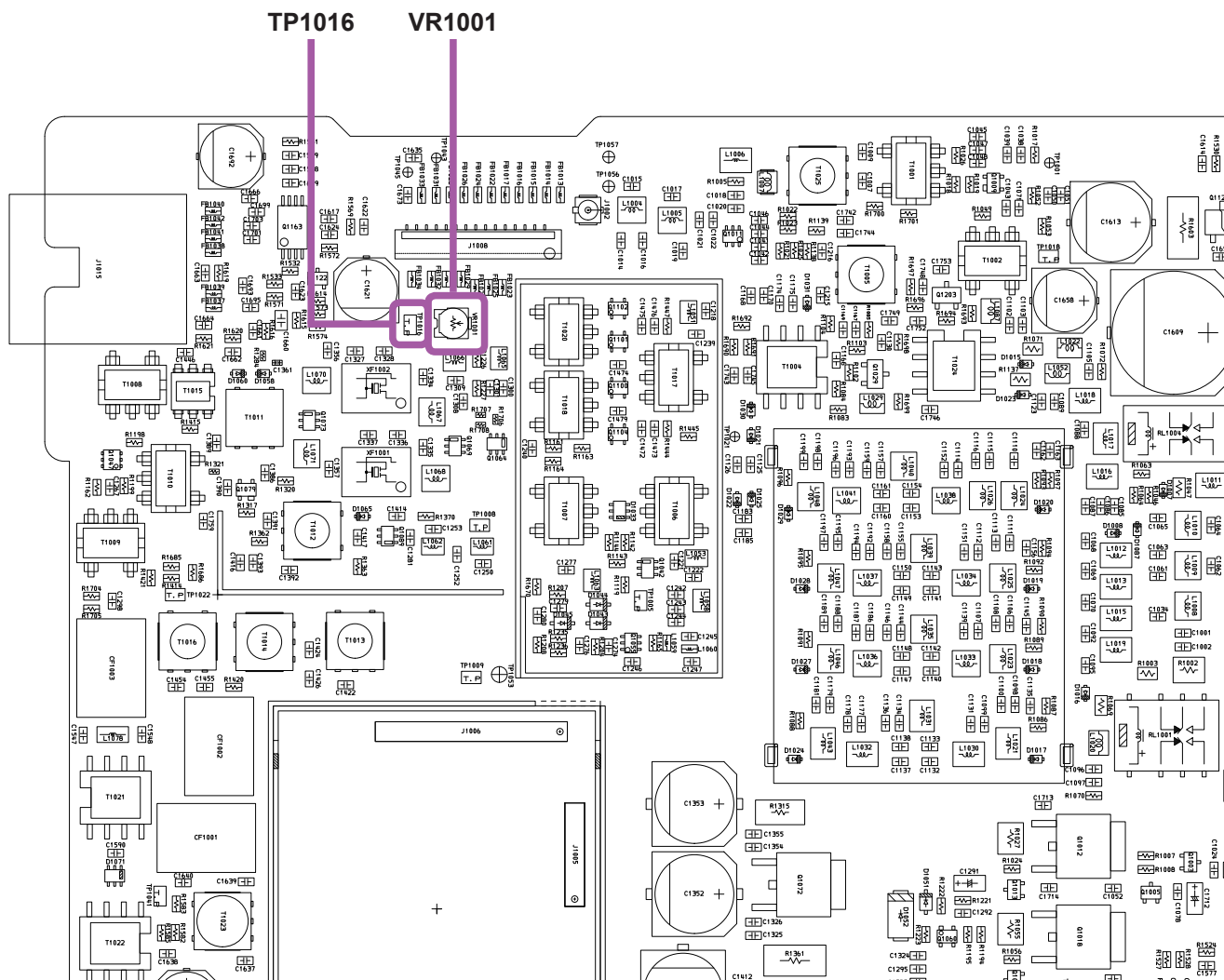
- ❑ Set the VFO-A frequency to 51.900 MHz in the CW-USB mode.
- ❑ Set the following controls as indicated:
[IPO] : ON
[ATT] : OFF
[AGC] : AUTO
[RF GAIN] : Fully clockwise
- ❑ Connect the AF millivoltmeter and 4 Ohm dummy load to the EXT SP jack.
- ❑ Connect the RF Signal Generator to the ANT jack, then set the output level to +40 ~ +80 dB μ at the 69.450 MHz.
- ❑ Adjust T1005 on the MAIN Unit for minimum deflection on the AF millivoltmeter.

Note: If the S-meter deflects while adjusting, reduce the RF Signal Generator output so that the S-meter does not deflect.



RF AGC Adjustment

- ❑ Set the VFO-A frequency to 14.200 MHz in the CW-USB mode.
- ❑ Set the following controls as indicated:
 [IPO] : ON
 [ATT] : OFF
 [AGC] : AUTO
 [RF GAIN] : Fully clockwise
- ❑ Connect the RF Signal Generator to the ANT jack, then set the output level to +76 dB μ at the 14.200 MHz.
- ❑ Connect the Digital DC voltmeter (high-Z) to TP1016 on the MAIN Unit.
- ❑ Adjust VR1001 on the MAIN Unit so that the Digital DC voltmeter reading is "1.2 V \pm 0.2 V".
- ❑ Press and hold in the [F] key to save the new setting and exit the alignment mode.



IF Gain Adjustment

- ❑ Set the following controls as indicated:
 [IPO] : ON
 [ATT] : OFF
 [AGC] : AUTO
 [RF GAIN] : Fully clockwise
- ❑ Connect the AF millivoltmeter and 4 Ohm dummy load to the EXT SP jack.
- ❑ Connect the RF Signal Generator to the ANT jack, then set the output level to +36 dBμ at 1.900 MHz.
- ❑ Set the VFO-A frequency to 1.900 MHz in the CW-USB mode.
- ❑ Press and hold in the [A], [B] and [C] keys, while turning the radio on, to enter the alignment mode.
- ❑ Adjust the [AF] knob so that the AF millivoltmeter reading is "0 dB".
- ❑ Set the RF Signal Generator output level to +10 dBμ.
- ❑ Adjust the [RF/SQL] knob so that the AF millivoltmeter reading is "-1.5 ± 0.5 dB".
- ❑ Select the appropriate "Alignment menu item" using the [MULTI] function knob per the chart below, then set the RF Signal Generator output to each frequency & level, and adjust the [RF/SQL] knob for the corresponding AF millivoltmeter reading at each frequency.
- ❑ Press and hold in the [F] key to save the new setting and exit the alignment mode.

Alignment menu item	VFO-A Frequency	RF Signal Generator	Adjust	AF millivoltmeter
04-01 IGC 1.8	1.900 MHz	1.900 MHz +36 dBμ	[AF] knob	0 dB
		1.900 MHz +10 dBμ	[RF/SQL] knob	-1.5 dB (±0.5 dB)
04-02 IGC HFL	7.100 MHz	7.100 MHz +36 dBμ	[AF] knob	0 dB
		7.100 MHz +10 dBμ	[RF/SQL] knob	-1.5 dB (±0.5 dB)
04-03 IGC HFM	14.200 MHz	14.200 MHz +36 dBμ	[AF] knob	0 dB
		14.200 MHz +10 dBμ	[RF/SQL] knob	-1.5 dB (±0.5 dB)
04-04 IGC HFH	21.200 MHz	21.200 MHz +36 dBμ	[AF] knob	0 dB
		21.200 MHz +10 dBμ	[RF/SQL] knob	-1.5 dB (±0.5 dB)
04-05 IGC 50	51.900 MHz	51.900 MHz +36 dBμ	[AF] knob	0 dB
		51.900 MHz +7 dBμ	[RF/SQL] knob	-1.5 dB (±0.5 dB)

S-meter Adjustment

- ❑ Set the VFO-A frequency to 14.200 MHz in the CW-USB mode.
- ❑ Set the following controls as indicated:
 [IPO] : ON
 [ATT] : OFF
 [AGC] : AUTO
 [RF GAIN] : Fully clockwise
- ❑ Connect the RF Signal Generator to the ANT jack, then set the frequency to 14.200 MHz.
- ❑ Press and hold in the [A], [B] and [C] keys, while turning the radio on, to enter the alignment mode.
- ❑ Refer to the chart below and select the appropriate "Alignment menu item" using the [MULTI] function knob. Set the RF Signal Generator output to each level, and adjust the [RF/SQL] knob for the corresponding S-meter reading. Press the [CLAR] key to save the new setting at each level.

Alignment menu item	RF Signal Generator	S-meter
05-01 S-MTR 0	OFF	S-0
05-02 S-MTR 1	+14 dBμ	S-1
05-03 S-MTR 5	+24 dBμ	S-5
05-04 S-MTR 7	+30 dBμ	S-7
05-05 S-MTR 9	+36 dBμ	S-9
05-06 S-MTR +10	+46 dBμ	S-9+10dB
05-07 S-MTR +20	+56 dBμ	S-9+20dB
05-08 S-MTR +30	+66 dBμ	S-9+30dB
05-09 S-MTR +40	+76 dBμ	S-9+40dB
05-10 S-MTR +50	+86 dBμ	S-9+50dB
05-11 S-MTR +60	+96 dBμ	S-9+60dB

- ❑ Press and hold in the [F] key to save the new setting and exit the alignment mode.

FIL Gain Adjustment

- ❑ Press and hold in the [A], [B] and [C] keys, while turning the radio on, to enter the alignment mode.
- ❑ Rotate the [MULTI] function knob to select the alignment menu item "06-01 R. FIL 3k".
- ❑ Rotate the [RF/SQL] knob to set the parameter is "180".
- ❑ Rotate the [MULTI] function knob to select the alignment menu item "06-02 R. FIL 15k".
- ❑ Rotate the [RF/SQL] knob to set the parameter is "180".
- ❑ Press and hold in the [F] key to save the new setting and exit the alignment mode.

S-meter Adjustment (FM)

- ❑ Set the VFO-A frequency to 51.500 MHz in the FM mode.
- ❑ Connect the RF Signal Generator to the ANT jack, then set the output level to 0 dB μ at the 51.500 MHz with ± 3.5 kHz deviation FM modulation of a 1 kHz audio signal.
- ❑ Press and hold in the [A], [B] and [C] keys, while turning the radio on, to enter the alignment mode.
- ❑ Rotate the [MULTI] function knob to select the alignment menu item "07-01 FM S1".
- ❑ Rotate the [RF/SQL] knob so that the S-meter reading is "S-1".
- ❑ Press the [CLAR] button to save the new setting.
- ❑ Set the RF Signal Generator to +20 dB μ .
- ❑ Rotate the [MULTI] function knob to select the alignment menu item "07-02 FM S9".
- ❑ Rotate the [RF/SQL] knob so that the S-meter reading is "S-9".
- ❑ Press the [CLAR] button to save the new setting.
- ❑ Set the RF Signal Generator to +40 dB μ .
- ❑ Rotate the [MULTI] function knob to select the alignment menu item "07-03 FM S60".
- ❑ Rotate the [RF/SQL] knob so that the S-meter reading is "S-9+60".
- ❑ Press the [CLAR] button to save the new setting.
- ❑ Press and hold in the [F] key to save the new setting and exit the alignment mode.

FM Squelch Adjustment

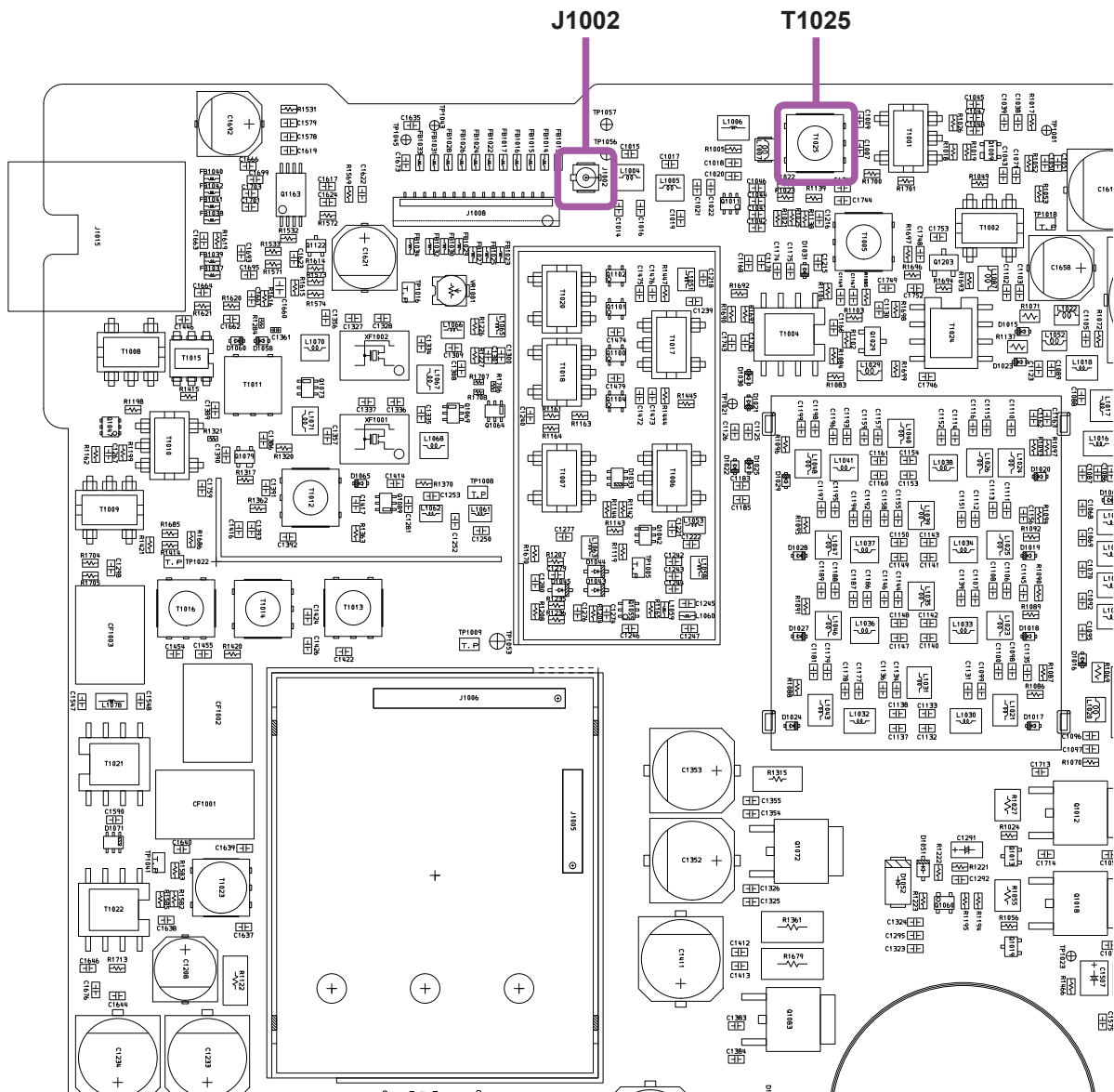
- ❑ Set the VFO-A frequency to 51.500 MHz in the FM-WIDE mode.
- ❑ Connect the RF Signal Generator to the ANT jack, then set the output level to -8 dB μ at the 51.500 MHz with ± 3.5 kHz deviation FM modulation of a 1 kHz audio signal.
- ❑ Press and hold in the [A], [B] and [C] keys, while turning the radio on, to enter the alignment mode.
- ❑ Rotate the [MULTI] function knob to select the alignment menu item "08-01 FM SQL TH".
- ❑ Press the [CLAR] button to save the new setting.
- ❑ Set the RF Signal Generator to +3 dB μ .
- ❑ Rotate the [MULTI] function knob to select the alignment menu item "08-02 FM SQL TI".
- ❑ Press the [CLAR] button to save the new setting.
- ❑ Press and hold in the [F] key to save the new setting and exit the alignment mode.

FM Center Stop Adjustment

- ❑ Set the VFO-A frequency to 51.500 MHz in the FM-WIDE mode.
- ❑ Connect the RF Signal Generator to the ANT jack, then set the output level to +3 dB μ at the 51.497 MHz.
- ❑ Press and hold in the [A], [B] and [C] keys, while turning the radio on, to enter the alignment mode.
- ❑ Rotate the [MULTI] function knob to select the alignment menu item "09-01 FM CTR-Lo".
- ❑ Press the [CLAR] button to save the new setting.
- ❑ Set the RF Signal Generator to 51.503 MHz.
- ❑ Rotate the [MULTI] function knob to select the alignment menu item "09-02 FM CTR-Hi".
- ❑ Press the [CLAR] button to save the new setting.
- ❑ Press and hold in the [F] key to save the new setting and exit the alignment mode.

TX IFT Adjustment

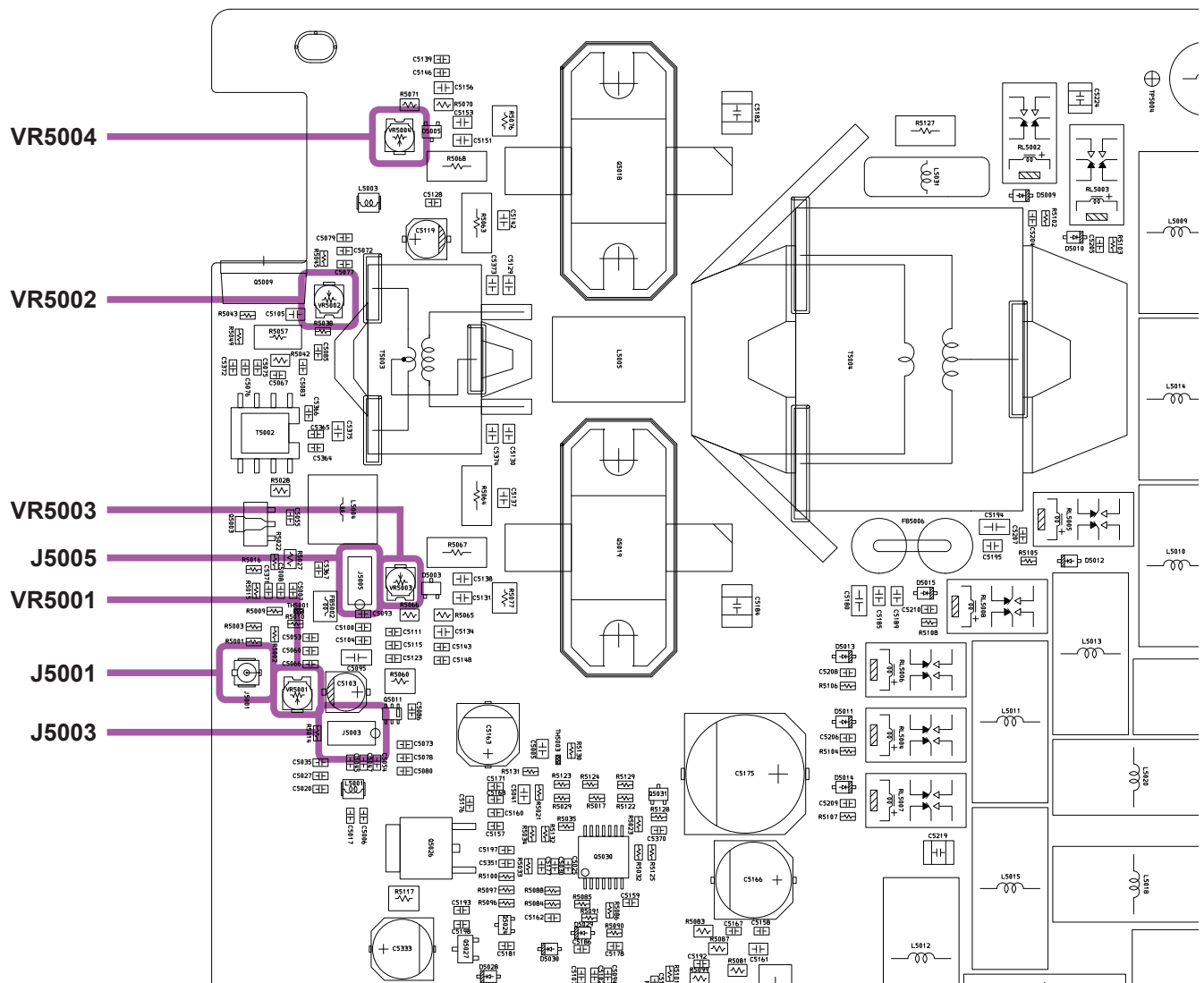
- ❑ Disconnect the coaxial cable from J1002 on the MAIN Unit, then connect the Spectrum Analyzer to J1002.
- ❑ Set the VFO-A frequency to 51.500 MHz in the CW-USB mode.
- ❑ Set the TX Power to 100 W.
- ❑ Press the PTT switch, adjust T1025 on the spurious (69.450 MHz) for minimum deflection on the Spectrum Analyzer.
- ❑ Release the PTT switch.
- ❑ Disconnect the Spectrum Analyzer from J1002, then re-connect the coaxial cable to J1002.



PA Unit Adjustment

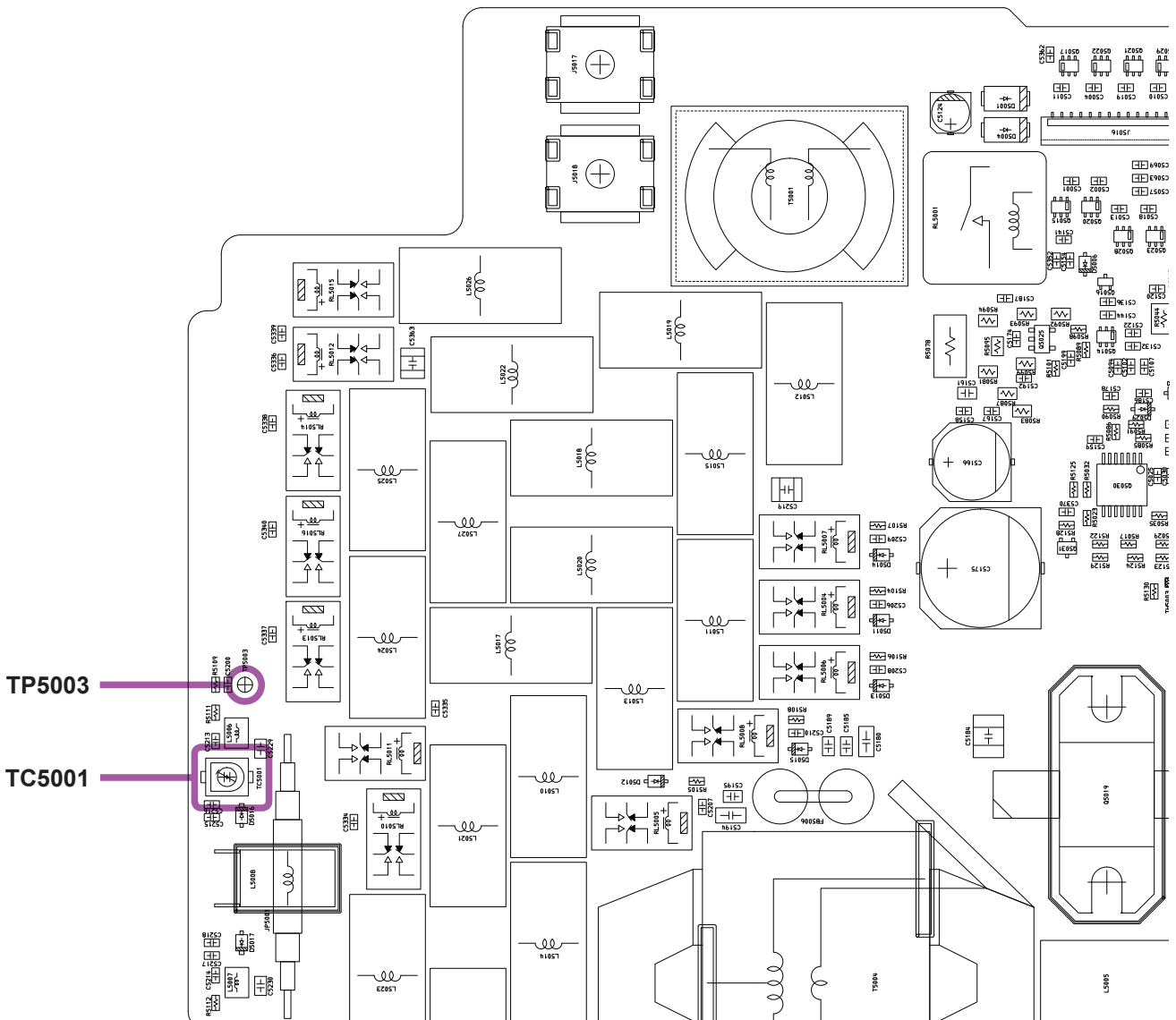
Preparation

- Connect the Microphone to the Microphone jack.
- Connect the 50-Ohm Dummy Load and Wattmeter to the ANT jack.
- Disconnect the cable from J5001 on the PA Unit, then terminate J5001 with a 50-Ohm resistor.
- Disconnect the jumper plug from J5003.
- Connect the DC ammeter to J5003.
- Press and hold the PTT switch, while adjust VR5001 so the DC ammeter reading is "55 mA (± 5 mA)".
- Release the PTT switch.
- Disconnect the DC ammeter from J5003.
- Disconnect the jumper plugs from J5005.
- Connect the DC ammeter to J5005.
- Press and hold the PTT switch, while adjust VR5002 so the DC ammeter reading is "1.0 A (± 0.1 A)".
- Release the PTT switch.
- Disconnect the DC ammeter from J5005.
- Connect the DC ammeter to the Power Supply.
- Turn both VR5003 and VR5004 fully counter-clockwise.
- Press and hold the PTT switch, while adjust VR5003 so that the DC ammeter "1.0 A (± 0.1 A)" increase.
- Adjust VR5004 so that the DC ammeter "1.0 A (± 0.1 A)" increase.
- Release the PTT switch.
- Re-connect the jumper plugs to J5003 and J5005.
- Disconnect the DC ammeter from the Power Supply.
- Disconnect the 50-Ohm resistors from J5001, then connect the cable to J5001.



CM Coupler Balance Adjustment

- ❑ Connect the 50-Ohm Dummy Load and Wattmeter to the ANT jack.
- ❑ Connect the Digital DC voltmeter (high-Z) to TP5003 on the PA Unit.
- ❑ Connect the Audio Generator to pin 8 of the Microphone jack (pin 7: GND), then set the output level to 0.5 mV @1 kHz.
- ❑ Set the VFO-A frequency to 50.150 MHz in the USB mode.
- ❑ Press the PTT switch, then adjust the MIC gain to set the RF Power output to 50 W on the Wattmeter.
- ❑ Press the PTT switch, adjust TC5001 for minimum deflection on the DC voltmeter (less than 0.3 V).
- ❑ Release the PTT switch.



Current ALC Adjustment

- ❑ Connect the Microphone to the Microphone jack.
- ❑ Connect the 50-Ohm Dummy Load and Wattmeter to the ANT jack.
- ❑ Press and hold in the [A], [B] and [C] keys, while turning the radio on, to enter the alignment mode.
- ❑ Rotate the [MULTI] function knob to select the alignment menu item "10-01 I-ALC 1.8" for the 1.8 MHz amateur band's ALC Adjustment.
- ❑ Set the VFO-A frequency to 1.850 MHz in the CW mode.
- ❑ Press the PTT switch, then adjust the [RF/SQ] knob for 110 W on the Wattmeter.
- ❑ Release the PTT switch, then rotate the [RF/SQ] knob so that the parameter indication "12" increase.
- ❑ Rotate the [MULTI] function knob to select the alignment menu item "10-02 I-ALC 3.5" for the 3.5 MHz amateur band's ALC Adjustment.
- ❑ Set the VFO-A frequency to 3.750 MHz in the CW mode.
- ❑ Press the PTT switch, then adjust the [RF/SQ] knob for 110 W on the Wattmeter.
- ❑ Release the PTT switch, then rotate the [RF/SQ] knob so that the parameter indication "12" increase.
- ❑ Rotate the [MULTI] function knob to select the alignment menu item "10-03 I-ALC 7" for the 7 MHz amateur band's ALC Adjustment.
- ❑ Set the VFO-A frequency to 7.100 MHz in the CW mode.
- ❑ Press the PTT switch, then adjust the [RF/SQ] knob for 110 W on the Wattmeter.
- ❑ Release the PTT switch, then rotate the [RF/SQ] knob so that the parameter indication "12" increase.
- ❑ Rotate the [MULTI] function knob to select the alignment menu item "10-04 I-ALC 10" for the 10 MHz amateur band's ALC Adjustment.
- ❑ Set the VFO-A frequency to 10.125 MHz in the CW mode.
- ❑ Press the PTT switch, then adjust the [RF/SQ] knob for 110 W on the Wattmeter.
- ❑ Release the PTT switch, then rotate the [RF/SQ] knob so that the parameter indication "12" increase.
- ❑ Rotate the [MULTI] function knob to select the alignment menu item "10-05 I-ALC 14" for the 14 MHz amateur band's ALC Adjustment.
- ❑ Set the VFO-A frequency to 14.175 MHz in the CW mode.
- ❑ Press the PTT switch, then adjust the [RF/SQ] knob for 110 W on the Wattmeter.
- ❑ Release the PTT switch, then rotate the [RF/SQ] knob so that the parameter indication "12" increase.
- ❑ Rotate the [MULTI] function knob to select the alignment menu item "10-06 I-ALC 18" for the 18 MHz amateur band's ALC Adjustment.
- ❑ Set the VFO-A frequency to 18.130 MHz in the CW mode.
- ❑ Press the PTT switch, then adjust the [RF/SQ] knob for 110 W on the Wattmeter.
- ❑ Release the PTT switch, then rotate the [RF/SQ] knob so that the parameter indication "12" increase.
- ❑ Rotate the [MULTI] function knob to select the alignment menu item "10-07 I-ALC 21" for the 21 MHz amateur band's ALC Adjustment.
- ❑ Set the VFO-A frequency to 21.2255 MHz in the CW mode.
- ❑ Press the PTT switch, then adjust the [RF/SQ] knob for 110 W on the Wattmeter.
- ❑ Release the PTT switch, then rotate the [RF/SQ] knob so that the parameter indication "12" increase.
- ❑ Rotate the [MULTI] function knob to select the alignment menu item "10-08 I-ALC 24" for the 24 MHz amateur band's ALC Adjustment.
- ❑ Set the VFO-A frequency to 24.940 MHz in the CW mode.
- ❑ Press the PTT switch, then adjust the [RF/SQ] knob for 110 W on the Wattmeter.
- ❑ Release the PTT switch, then rotate the [RF/SQ] knob so that the parameter indication "12" increase.
- ❑ Rotate the [MULTI] function knob to select the alignment menu item "10-09 I-ALC 28" for the 28 MHz amateur band's ALC Adjustment.
- ❑ Set the VFO-A frequency to 28.850 MHz in the CW mode.
- ❑ Press the PTT switch, then adjust the [RF/SQ] knob for 110 W on the Wattmeter.
- ❑ Release the PTT switch, then rotate the [RF/SQ] knob so that the parameter indication "12" increase.
- ❑ Rotate the [MULTI] function knob to select the alignment menu item "10-10 I-ALC 50" for the 50 MHz amateur band's ALC Adjustment.

- ❑ Set the VFO-A frequency to 51.500 MHz in the CW mode.
- ❑ Press the PTT switch, then adjust the [RF/SQL] knob for 110 W on the Wattmeter.
- ❑ Release the PTT switch, then rotate the [RF/SQL] knob so that the parameter indication “12” increase.
- ❑ Press and hold in the [F] key to save the new setting and exit the alignment mode.

ALC Meter Adjustment

- ❑ Connect the Microphone to the Microphone jack.
- ❑ Connect the 50-Ohm Dummy Load and Wattmeter to the ANT jack.
- ❑ Set the VFO-A frequency to 14.200 MHz in the CW mode.
- ❑ Press and hold in the [A], [B] and [C] keys, while turning the radio on, to enter the alignment mode.
- ❑ Rotate the [MULTI] function knob to select the alignment menu item “15-03 100W TXG 14”.
- ❑ Rotate the [RF/SQL] knob to set the parameter is “180”.
- ❑ Rotate the [MULTI] function knob to select the alignment menu item “21-01 TX CAR USB”.
- ❑ Rotate the [RF/SQL] knob to set the parameter is “255”.
- ❑ Rotate the [MULTI] function knob to select the alignment menu item “15-01 100W FALC 14”.
- ❑ Press the PTT switch, then adjust the [RF/SQL] knob for 102 W \pm 2.0 W on the Wattmeter.
- ❑ Set the USB mode.
- ❑ Set the MIC GAIN to “50”.
- ❑ Connect the Audio Generator to pin 8 of the Microphone jack (pin 7: GND).
- ❑ Rotate the [MULTI] function knob to select the alignment menu item “23-01 ALC-MTR”.
- ❑ Press the PTT switch, then adjust the Audio Generator output level to the position where RF Power output to 87 - 93 W on the Wattmeter.
- ❑ Release the PTT switch.
- ❑ Increase the Audio Generator output level by “+10 dB”.
- ❑ Press the PTT switch, then press the [CLAR] key while pressing and holding in the PTT switch.
- ❑ Rotate the [RF/SQL] knob for maximum deflection on the ALC meter zone, then press the [CLAR] key, while pressing and holding in

the PTT switch.

- ❑ Release the PTT switch, then press and hold in the [F] key to save the new setting and exit the alignment mode.

TX Output Power/PO Meter/TXG

Adjustment

- ❑ Referring to table below, tune the transceiver to each frequency listed.

BAND	VFO-A FREQUENCY	MODE
1.8 MHz Band	1.8500 MHz	CW-USB
3.5 MHz Band	3.7500 MHz	CW-USB
7 MHz Band	7.1000 MHz	CW-USB
10 MHz Band	10.1200 MHz	CW-USB
14 MHz Band	14.1500 MHz	CW-USB
18 MHz Band	18.1300 MHz	CW-USB
21 MHz Band	21.2000 MHz	CW-USB
24 MHz Band	24.9415 MHz	CW-USB
28 MHz Band	28.8500 MHz	CW-USB
50 MHz Band	51.5000 MHz	CW-USB

- ❑ Connect the 50-Ohm Dummy Load and Wattmeter to the ANT jack.
- ❑ Connect the Microphone to the Microphone jack.
- ❑ Press and hold in the [A], [B] and [C] keys, while turning the radio on, to enter the alignment mode.
- ❑ Rotate the [MULTI] function knob to select the alignment menu item to “11-01 100W FALC 1.8”.
- ❑ Press and hold the PTT switch, then rotate the [RF/SQL] knob for 102 W \pm 2W on the Wattmeter.
- ❑ Release the PTT switch.
- ❑ Rotate the [MULTI] function knob to select the alignment menu item to “11-02 MTR 1.8”.
- ❑ Press and hold the PTT switch, then rotate the [RF/SQL] knob for 100 W on the PO meter.
- ❑ Release the PTT switch.
- ❑ Rotate the [MULTI] function knob to select the alignment menu item to “11-03 100W TXG 1.8”.
- ❑ Press and hold the PTT switch, then rotate the [RF/SQL] knob for maximum deflection on the ALC meter zone.
- Note:** If the ACL meter cannot deflect to the maximum, rotate the [RF/SQL] knob to set the parameter to “200”.
- ❑ Release the PTT switch.
- ❑ Perform the same procedures for the Alignment Menu Items “11-04 50W FALC 1.8” through “11-15 5W TXG 1.8” per the chart at the below.

Alignment Menu	Operation	WATT Meter (Adjust to)	PO Meter (Adjust to)	ALC Meter Zone (Adjust to)	
1.8 MHz	11-01 100W FALC 1.8	Rotate the [RF/SQ] knob	102 W (±2 W)	–	–
	11-02 100W MTR 1.8	Press the [PTT] switch	–	100 W	–
	11-03 100W TXG 1.8	Rotate the [RF/SQ] knob	–	–	Maximum deflection*
	11-04 50W FALC 1.8	Rotate the [RF/SQ] knob	50 W (±3 W)	–	–
	11-05 50W MTR 1.8	Press the [PTT] switch	–	50 W	–
	11-06 50W TXG 1.8	Rotate the [RF/SQ] knob	–	–	Maximum deflection*
	11-07 20W FALC 1.8	Rotate the [RF/SQ] knob	20 W (±2 W)	–	–
	11-08 20W MTR 1.8	Press the [PTT] switch	–	20 W	–
	11-09 20W TXG 1.8	Rotate the [RF/SQ] knob	–	–	Maximum deflection*
	11-10 10W FALC 1.8	Rotate the [RF/SQ] knob	10 W (±1 W)	–	–
	11-11 10W MTR 1.8	Press the [PTT] switch	–	10 W	–
	11-12 10W TXG 1.8	Rotate the [RF/SQ] knob	–	–	Maximum deflection*
	11-13 5W FALC 1.8	Rotate the [RF/SQ] knob	5 W (±1 W)	–	–
	11-14 5W MTR 1.8	Press the [PTT] switch	–	5 W	–
	11-15 5W TXG 1.8	Rotate the [RF/SQ] knob	–	–	Maximum deflection*

*: If the ACL meter cannot deflect to the maximum, rotate the [RF/SQ] knob to set the parameter to “200”.

- Perform the same procedures for the Alignment Menu Items “12-01 100W FALC 3.5” through “20-15 5W TXG 50” per the chart at the below.

Alignment Menu	Operation	WATT Meter (Adjust to)	PO Meter (Adjust to)	ALC Meter Zone (Adjust to)	
3.5 MHz	12-01 100W FALC 3.5	Rotate the [RF/SQ] knob	102 W (±2 W)	–	–
	12-02 100W MTR 3.5	Press the [PTT] switch	–	100 W	–
	12-03 100W TXG 3.5	Rotate the [RF/SQ] knob	–	–	Maximum deflection*
	12-04 50W FALC 3.5	Rotate the [RF/SQ] knob	50 W (±3 W)	–	–
	12-05 50W MTR 3.5	Press the [PTT] switch	–	50 W	–
	12-06 50W TXG 3.5	Rotate the [RF/SQ] knob	–	–	Maximum deflection*
	12-07 20W FALC 3.5	Rotate the [RF/SQ] knob	20 W (±2 W)	–	–
	12-08 20W MTR 3.5	Press the [PTT] switch	–	20 W	–
	12-09 20W TXG 3.5	Rotate the [RF/SQ] knob	–	–	Maximum deflection*
	12-10 10W FALC 3.5	Rotate the [RF/SQ] knob	10 W (±1 W)	–	–
	12-11 10W MTR 3.5	Press the [PTT] switch	–	10 W	–
	12-12 10W TXG 3.5	Rotate the [RF/SQ] knob	–	–	Maximum deflection*
	12-13 5W FALC 3.5	Rotate the [RF/SQ] knob	5 W (±1 W)	–	–
	12-14 5W MTR 3.5	Press the [PTT] switch	–	5 W	–
	12-15 5W TXG 3.5	Rotate the [RF/SQ] knob	–	–	Maximum deflection*
7 MHz	13-01 100W FALC 7	Rotate the [RF/SQ] knob	102 W (±2 W)	–	–
	13-02 100W MTR 7	Press the [PTT] switch	–	100 W	–
	13-03 100W TXG 7	Rotate the [RF/SQ] knob	–	–	Maximum deflection*
	13-04 50W FALC 7	Rotate the [RF/SQ] knob	50 W (±3 W)	–	–
	13-05 50W MTR 7	Press the [PTT] switch	–	50 W	–
	13-06 50W TXG 7	Rotate the [RF/SQ] knob	–	–	Maximum deflection*
	13-07 20W FALC 7	Rotate the [RF/SQ] knob	20 W (±2 W)	–	–
	13-08 20W MTR 7	Press the [PTT] switch	–	20 W	–
	13-09 20W TXG 7	Rotate the [RF/SQ] knob	–	–	Maximum deflection*
	13-10 10W FALC 7	Rotate the [RF/SQ] knob	10 W (±1 W)	–	–
	13-11 10W MTR 7	Press the [PTT] switch	–	10 W	–
	13-12 10W TXG 7	Rotate the [RF/SQ] knob	–	–	Maximum deflection*
	13-13 5W FALC 7	Rotate the [RF/SQ] knob	5 W (±1 W)	–	–
	13-14 5W MTR 7	Press the [PTT] switch	–	5 W	–
	13-15 5W TXG 7	Rotate the [RF/SQ] knob	–	–	Maximum deflection*
10 MHz	14-01 100W FALC 10	Rotate the [RF/SQ] knob	102 W (±2 W)	–	–
	14-02 100W MTR 10	Press the [PTT] switch	–	100 W	–
	14-03 100W TXG 10	Rotate the [RF/SQ] knob	–	–	Maximum deflection*
	14-04 50W FALC 10	Rotate the [RF/SQ] knob	50 W (±3 W)	–	–
	14-05 50W MTR 10	Press the [PTT] switch	–	50 W	–
	14-06 50W TXG 10	Rotate the [RF/SQ] knob	–	–	Maximum deflection*
	14-07 20W FALC 10	Rotate the [RF/SQ] knob	20 W (±2 W)	–	–
	14-08 20W MTR 10	Press the [PTT] switch	–	20 W	–
	14-09 20W TXG 10	Rotate the [RF/SQ] knob	–	–	Maximum deflection*
	14-10 10W FALC 10	Rotate the [RF/SQ] knob	10 W (±1 W)	–	–
	14-11 10W MTR 10	Press the [PTT] switch	–	10 W	–
	14-12 10W TXG 10	Rotate the [RF/SQ] knob	–	–	Maximum deflection*
	14-13 5W FALC 10	Rotate the [RF/SQ] knob	5 W (±1 W)	–	–
	14-14 5W MTR 10	Press the [PTT] switch	–	5 W	–
	14-15 5W TXG 10	Rotate the [RF/SQ] knob	–	–	Maximum deflection*

	Alignment Menu	Operation	WATT Meter (Adjust to)	PO Meter (Adjust to)	ALC Meter Zone (Adjust to)
14 MHz	15-01 100W FALC 14	Rotate the [RF/SQ] knob	102 W (± 2 W)	–	–
	15-02 100W MTR 14	Press the [PTT] switch	–	100 W	–
	15-03 100W TXG 14	Rotate the [RF/SQ] knob	–	–	Maximum deflection [✖]
	15-04 50W FALC 14	Rotate the [RF/SQ] knob	50 W (± 3 W)	–	–
	15-05 50W MTR 14	Press the [PTT] switch	–	50 W	–
	15-06 50W TXG 14	Rotate the [RF/SQ] knob	–	–	Maximum deflection [✖]
	15-07 20W FALC 14	Rotate the [RF/SQ] knob	20 W (± 2 W)	–	–
	15-08 20W MTR 14	Press the [PTT] switch	–	20 W	–
	15-09 20W TXG 14	Rotate the [RF/SQ] knob	–	–	Maximum deflection [✖]
	15-10 10W FALC 14	Rotate the [RF/SQ] knob	10 W (± 1 W)	–	–
	15-11 10W MTR 14	Press the [PTT] switch	–	10 W	–
	15-12 10W TXG 14	Rotate the [RF/SQ] knob	–	–	Maximum deflection [✖]
	15-13 5W FALC 14	Rotate the [RF/SQ] knob	5 W (± 1 W)	–	–
	15-14 5W MTR 14	Press the [PTT] switch	–	5 W	–
	15-15 5W TXG 14	Rotate the [RF/SQ] knob	–	–	Maximum deflection [✖]
18 MHz	16-01 100W FALC 18	Rotate the [RF/SQ] knob	102 W (± 2 W)	–	–
	16-02 100W MTR 18	Press the [PTT] switch	–	100 W	–
	16-03 100W TXG 18	Rotate the [RF/SQ] knob	–	–	Maximum deflection [✖]
	16-04 50W FALC 18	Rotate the [RF/SQ] knob	50 W (± 3 W)	–	–
	16-05 50W MTR 18	Press the [PTT] switch	–	50 W	–
	16-06 50W TXG 18	Rotate the [RF/SQ] knob	–	–	Maximum deflection [✖]
	16-07 20W FALC 18	Rotate the [RF/SQ] knob	20 W (± 2 W)	–	–
	16-08 20W MTR 18	Press the [PTT] switch	–	20 W	–
	16-09 20W TXG 18	Rotate the [RF/SQ] knob	–	–	Maximum deflection [✖]
	16-10 10W FALC 18	Rotate the [RF/SQ] knob	10 W (± 1 W)	–	–
	16-11 10W MTR 18	Press the [PTT] switch	–	10 W	–
	16-12 10W TXG 18	Rotate the [RF/SQ] knob	–	–	Maximum deflection [✖]
	16-13 5W FALC 18	Rotate the [RF/SQ] knob	5 W (± 1 W)	–	–
	16-14 5W MTR 18	Press the [PTT] switch	–	5 W	–
	16-15 5W TXG 18	Rotate the [RF/SQ] knob	–	–	Maximum deflection [✖]
21 MHz	17-01 100W FALC 21	Rotate the [RF/SQ] knob	102 W (± 2 W)	–	–
	17-02 100W MTR 21	Press the [PTT] switch	–	100 W	–
	17-03 100W TXG 21	Rotate the [RF/SQ] knob	–	–	Maximum deflection [✖]
	17-04 50W FALC 21	Rotate the [RF/SQ] knob	50 W (± 3 W)	–	–
	17-05 50W MTR 21	Press the [PTT] switch	–	50 W	–
	17-06 50W TXG 21	Rotate the [RF/SQ] knob	–	–	Maximum deflection [✖]
	17-07 20W FALC 21	Rotate the [RF/SQ] knob	20 W (± 2 W)	–	–
	17-08 20W MTR 21	Press the [PTT] switch	–	20 W	–
	17-09 20W TXG 21	Rotate the [RF/SQ] knob	–	–	Maximum deflection [✖]
	17-10 10W FALC 21	Rotate the [RF/SQ] knob	10 W (± 1 W)	–	–
	17-11 10W MTR 21	Press the [PTT] switch	–	10 W	–
	17-12 10W TXG 21	Rotate the [RF/SQ] knob	–	–	Maximum deflection [✖]
	17-13 5W FALC 21	Rotate the [RF/SQ] knob	5 W (± 1 W)	–	–
	17-14 5W MTR 21	Press the [PTT] switch	–	5 W	–
	17-15 5W TXG 21	Rotate the [RF/SQ] knob	–	–	Maximum deflection [✖]
24 MHz	18-01 100W FALC 24	Rotate the [RF/SQ] knob	102 W (± 2 W)	–	–
	18-02 100W MTR 24	Press the [PTT] switch	–	100 W	–
	18-03 100W TXG 24	Rotate the [RF/SQ] knob	–	–	Maximum deflection [✖]
	18-04 50W FALC 24	Rotate the [RF/SQ] knob	50 W (± 3 W)	–	–
	18-05 50W MTR 24	Press the [PTT] switch	–	50 W	–
	18-06 50W TXG 24	Rotate the [RF/SQ] knob	–	–	Maximum deflection [✖]
	18-07 20W FALC 24	Rotate the [RF/SQ] knob	20 W (± 2 W)	–	–
	18-08 20W MTR 24	Press the [PTT] switch	–	20 W	–
	18-09 20W TXG 24	Rotate the [RF/SQ] knob	–	–	Maximum deflection [✖]
	18-10 10W FALC 24	Rotate the [RF/SQ] knob	10 W (± 1 W)	–	–
	18-11 10W MTR 24	Press the [PTT] switch	–	10 W	–
	18-12 10W TXG 24	Rotate the [RF/SQ] knob	–	–	Maximum deflection [✖]
	18-13 5W FALC 24	Rotate the [RF/SQ] knob	5 W (± 1 W)	–	–
	18-14 5W MTR 24	Press the [PTT] switch	–	5 W	–
	18-15 5W TXG 24	Rotate the [RF/SQ] knob	–	–	Maximum deflection [✖]

Alignment Menu	Operation	WATT Meter (Adjust to)	PO Meter (Adjust to)	ALC Meter Zone (Adjust to)	
28 MHz	19-01 100W FALC 28	Rotate the [RF/SQ] knob	102 W (± 2 W)	–	
	19-02 100W MTR 28	Press the [PTT] switch	–	100 W	
	19-03 100W TXG 28	Rotate the [RF/SQ] knob	–	–	Maximum deflection*
	19-04 50W FALC 28	Rotate the [RF/SQ] knob	50 W (± 3 W)	–	–
	19-05 50W MTR 28	Press the [PTT] switch	–	50 W	–
	19-06 50W TXG 28	Rotate the [RF/SQ] knob	–	–	Maximum deflection*
	19-07 20W FALC 28	Rotate the [RF/SQ] knob	20 W (± 2 W)	–	–
	19-08 20W MTR 28	Press the [PTT] switch	–	20 W	–
	19-09 20W TXG 28	Rotate the [RF/SQ] knob	–	–	Maximum deflection*
	19-10 10W FALC 28	Rotate the [RF/SQ] knob	10 W (± 1 W)	–	–
	19-11 10W MTR 28	Press the [PTT] switch	–	10 W	–
	19-12 10W TXG 28	Rotate the [RF/SQ] knob	–	–	Maximum deflection*
	19-13 5W FALC 28	Rotate the [RF/SQ] knob	5 W (± 1 W)	–	–
	19-14 5W MTR 28	Press the [PTT] switch	–	5 W	–
	19-15 5W TXG 28	Rotate the [RF/SQ] knob	–	–	Maximum deflection*
50 MHz	20-01 100W FALC 50	Rotate the [RF/SQ] knob	102 W (± 2 W)	–	–
	20-02 100W MTR 50	Press the [PTT] switch	–	100 W	–
	20-03 100W TXG 50	Rotate the [RF/SQ] knob	–	–	Maximum deflection*
	20-04 50W FALC 50	Rotate the [RF/SQ] knob	50 W (± 3 W)	–	–
	20-05 50W MTR 50	Press the [PTT] switch	–	50 W	–
	20-06 50W TXG 50	Rotate the [RF/SQ] knob	–	–	Maximum deflection*
	20-07 20W FALC 50	Rotate the [RF/SQ] knob	20 W (± 2 W)	–	–
	20-08 20W MTR 50	Press the [PTT] switch	–	20 W	–
	20-09 20W TXG 50	Rotate the [RF/SQ] knob	–	–	Maximum deflection*
	20-10 10W FALC 50	Rotate the [RF/SQ] knob	10 W (± 1 W)	–	–
	20-11 10W MTR 50	Press the [PTT] switch	–	10 W	–
	20-12 10W TXG 50	Rotate the [RF/SQ] knob	–	–	Maximum deflection*
	20-13 5W FALC 50	Rotate the [RF/SQ] knob	5 W (± 1 W)	–	–
	20-14 5W MTR 50	Press the [PTT] switch	–	5 W	–
	20-15 5W TXG 50	Rotate the [RF/SQ] knob	–	–	Maximum deflection*

*: If the ACL meter cannot deflect to the maximum, rotate the [RF/SQ] knob to set the parameter to "200".

- Release the PTT switch, then press and hold in the [F] key to save the new setting and exit the alignment mode.

AM-TXG Adjustment

- Set the VFO-A frequency to 14.200 MHz in the AM mode.
- Press and hold in the [A], [B] and [C] keys, while turning the radio on, to enter the alignment mode.
- Rotate the [MULTI] function knob to select the alignment menu item to "21-02 TX CAR AM".
- Rotate the [RF/SQ] knob to set the parameter is "200".
- Release the PTT switch, then press and hold in the [F] key to save the new setting and exit the alignment mode.

REV-ALC Adjustment

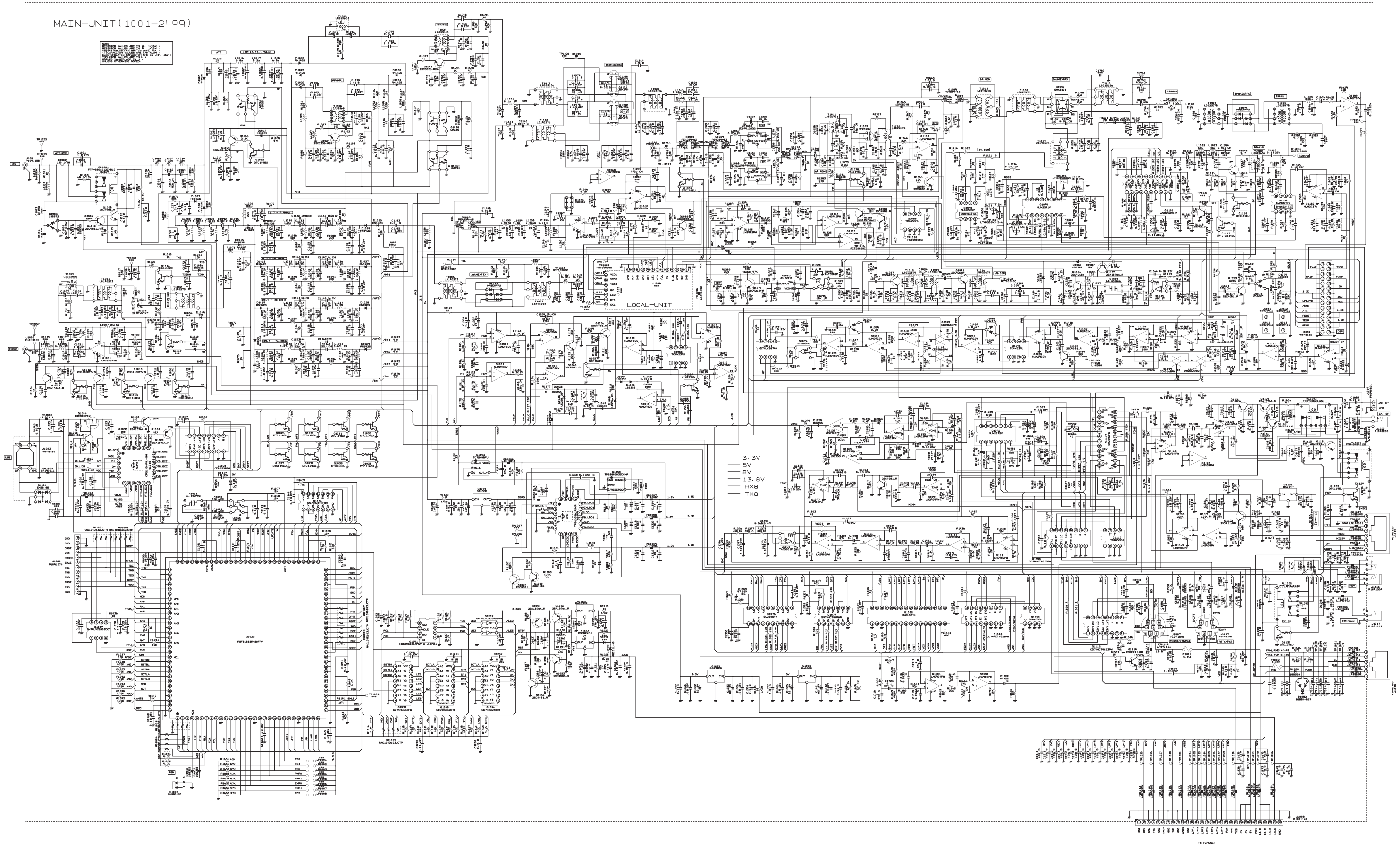
- ❑ Connect the 16.6-Ohm Dummy Load to the ANT jack.
- ❑ Connect the Microphone to the Microphone jack.
- ❑ Press and hold in the [A], [B] and [C] keys, while turning the radio on, to enter the alignment mode.
- ❑ Rotate the [MULTI] function knob to select the alignment menu item to “22-01 REV ALC 1.8”.
- ❑ Set the VFO-A frequency to 1.850 MHz in the CW mode.
- ❑ Press and hold the PTT switch, then rotate the [RF/SQL] knob for 50 W ± 3 dot on the PO meter.
- ❑ Release the PTT switch.
- ❑ Rotate the [MULTI] function knob to select the alignment menu item to “22-02 REV ALC HFL”.
- ❑ Set the VFO-A frequency to 7.100 MHz in the CW mode.
- ❑ Press and hold the PTT switch, then rotate the [RF/SQL] knob for 50 W ± 3 dot on the PO meter.
- ❑ Release the PTT switch.
- ❑ Rotate the [MULTI] function knob to select the alignment menu item to “22-03 REV ALC HFM”.
- ❑ Set the VFO-A frequency to 14.150 MHz in the CW mode.
- ❑ Press and hold the PTT switch, then rotate the [RF/SQL] knob for 50 W ± 3 dot on the PO meter.
- ❑ Release the PTT switch.
- ❑ Rotate the [MULTI] function knob to select the alignment menu item to “22-04 REV ALC HFH”.
- ❑ Set the VFO-A frequency to 21.200 MHz in the CW mode.
- ❑ Press and hold the PTT switch, then rotate the [RF/SQL] knob for 50 W ± 3 dot on the PO meter.
- ❑ Release the PTT switch.
- ❑ Rotate the [MULTI] function knob to select the alignment menu item to “22-05 REV ALC 50”.
- ❑ Set the VFO-A frequency to 51.500 MHz in the CW mode.
- ❑ Press and hold the PTT switch, then rotate the [RF/SQL] knob for 50 W ± 3 dot on the PO meter.
- ❑ Release the PTT switch, then press and hold in the [F] key to save the new setting and exit the alignment mode.

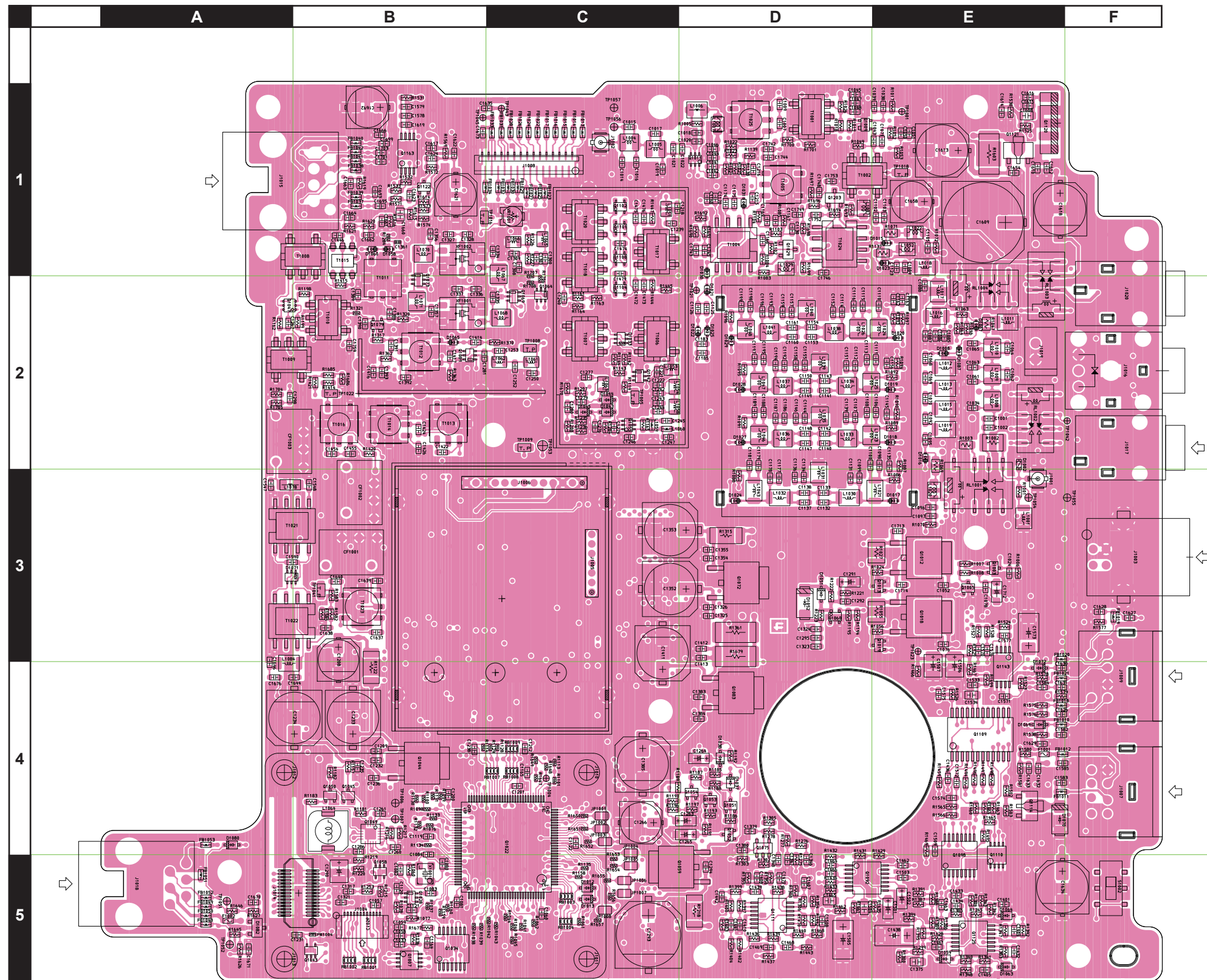
FM MAX Deviation Adjustment

- ❑ Connect the Dummy Load, Wattmeter, and Deviation Meter to the ANT Jack.
- ❑ Set the MIC GAIN to “50”.
- ❑ Press and hold in the [A], [B] and [C] keys, while turning the radio on, to enter the alignment mode.
- ❑ Rotate the [MULTI] function knob to select the alignment menu item to “23-02 FM DEV”.
- ❑ Set the VFO-A frequency to 28.850 MHz in the FM mode.
- ❑ Connect the Audio Generator to pin 8 of the Microphone jack (pin 7: GND), then set the output level to 5.0 mV @1 kHz.
- ❑ Press and hold the PTT switch, then rotate the [RF/SQL] knob for 4.5 kHz ± 0.2 kHz on the Deviation Meter.
- ❑ Release the PTT switch.
- ❑ Rotate the [MULTI] function knob to select the alignment menu item to “23-03 FM-N DEV”.
- ❑ Press and hold the PTT switch, then rotate the [RF/SQL] knob for 2.25 kHz ± 0.1 kHz on the Deviation Meter.
- ❑ Release the PTT switch, then press and hold in the [F] key to save the new setting and exit the alignment mode.

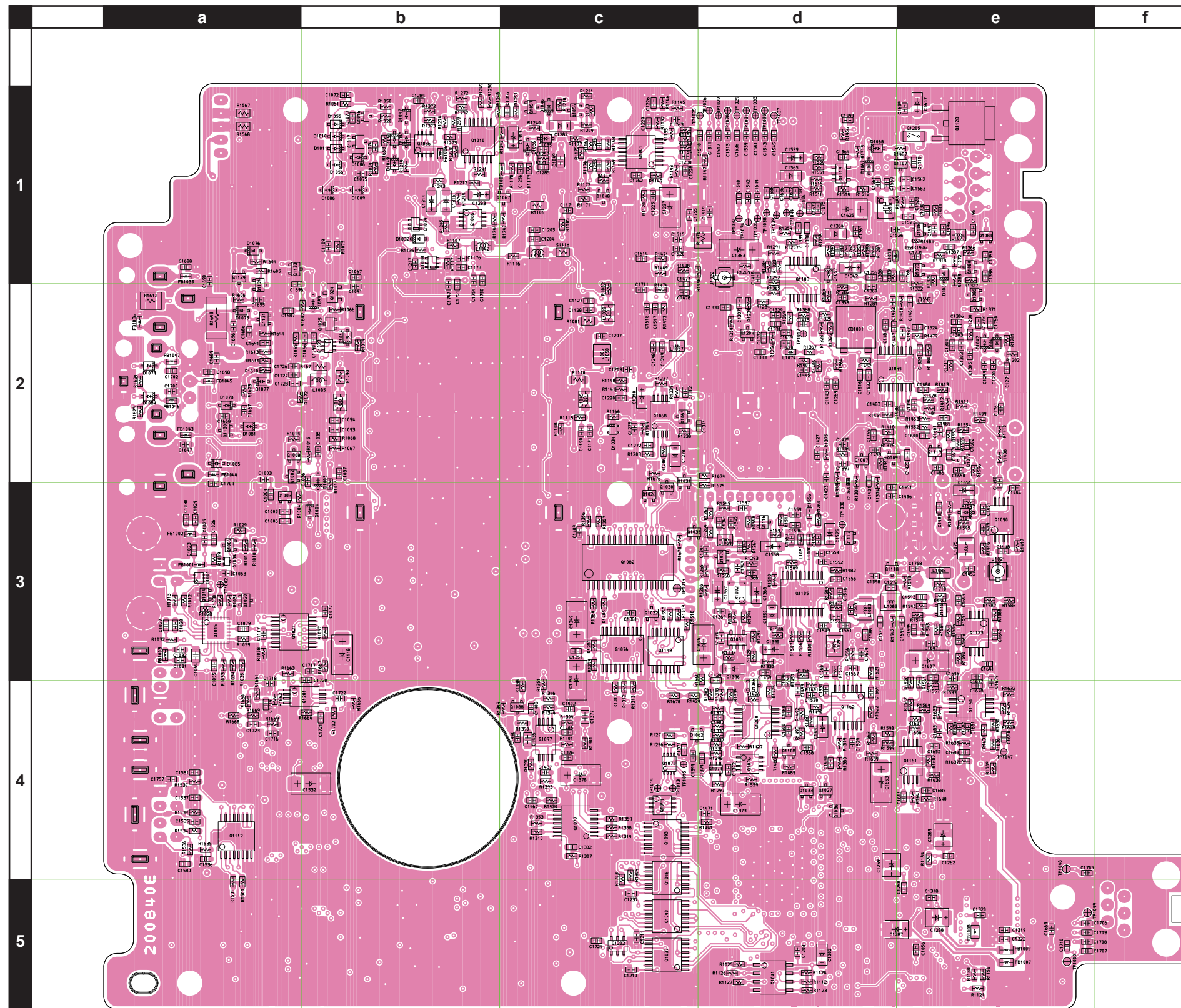
SWR Meter Adjustment

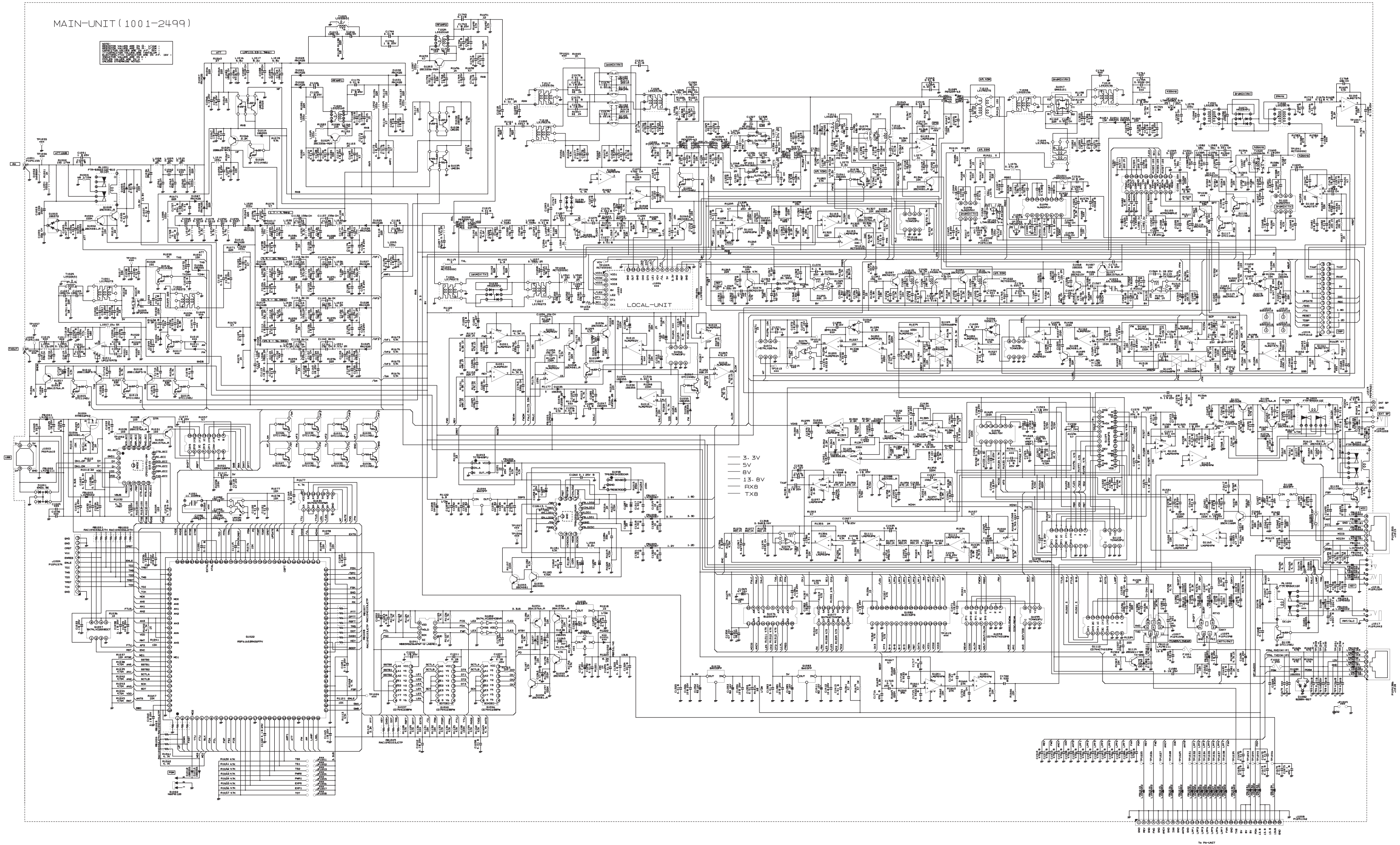
- Connect the 16.6-Ohm Dummy Load and Wattmeter to the ANT jack.
- Press and hold in the [A], [B] and [C] keys, while turning the radio on, to enter the alignment mode.
- Rotate the [MULTI] function knob to select the alignment menu item to "24-01 SWR-MTR1.5 1.8".
- Rotate the [RF/SQL] knob to set the parameter is "70".
- Rotate the [MULTI] function knob to select the alignment menu item to "24-02 SWR-MTR2.0 1.8".
- Rotate the [RF/SQL] knob to set the parameter is "104".
- Rotate the [MULTI] function knob to select the alignment menu item to "24-03 SWR-MTR3.0 1.8".
- Rotate the [RF/SQL] knob to set the parameter is "142".
- Rotate the [MULTI] function knob to select the alignment menu item to "24-05 SWR-MTR1.5 14".
- Rotate the [RF/SQL] knob to set the parameter is "70".
- Rotate the [MULTI] function knob to select the alignment menu item to "24-06 SWR-MTR2.0 14".
- Rotate the [RF/SQL] knob to set the parameter is "104".
- Rotate the [MULTI] function knob to select the alignment menu item to "24-07 SWR-MTR3.0 14".
- Rotate the [RF/SQL] knob to set the parameter is "142".
- Rotate the [MULTI] function knob to select the alignment menu item to "24-09 SWR-MTR1.5 50".
- Rotate the [RF/SQL] knob to set the parameter is "80".
- Rotate the [MULTI] function knob to select the alignment menu item to "24-10 SWR-MTR2.0 50".
- Rotate the [RF/SQL] knob to set the parameter is "120".
- Rotate the [MULTI] function knob to select the alignment menu item to "24-11 SWR-MTR3.0 50".
- Rotate the [RF/SQL] knob to set the parameter is "162".
- Set the VFO-A frequency to 1.850 MHz in the USB mode.
- Rotate the [MULTI] function knob to select the alignment menu item to "24-04 SWR-MTR CO 1.8".
- Press and hold the PTT switch, then rotate the [RF/SQL] knob so that the SWR meter reading is "2.0 - 3.0". The SWR meter reading is broad (few points). Therefore, set the [RF/SQL] knob to the center of this broad range.
- Release the PTT switch.
- Set the VFO-A frequency to 14.150 MHz in the USB mode.
- Rotate the [MULTI] function knob to select the alignment menu item to "24-08 SWR-MTR CO 14".
- Press and hold the PTT switch, then rotate the [RF/SQL] knob so that the SWR meter reading is "2.0 - 3.0". The SWR meter reading is broad (few points). Therefore, set the [RF/SQL] knob to the center of this broad range.
- Set the VFO-A frequency to 51.500 MHz in the USB mode.
- Rotate the [MULTI] function knob to select the alignment menu item to "24-12 SWR-MTR CO 50".
- Press and hold the PTT switch, then rotate the [RF/SQL] knob so that the SWR meter reading is "2.0 - 3.0". The SWR meter reading is broad (few points). Therefore, set the [RF/SQL] knob to the center of this broad range.
- Release the PTT switch.
- Press and hold in the [F] key to save the new setting and exit the alignment mode.

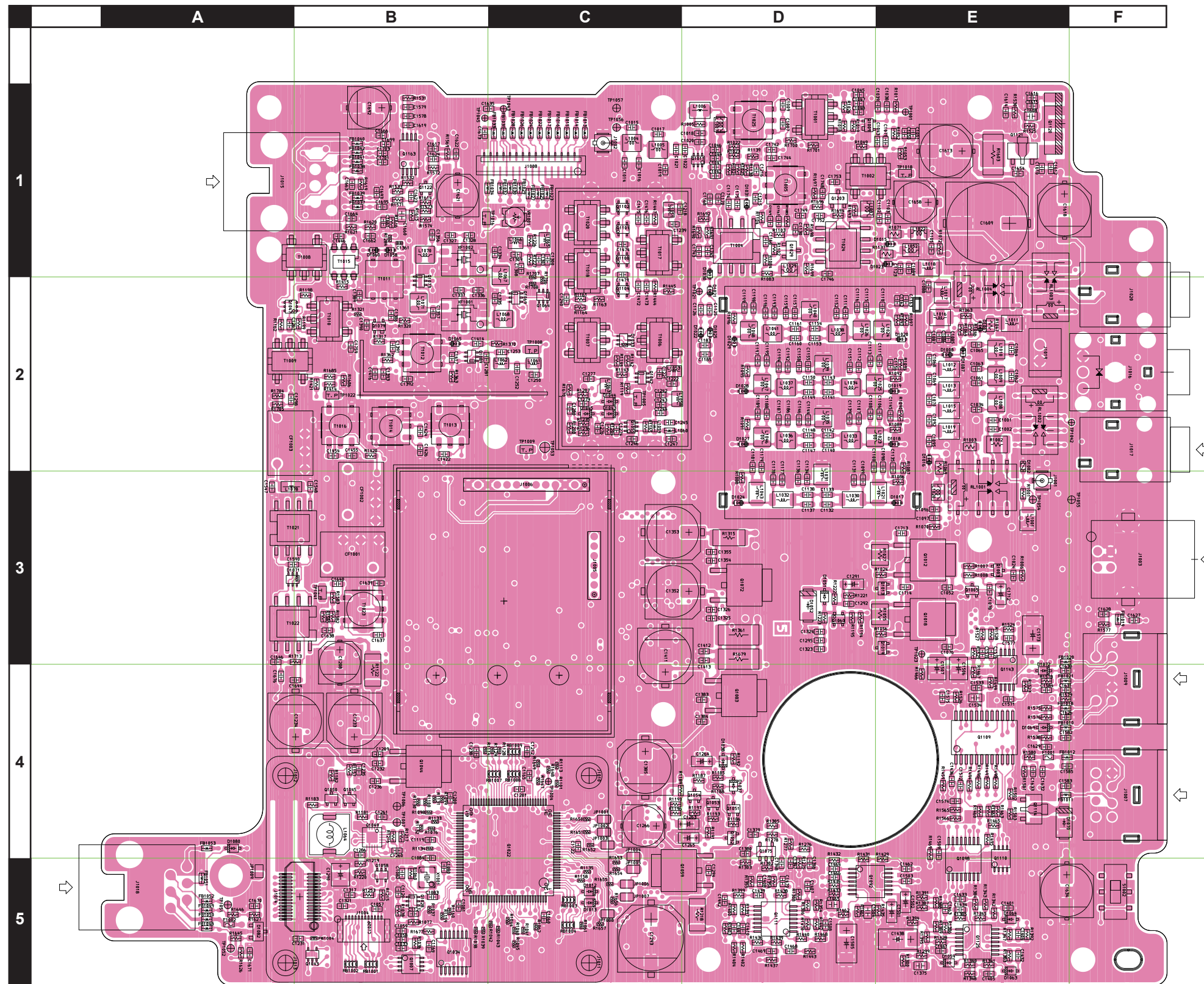


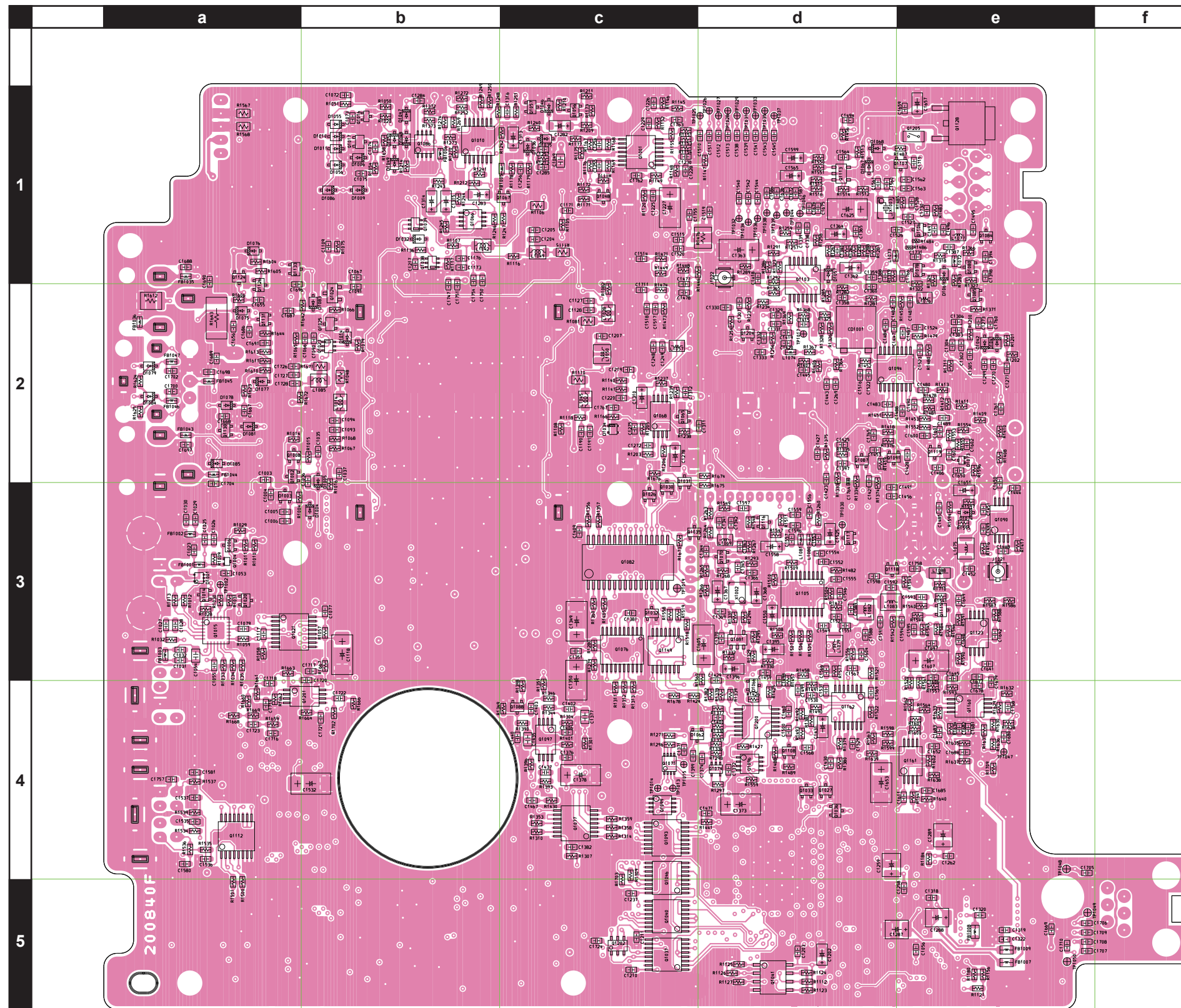


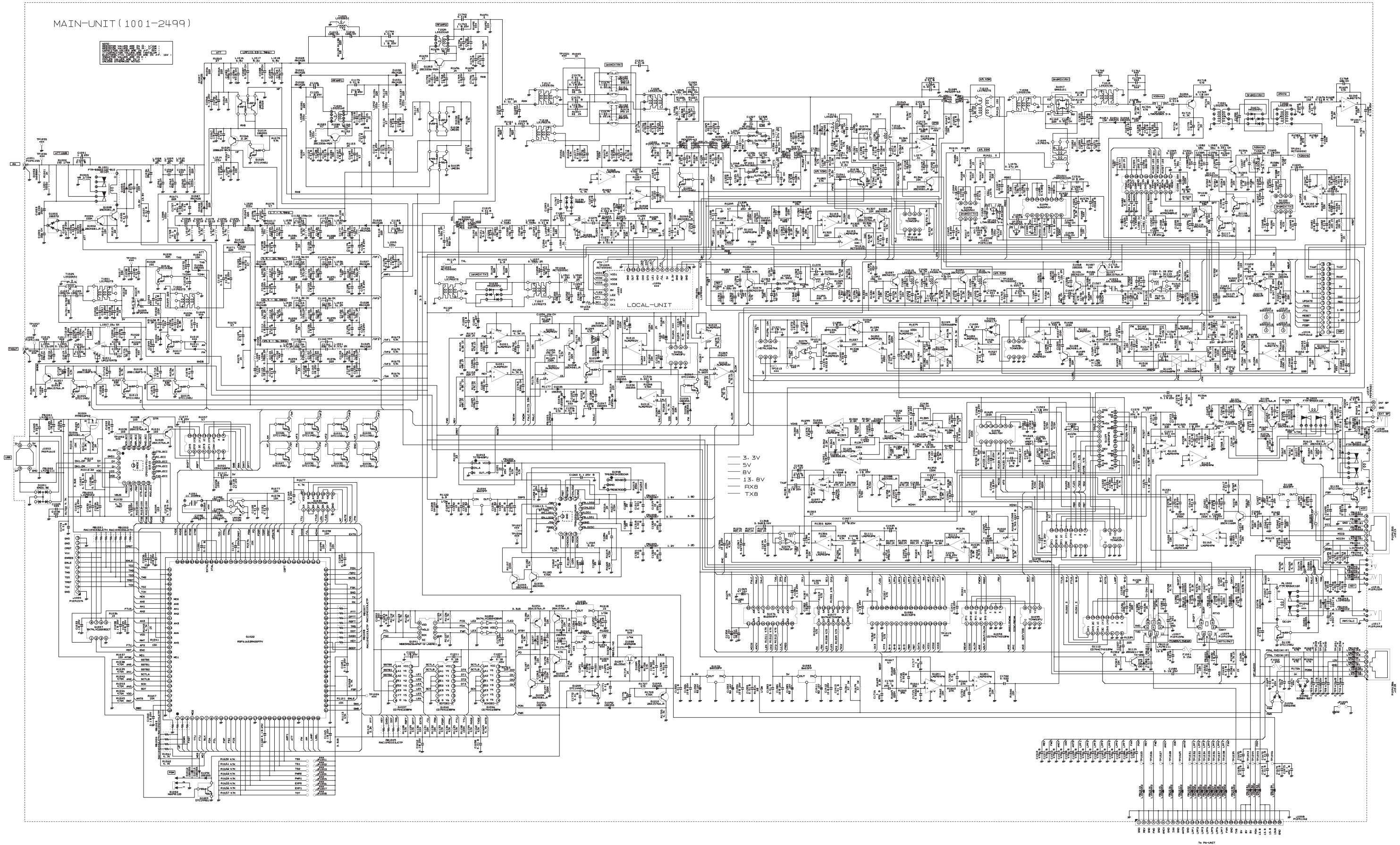
MAIN-2

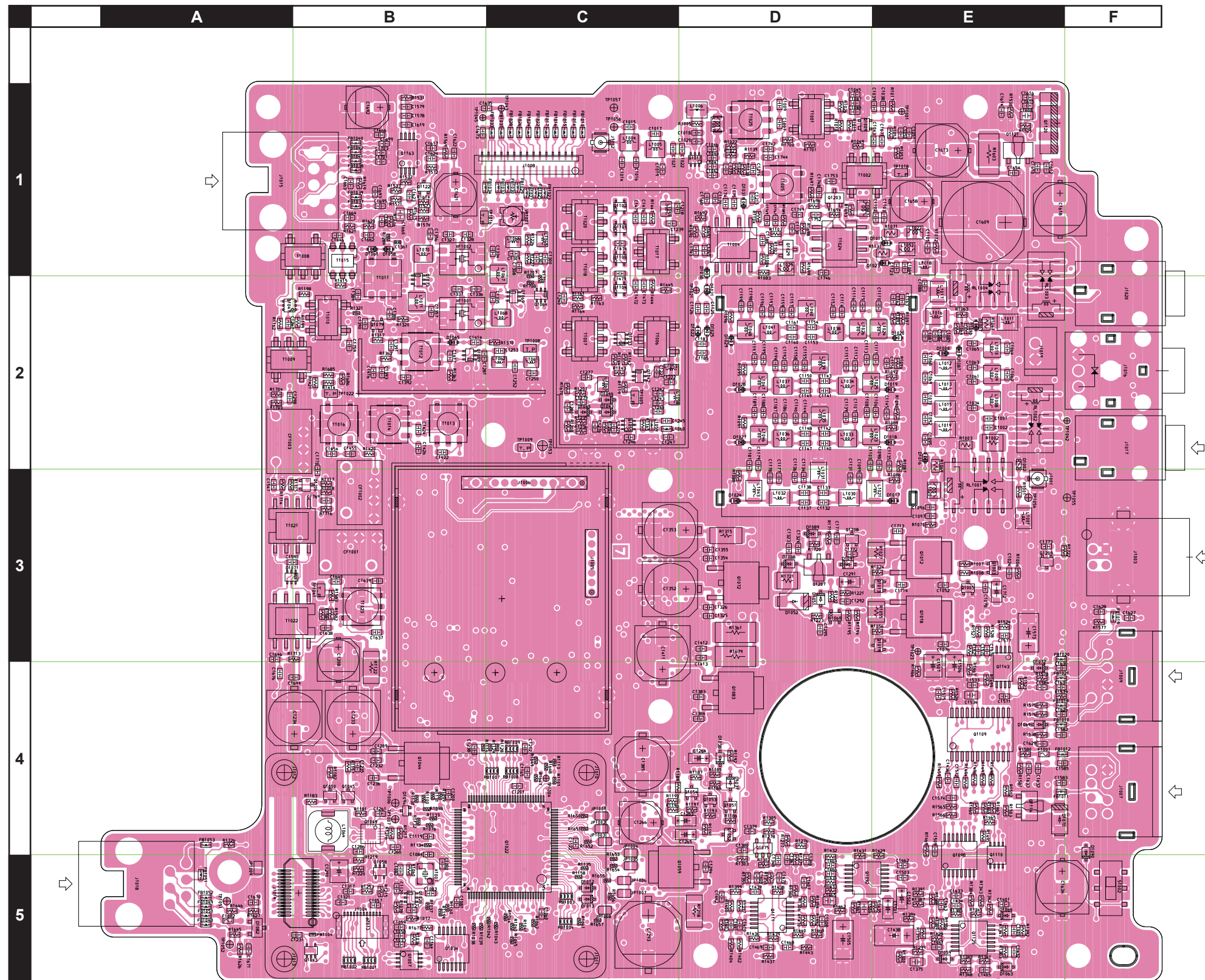


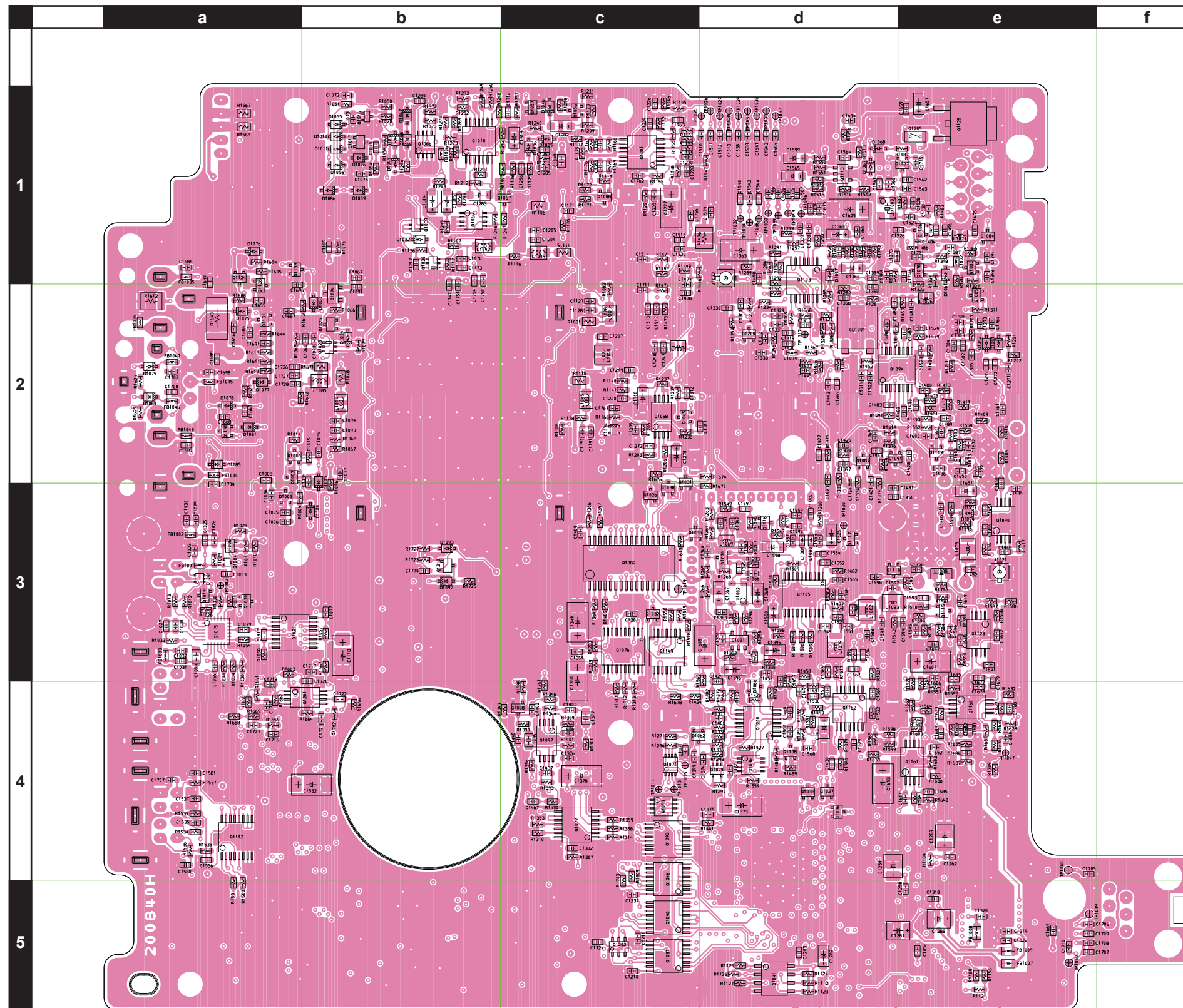




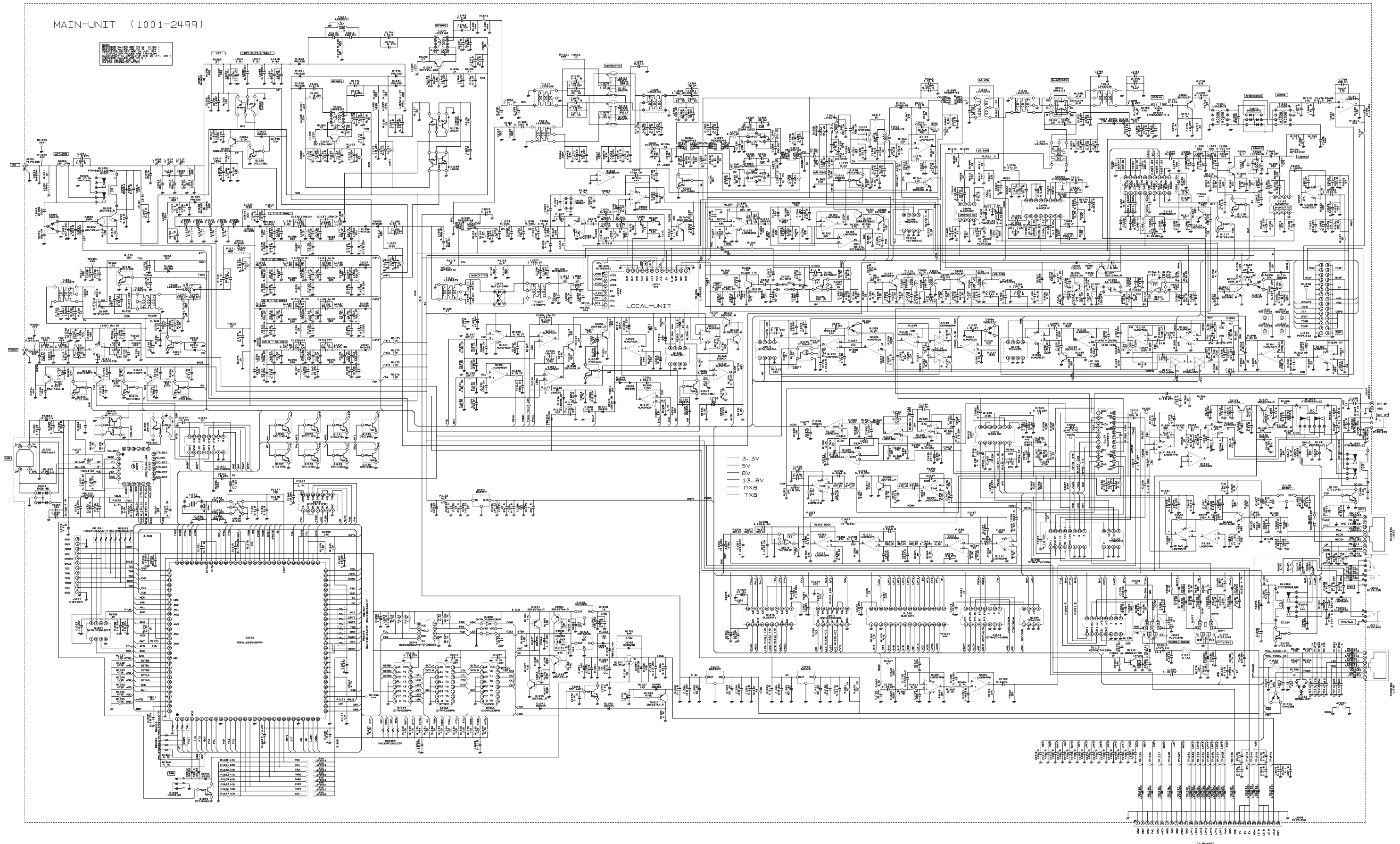




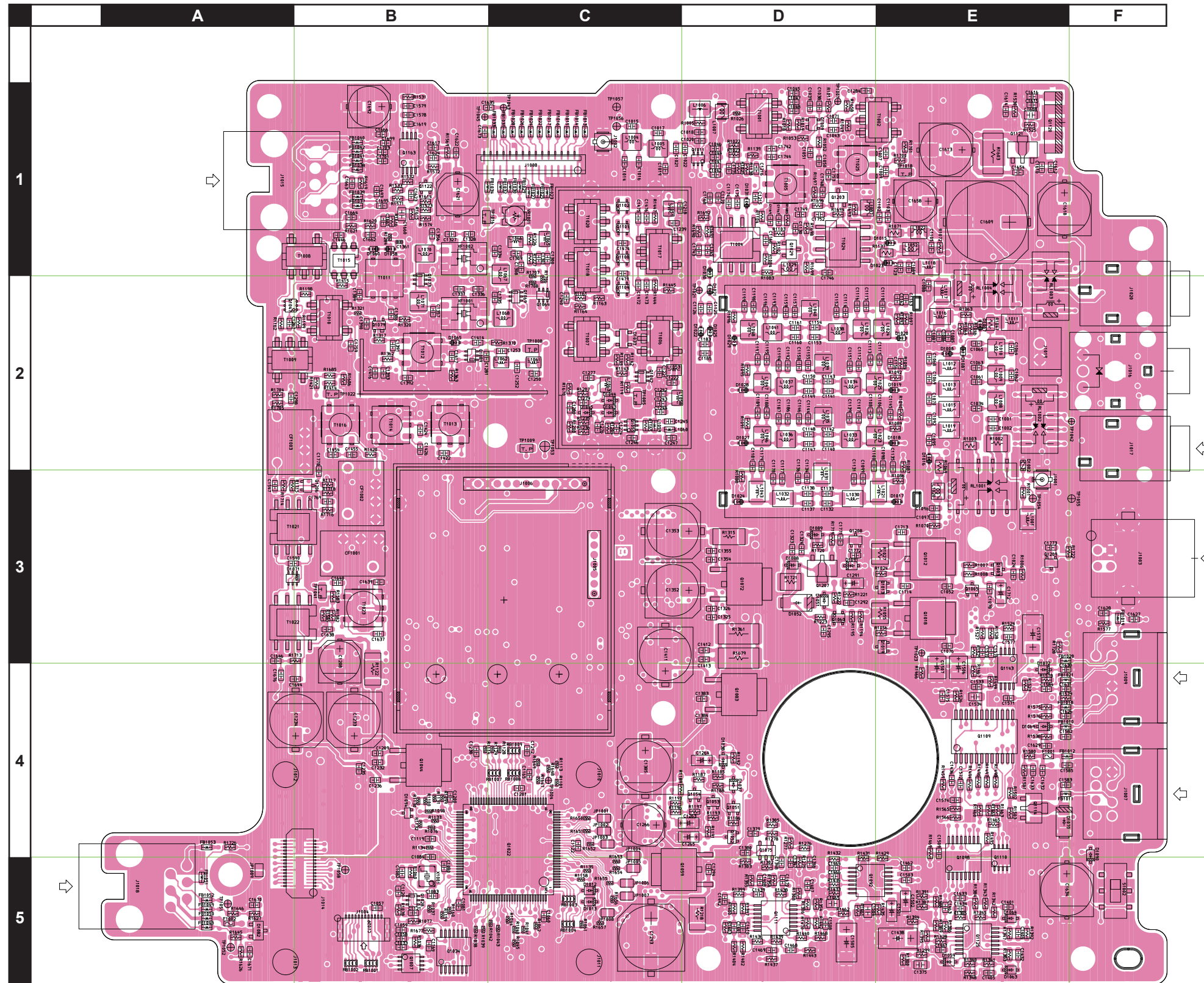


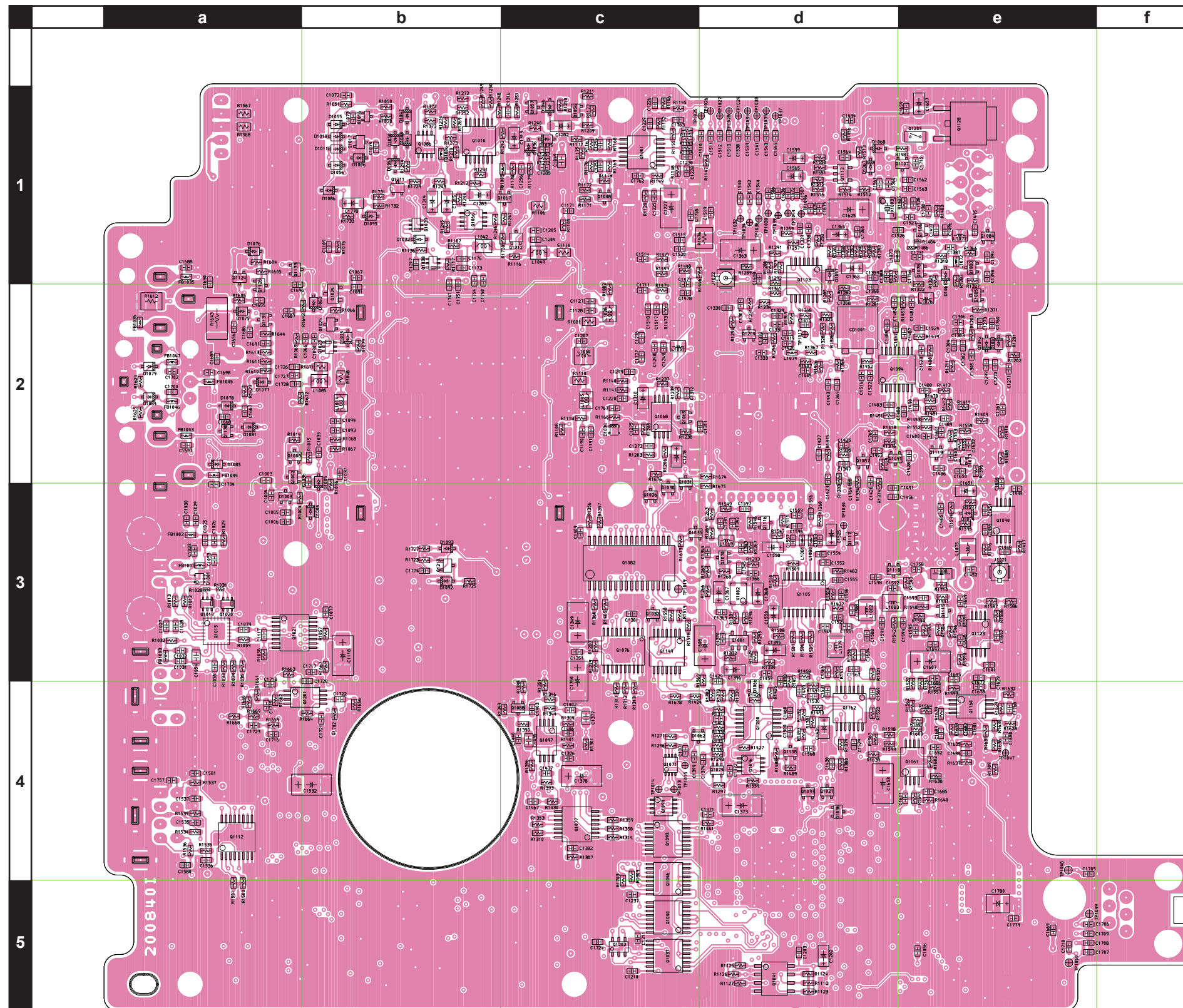


MAIN Unit (Lot. 11 -) Circuit Diagram



MAIN Unit (Lot. 11 -)
Parts Layout (side A)





MAIN Unit Parts List

REF	DESCRIPTION	VALUE	V/W	TOL.	MFR'S DESIG	YAESU P/N	VERS.	LOT	SIDE	LAY ADR
PCB with Components (with DSP ASSY and LOCAL-UNIT)						CS2461702	USA	1-10		
						CS2461703	EU	1-10		
						CS2461706	USA	11-		
						CS2461707	EU	11-		
C 1001	CHIP CAP.	1uF	25V	B	GRM188B31E105KA75D	K22144815		1-	A	E2
C 1002	CHIP CAP.	0.01uF	50V	B	GRM188B11H103KA01D	K22174823		1-	A	E2
C 1003	CHIP CAP.	2pF	250V	C0G	GQM1875C2E2R0CB12D	K22244208		1-	B	a2
C 1004	CHIP CAP.	22pF	50V	CH	GRM1882C1H220JA01D	K22174219		1-	B	a3
C 1005	CHIP CAP.	0.047uF	25V	B	GRM188B11E473KA01D	K22144811		1-	B	a3
C 1006	CHIP CAP.	0.001uF	50V	B	GRM188B11H102KA01D	K22174821		1-	B	a3
C 1007	CHIP CAP.	120pF	50V	CH	GRM1882C1H121JA01D	K22174237		1-	A	E1
C 1009	CHIP CAP.	120pF	50V	CH	GRM1882C1H121JA01D	K22174237		1-	A	E1
C 1014	CHIP CAP.	33pF	50V	CH	GRM1882C1H330JA01D	K22174223		1-	A	C1
C 1016	CHIP CAP.	68pF	50V	CH	GRM1882C1H680JA01D	K22174231		1-	A	C1
C 1018	CHIP CAP.	0.1uF	25V	B	GRM188B11E104KA01D	K22144814		1-	A	D1
C 1019	CHIP CAP.	33pF	50V	CH	GRM1882C1H330JA01D	K22174223		1-	A	C1
C 1020	CHIP CAP.	0.0047uF	50V	B	GRM188B11H472KA01D	K22174817		1-	A	D1
C 1021	CHIP CAP.	1uF	25V	B	GRM188B31E105KA75D	K22144815		1-	A	C1
C 1022	CHIP CAP.	0.01uF	50V	B	GRM188B11H103KA01D	K22174823		1-	A	D1
C 1023	CHIP CAP.	0.001uF	50V	B	GRM188B11H102KA01D	K22174821		1-	B	a3
C 1025	CHIP CAP.	0.1uF	25V	B	GRM188B11E104KA01D	K22144814		1-	B	a3
C 1026	CHIP CAP.	0.001uF	50V	B	GRM188B11H102KA01D	K22174821		1-	B	a3
C 1027	CHIP CAP.	4.7uF	6.3V	B	JMK107BJ475MA-T	K22084803		1-	B	a3
C 1028	CHIP CAP.	0.1uF	25V	B	GRM188B11E104KA01D	K22144814		1-	B	a3
C 1031	CHIP CAP.	0.1uF	25V	B	GRM188B11E104KA01D	K22144814		1-	B	a3
C 1032	CHIP CAP.	0.001uF	50V	B	GRM188B11H102KA01D	K22174821		1-	B	a3
C 1033	CHIP CAP.	0.1uF	25V	B	GRM188B11E104KA01D	K22144814		1-	A	B5
C 1034	CHIP CAP.	39pF	50V	CH	GRM1882C1H390JA01D	K22174225		1-	A	E2
C 1035	CHIP CAP.	0.01uF	50V	B	GRM188B11H103KA01D	K22174823		1-	B	b2
C 1036	CHIP CAP.	0.01uF	50V	B	GRM188B11H103KA01D	K22174823		1-	B	b3
C 1037	CHIP CAP.	0.01uF	50V	B	GRM188B11H103KA01D	K22174823		1-	B	b2
C 1038	CHIP CAP.	0.1uF	25V	B	GRM188B11E104KA01D	K22144814		1-	A	D1
C 1039	CHIP CAP.	0.01uF	50V	B	GRM188B11H103KA01D	K22174823		1-	A	D1
C 1041	CHIP CAP.	0.01uF	50V	B	GRM188B11H103KA01D	K22174823		1-	A	D1
C 1042	CHIP CAP.	1uF	25V	B	GRM188B31E105KA75D	K22144815		1-	A	D1
C 1044	CHIP CAP.	0.0047uF	50V	B	GRM188B11H472KA01D	K22174817		1-	A	D1
C 1045	CHIP CAP.	1uF	10V	B	GRM188B11A105KA61D	K22104808		1-	A	D1
C 1046	CHIP CAP.	0.01uF	50V	B	GRM188B11H103KA01D	K22174823		1-	A	D1
C 1047	CHIP CAP.	0.1uF	25V	B	GRM188B11E104KA01D	K22144814		1-	A	D1
C 1048	CHIP CAP.	0.0047uF	50V	B	GRM188B11H472KA01D	K22174817		1-	A	D1
C 1049	CHIP CAP.	10uF	25V	B	CM21X5R106K25AT	K22148837		1-	B	c1
C 1050	CHIP CAP.	0.001uF	50V	B	GRM188B11H102KA01D	K22174821		1-	A	D1
C 1051	CHIP CAP.	0.01uF	50V	B	GRM188B11H103KA01D	K22174823		1-	A	D1
C 1052	CHIP CAP.	0.022uF	50V	B	GRM188B11H223KA01D	K22174839		1-	A	E3
C 1053	CHIP CAP.	0.1uF	25V	B	GRM188B11E104KA01D	K22144814		1-10	B	a3
C 1054	CHIP CAP.	1uF	16V	B	GRM21BB11C105KA01L	K22120809		1-	B	a3
C 1055	CHIP CAP.	0.1uF	25V	B	GRM188B11E104KA01D	K22144814		1-	B	a3
C 1056	CHIP CAP.	0.1uF	25V	B	GRM188B11E104KA01D	K22144814		1-	B	e5
C 1057	CHIP CAP.	10uF	25V	B	GRM188R61E106MA73D	K22144818		1-	A	B5
C 1057	CHIP CAP.	10uF	10V	B	GRM188B31A106ME69D	K22104810		13-	A	B5
C 1058	CHIP CAP.	0.1uF	25V	B	GRM188B11E104KA01D	K22144814		1-	A	B5
C 1059	CHIP CAP.	10uF	25V	B	GRM188R61E106MA73D	K22144818		1-	A	B5
C 1059	CHIP CAP.	10uF	10V	B	GRM188B31A106ME69D	K22104810		13-	A	B5
C 1060	CHIP CAP.	0.1uF	25V	B	GRM188B11E104KA01D	K22144814		1-	A	C5
C 1061	CHIP CAP.	82pF	50V	CH	GRM1882C1H820JA01D	K22174233		1-	A	E2
C 1063	CHIP CAP.	82pF	50V	CH	GRM1882C1H820JA01D	K22174233		1-	A	E2
C 1065	CHIP CAP.	27pF	50V	CH	GRM1882C1H270JA01D	K22174221		1-	A	E2
C 1066	CHIP CAP.	0.1uF	25V	B	GRM188B11E104KA01D	K22144814		1-	B	b2
C 1067	CHIP CAP.	0.1uF	25V	B	GRM188B11E104KA01D	K22144814		1-	B	b1
C 1068	CHIP CAP.	0.0027uF	50V	CH	GRM1882C1H272JA01D	K22174280		1-	A	E2
C 1069	CHIP CAP.	0.0012uF	50V	CH	GRM1882C1H122JA01D	K22174276		1-	A	E2
C 1070	CHIP CAP.	0.0012uF	50V	CH	GRM1882C1H122JA01D	K22174276		1-	A	E2
C 1071	CHIP CAP.	0.01uF	50V	B	GRM188B11H103KA01D	K22174823		1-	A	D1
C 1071	CHIP CAP.	0.001uF	50V	CH	GRM1882C1H102JA01D	K22174275		11-	A	D1
C 1072	CHIP CAP.	0.0047uF	50V	B	GRM188B11H472KA01D	K22174817		1-	B	b1
C 1073	CHIP CAP.	0.01uF	50V	B	GRM188B11H103KA01D	K22174823		1-	B	b1
C 1076	CHIP CAP.	0.022uF	50V	B	GRM188B11H223KA01D	K22174839		1-	A	E3
C 1077	CHIP CAP.	1uF	25V	B	GRM188B31E105KA75D	K22144815		1-	B	b3
C 1078	CHIP CAP.	0.01uF	50V	B	GRM188B11H103JA01D	K22174824		1-	A	E3
C 1079	CHIP CAP.	4.7uF	6.3V	B	JMK107BJ475MA-T	K22084803		1-	B	a3
C 1080	CHIP CAP.	10pF	50V	CH	GRM1882C1H100JA01D	K22174211		1-	A	B5
C 1081	CHIP CAP.	0.01uF	50V	B	GRM188B11H103KA01D	K22174823		1-	A	B5
C 1082	CHIP CAP.	10pF	50V	CH	GRM1882C1H100JA01D	K22174211		1-	A	B5
C 1083	CHIP CAP.	10pF	50V	CH	GRM1882C1H100JA01D	K22174211		1-	A	B5
C 1084	CHIP CAP.	10pF	50V	CH	GRM1882C1H100JA01D	K22174211		1-	A	B5

MAIN Unit Parts List

REF	DESCRIPTION	VALUE	V/W	TOL.	MFR'S DESIG	YAESU P/N	VERS.	LOT	SIDE	LAY ADR
C 1085	CHIP CAP.	180pF	50V	CH	GRM1882C1H181JA01D	K22174241		1-	A	E2
C 1086	CHIP CAP.	0.0018uF	50V	CH	GRM1882C1H182JA01D	K22174278		1-	A	E2
C 1087	CHIP CAP.	0.0039uF	50V	CH	GRM1882C1H392JA01D	K22174282		1-	A	E2
C 1088	CHIP CAP.	0.0039uF	50V	CH	GRM1882C1H392JA01D	K22174282		1-	A	E2
C 1089	CHIP CAP.	0.0018uF	50V	CH	GRM1882C1H182JA01D	K22174278		1-	A	E1
C 1090	CHIP CAP.	1uF	25V	B	GRM188B31E105KA75D	K22144815		1-	B	b2
C 1091	CHIP CAP.	0.01uF	50V	B	GRM188B11H103KA01D	K22174823		1-	B	b2
C 1092	CHIP CAP.	0.0012uF	50V	CH	GRM1882C1H122JA01D	K22174276		1-	A	E2
C 1093	CHIP CAP.	0.1uF	25V	B	GRM188B11E104KA01D	K22144814		1-	B	b2
C 1094	CHIP CAP.	0.01uF	50V	B	GRM188B11H103KA01D	K22174823		1-	B	b2
C 1095	CHIP CAP.	0.0027uF	50V	CH	GRM1882C1H272JA01D	K22174280		1-	A	E2
C 1096	CHIP CAP.	0.01uF	50V	B	GRM188B11H103KA01D	K22174823		1-	A	E3
C 1097	CHIP CAP.	1uF	25V	B	GRM188B31E105KA75D	K22144815		1-	A	E2
C 1098	CHIP CAP.	0.1uF	25V	B	GRM188B11E104KA01D	K22144814		1-	A	E3
C 1099	CHIP CAP.	180pF	50V	CH	GRM1882C1H181JA01D	K22174241		1-	A	D3
C 1100	CHIP CAP.	0.01uF	50V	B	GRM188B11H103KA01D	K22174823		1-	A	D2
C 1102	CHIP CAP.	0.01uF	50V	B	GRM188B11H103KA01D	K22174823		1-	A	E1
C 1103	CHIP CAP.	1uF	25V	B	GRM188B31E105KA75D	K22144815		1-	A	E1
C 1105	CHIP CAP.	0.1uF	25V	B	GRM188B11E104KA01D	K22144814		1-	A	E1
C 1106	CHIP CAP.	0.1uF	25V	B	GRM188B11E104KA01D	K22144814		1-	A	E2
C 1107	CHIP CAP.	150pF	50V	CH	GRM1882C1H151JA01D	K22174239		1-	A	D2
C 1108	CHIP CAP.	0.01uF	50V	B	GRM188B11H103KA01D	K22174823		1-	A	D2
C 1109	CHIP CAP.	0.01uF	50V	B	GRM188B11H103KA01D	K22174823		1-	B	b1
C 1110	CHIP CAP.	82pF	50V	CH	GRM1882C1H820JA01D	K22174233		4-6	A	E2
C 1111	CHIP CAP.	0.1uF	25V	B	GRM188B11E104KA01D	K22144814		1-	A	E2
C 1112	CHIP CAP.	120pF	50V	CH	GRM1882C1H121JA01D	K22174237		1-	A	D2
C 1113	CHIP CAP.	0.01uF	50V	B	GRM188B11H103KA01D	K22174823		1-	A	D2
C 1114	CHIP CAP.	120pF	50V	CH	GRM1882C1H121JA01D	K22174237		1-	A	D2
C 1115	CHIP CAP.	0.1uF	25V	B	GRM188B11E104KA01D	K22144814		1-	A	D2
C 1116	CHIP CAP.	0.01uF	50V	B	GRM188B11H103KA01D	K22174823		1-	A	D2
C 1117	CHIP CAP.	1uF	25V	B	GRM188B31E105KA75D	K22144815		1-	B	a3
C 1118	CHIP TA. CAP.	47uF	16V		TAJ476M016RNJ	K78120125		1-	B	b3
C 1119	CHIP CAP.	0.1uF	25V	B	GRM188B11E104KA01D	K22144814		1-	A	B4
C 1120	CHIP CAP.	0.01uF	50V	B	GRM188B11H103KA01D	K22174823		1-	A	B5
C 1121	CHIP CAP.	0.01uF	50V	B	GRM188B11H103KA01D	K22174823		1-	A	B5
C 1122	CHIP CAP.	0.1uF	25V	B	GRM188B11E104KA01D	K22144814		1-	A	C4
C 1123	CHIP CAP.	180pF	50V	CH	GRM1882C1H181JA01D	K22174241		1-	A	E1
C 1125	CHIP CAP.	1uF	25V	B	GRM188B31E105KA75D	K22144815		1-	A	D2
C 1126	CHIP CAP.	0.01uF	50V	B	GRM188B11H103KA01D	K22174823		1-	A	D2
C 1127	CHIP CAP.	0.01uF	50V	B	GRM188B11H103KA01D	K22174823		1-	B	c2
C 1128	CHIP CAP.	0.1uF	25V	B	GRM188B11E104KA01D	K22144814		1-	B	c1
C 1130	CHIP CAP.	0.001uF	50V	B	GRM188B11H102KA01D	K22174821		1-	A	D2
C 1131	CHIP CAP.	18pF	50V	CH	GRM1882C1H180JA01D	K22174217		1-	A	D3
C 1132	CHIP CAP.	150pF	50V	CH	GRM1882C1H151JA01D	K22174239		1-	A	D3
C 1133	CHIP CAP.	0.0015uF	50V	CH	GRM1882C1H152JA01D	K22174277		1-	A	D3
C 1134	CHIP CAP.	560pF	50V	CH	GRM1882C1H561JA01D	K22174273		1-	A	D3
C 1135	CHIP CAP.	0.1uF	25V	B	GRM188B11E104KA01D	K22144814		1-	A	E2
C 1136	CHIP CAP.	33pF	50V	CH	GRM1882C1H330JA01D	K22174223		1-	A	D3
C 1137	CHIP CAP.	150pF	50V	CH	GRM1882C1H151JA01D	K22174239		1-	A	D3
C 1138	CHIP CAP.	0.0015uF	50V	CH	GRM1882C1H152JA01D	K22174277		1-	A	D3
C 1140	CHIP CAP.	4pF	50V	CH	GRM1882C1H4R0CA01D	K22174205		1-	A	D2
C 1141	CHIP CAP.	2pF	50V	CK	GRM1884C1H2R0CA01D	K22174203		1-	A	D2
C 1142	CHIP CAP.	120pF	50V	CH	GRM1882C1H121JA01D	K22174237		1-	A	D2
C 1143	CHIP CAP.	39pF	50V	CH	GRM1882C1H390JA01D	K22174225		1-	A	D2
C 1144	CHIP CAP.	390pF	50V	CH	GRM1882C1H391JA01D	K22174255		1-	A	D2
C 1145	CHIP CAP.	0.1uF	25V	B	GRM188B11E104KA01D	K22144814		1-	A	E2
C 1146	CHIP CAP.	68pF	50V	CH	GRM1882C1H680JA01D	K22174231		1-	A	D2
C 1147	CHIP CAP.	4pF	50V	CH	GRM1882C1H4R0CA01D	K22174205		1-	A	D2
C 1148	CHIP CAP.	120pF	50V	CH	GRM1882C1H121JA01D	K22174237		1-	A	D2
C 1149	CHIP CAP.	2pF	50V	CK	GRM1884C1H2R0CA01D	K22174203		1-	A	D2
C 1150	CHIP CAP.	39pF	50V	CH	GRM1882C1H390JA01D	K22174225		1-	A	D2
C 1151	CHIP CAP.	4pF	50V	CH	GRM1882C1H4R0CA01D	K22174205		1-	A	D2
C 1154	CHIP CAP.	22pF	50V	CH	GRM1882C1H220JA01D	K22174219		1-	A	D2
C 1155	CHIP CAP.	390pF	50V	CH	GRM1882C1H391JA01D	K22174255		1-	A	D2
C 1156	CHIP CAP.	0.1uF	25V	B	GRM188B11E104KA01D	K22144814		1-	A	E2
C 1157	CHIP CAP.	150pF	50V	CH	GRM1882C1H151JA01D	K22174239		1-	A	D2
C 1158	CHIP CAP.	18pF	50V	CH	GRM1882C1H180JA01D	K22174217		1-	A	D2
C 1159	CHIP CAP.	100pF	50V	CH	GRM1882C1H101JA01D	K22174235		1-	A	D2
C 1161	CHIP CAP.	22pF	50V	CH	GRM1882C1H220JA01D	K22174219		1-	A	D2
C 1162	CHIP CAP.	0.001uF	50V	B	GRM188B11H102KA01D	K22174821		1-	A	E2
C 1163	CHIP CAP.	0.1uF	25V	B	GRM188B11E104KA01D	K22144814		1-	A	E2
C 1164	CHIP CAP.	0.1uF	25V	B	GRM188B11E104KA01D	K22144814		1-	A	B5
C 1165	CHIP CAP.	0.1uF	25V	B	GRM188B11E104KA01D	K22144814		1-	A	C4
C 1166	CHIP CAP.	9pF	50V	CH	GRM1882C1H9R0DA01D	K22174210		1-	A	D1
C 1167	CHIP CAP.	0.1uF	25V	B	GRM188B11E104KA01D	K22144814		1-	A	D1

MAIN Unit Parts List

REF	DESCRIPTION	VALUE	V/W	TOL.	MFR'S DESIG	YAESU P/N	VERS.	LOT	SIDE	LAY ADR
C 1168	CHIP CAP.	0.001uF	50V	B	GRM188B11H102KA01D	K22174821		1-	A	D1
C 1169	CHIP CAP.	0.1uF	25V	B	GRM188B11E104KA01D	K22144814		1-	A	D1
C 1170	CHIP CAP.	0.1uF	25V	B	GRM188B11E104KA01D	K22144814		1-	A	D1
C 1171	CHIP CAP.	0.01uF	50V	B	GRM188B11H103KA01D	K22174823		1-	B	c1
C 1173	CHIP CAP.	0.1uF	25V	B	GRM188B11E104KA01D	K22144814		1-	B	b1
C 1174	CHIP CAP.	0.01uF	50V	B	GRM188B11H103KA01D	K22174823		1-	A	D1
C 1175	CHIP CAP.	1uF	25V	B	GRM188B31E105KA75D	K22144815		1-	A	D1
C 1176	CHIP CAP.	0.01uF	50V	B	GRM188B11H103KA01D	K22174823		1-	B	b1
C 1177	CHIP CAP.	18pF	50V	CH	GRM1882C1H180JA01D	K22174217		1-	A	D3
C 1178	CHIP CAP.	180pF	50V	CH	GRM1882C1H181JA01D	K22174241		1-	A	D3
C 1179	CHIP CAP.	0.01uF	50V	B	GRM188B11H103KA01D	K22174823		1-	A	D2
C 1181	CHIP CAP.	0.1uF	25V	B	GRM188B11E104KA01D	K22144814		1-	A	D2
C 1183	CHIP CAP.	0.01uF	50V	B	GRM188B11H103KA01D	K22174823		1-	A	D2
C 1185	CHIP CAP.	1uF	25V	B	GRM188B31E105KA75D	K22144815		1-	A	D2
C 1187	CHIP CAP.	150pF	50V	CH	GRM1882C1H151JA01D	K22174239		1-	A	D2
C 1188	CHIP CAP.	0.01uF	50V	B	GRM188B11H103KA01D	K22174823		1-	A	D2
C 1189	CHIP CAP.	0.1uF	25V	B	GRM188B11E104KA01D	K22144814		1-	A	D2
C 1190	CHIP CAP.	0.01uF	50V	B	GRM188B11H103KA01D	K22174823		1-	B	c2
C 1191	CHIP CAP.	0.1uF	25V	B	GRM188B11E104KA01D	K22144814		1-	B	c2
C 1192	CHIP CAP.	4pF	50V	CH	GRM1882C1H4R0CA01D	K22174205		1-	A	D2
C 1194	CHIP CAP.	120pF	50V	CH	GRM1882C1H121JA01D	K22174237		1-	A	D2
C 1195	CHIP CAP.	0.01uF	50V	B	GRM188B11H103KA01D	K22174823		1-	A	D2
C 1196	CHIP CAP.	120pF	50V	CH	GRM1882C1H121JA01D	K22174237		1-	A	D2
C 1197	CHIP CAP.	0.1uF	25V	B	GRM188B11E104KA01D	K22144814		1-	A	D2
C 1198	CHIP CAP.	0.01uF	50V	B	GRM188B11H103KA01D	K22174823		1-	A	D2
C 1199	CHIP CAP.	0.1uF	25V	B	GRM188B11E104KA01D	K22144814		1-	A	D2
C 1200	CHIP CAP.	0.1uF	25V	B	GRM188B11E104KA01D	K22144814		1-	A	B4
C 1201	CHIP CAP.	0.1uF	25V	B	GRM188B11E104KA01D	K22144814		1-	A	C4
C 1202	CHIP TA.CAP.	1uF	35V		TMCMA1V105MTRF	K78160032		1-	B	d5
C 1202	CHIP TA.CAP.	1uF	35V		F931V105MAA	K78160092		15-	B	d5
C 1203	CHIP CAP.	0.01uF	50V	B	GRM188B11H103KA01D	K22174823		1-	B	d5
C 1204	CHIP CAP.	0.01uF	50V	B	GRM188B11H103KA01D	K22174823		1-	B	c1
C 1205	CHIP CAP.	0.1uF	25V	B	GRM188B11E104KA01D	K22144814		1-	B	c1
C 1207	CHIP CAP.	82pF	50V	CH	GRM1882C1H820JA01D	K22174233		7-	B	c2
C 1208	AL.ELECTRO.CAP.	100uF	16V		EEE1CA101WP	K48120012		1-	A	B4
C 1209	CHIP CAP.	0.01uF	50V	B	GRM188B11H103KA01D	K22174823		1-	A	B4
C 1210	CHIP CAP.	0.1uF	25V	B	GRM188B11E104KA01D	K22144814		1-	B	c5
C 1211	CHIP CAP.	0.1uF	25V	B	GRM188B11E104KA01D	K22144814		1-	B	c5
C 1212	CHIP CAP.	0.1uF	25V	B	GRM188B11E104KA01D	K22144814		1-	A	C4
C 1215	CHIP CAP.	120pF	50V	CH	GRM1882C1H121JA01D	K22174237		1-	A	D1
C 1216	CHIP CAP.	120pF	50V	CH	GRM1882C1H121JA01D	K22174237		1-	A	D1
C 1217	CHIP CAP.	0.01uF	50V	B	GRM188B11H103KA01D	K22174823		1-	B	b1
C 1218	CHIP CAP.	27pF	50V	CH	GRM1882C1H270JA01D	K22174221		1-	A	C1
C 1219	CHIP CAP.	0.01uF	50V	B	GRM188B11H103KA01D	K22174823		1-	B	c2
C 1220	CHIP CAP.	0.01uF	50V	B	GRM188B11H103KA01D	K22174823		1-	B	c2
C 1221	CHIP CAP.	15pF	50V	CH	GRM1882C1H150JA01D	K22174215		1-	A	C2
C 1222	CHIP CAP.	15pF	50V	CH	GRM1882C1H150JA01D	K22174215		1-	A	C2
C 1225	CHIP CAP.	0.01uF	50V	B	GRM188B11H103KA01D	K22174823		1-	B	c1
C 1226	CHIP CAP.	100pF	50V	CH	GRM1882C1H101JA01D	K22174235		1-	B	c1
C 1227	CHIP TA.CAP.	47uF	16V		TMCMC1C476MTRF	K78120057		1-	B	c1
C 1227	CHIP TA.CAP.	47uF	16V		TAJCA476M016RNJ	K78120125		13-	B	c1
C 1228	CHIP CAP.	100pF	50V	CH	GRM1882C1H101JA01D	K22174235		1-	B	c1
C 1229	CHIP CAP.	100pF	50V	CH	GRM1882C1H101JA01D	K22174235		1-	B	c1
C 1230	CHIP CAP.	100pF	50V	CH	GRM1882C1H101JA01D	K22174235		1-	B	c1
C 1231	CHIP CAP.	10uF	25V	B	GRM188R61E106MA73D	K22144818		1-10		
C 1232	CHIP CAP.	10uF	25V	B	GRM188R61E106MA73D	K22144818		1-	A	B4
C 1233	AL.ELECTRO.CAP.	82uF	16V		APXA160ARA820MH70G	K48120022		1-12	A	B4
C 1234	AL.ELECTRO.CAP.	82uF	16V		APXA160ARA820MH70G	K48120022		1-	A	B4
C 1234	AL.ELECTRO.CAP.	220uF	16V		RV-16V221MG10-R	K48120015		13-	A	B4
C 1235	CHIP CAP.	10uF	25V	B	GRM188R61E106MA73D	K22144818		1-	A	B4
C 1235	CHIP CAP.	10uF	10V	B	GRM188B31A106ME69D	K22104810		13-	A	B4
C 1236	CHIP CAP.	0.01uF	50V	B	GRM188B11H103KA01D	K22174823		1-	A	B4
C 1237	CHIP CAP.	0.1uF	25V	B	GRM188B11E104KA01D	K22144814		1-	B	c5
C 1238	CHIP CAP.	0.01uF	50V	B	GRM188B11H103KA01D	K22174823		1-	A	B4
C 1239	CHIP CAP.	56pF	50V	CH	GRM1882C1H560JA01D	K22174229		1-	A	C1
C 1240	CHIP CAP.	0.0047uF	50V	B	GRM188B11H472KA01D	K22174817		1-	A	C2
C 1242	CHIP CAP.	15pF	50V	CH	GRM1882C1H150JA01D	K22174215		1-	A	C2
C 1243	CHIP CAP.	10pF	50V	CH	GRM1882C1H100JA01D	K22174211		1-	A	C2
C 1244	CHIP CAP.	0.01uF	50V	B	GRM188B11H103KA01D	K22174823		1-	A	C2
C 1245	CHIP CAP.	10pF	50V	CH	GRM1882C1H100JA01D	K22174211		1-	A	C2
C 1246	CHIP CAP.	0.01uF	50V	B	GRM188B11H103KA01D	K22174823		1-	A	C2
C 1247	CHIP CAP.	0.001uF	50V	CH	GRM1882C1H102JA01D	K22174275		1-	A	C2
C 1249	CHIP CAP.	5pF	50V	CH	GRM1882C1H5R0CA01D	K22174206		1-	B	c2
C 1250	CHIP CAP.	33pF	50V	CH	GRM1882C1H330JA01D	K22174223		1-	A	C2
C 1252	CHIP CAP.	68pF	50V	CH	GRM1882C1H680JA01D	K22174231		1-	A	C2

MAIN Unit Parts List

REF	DESCRIPTION	VALUE	V/W	TOL.	MFR'S DESIG	YAESU P/N	VERS.	LOT	SIDE	LAY ADR
C 1253	CHIP CAP.	11pF	50V	CH	GRM1882C1H110JA01D	K22174212		1-	A	C2
C 1254	CHIP CAP.	10pF	50V	CH	GRM1882C1H100JA01D	K22174211		1-	B	c1
C 1255	CHIP CAP.	10pF	50V	CH	GRM1882C1H100RA01D	K22174248		1-	B	c1
C 1256	CHIP CAP.	0.01uF	50V	B	GRM188B11H103KA01D	K22174823		1-	B	c1
C 1257	CHIP CAP.	0.01uF	50V	B	GRM188B11H103KA01D	K22174823		1-	B	c1
C 1258	CHIP CAP.	0.1uF	25V	B	GRM188B11E104KA01D	K22144814		1-10		
C 1259	CHIP TA.CAP.	22uF	16V		TPSB226M016Y0600	K78120075		1-10		
C 1260	CHIP CAP.	0.1uF	25V	B	GRM188B11E104KA01D	K22144814		1-10		
C 1261	CHIP CAP.	0.1uF	25V	B	GRM188B11E104KA01D	K22144814		1-10		
C 1262	CHIP CAP.	0.1uF	25V	B	GRM188B11E104KA01D	K22144814		1-10		
C 1263	CHIP TA.CAP.	0.47uF	25V		TMCSA1E474MTRF	K78140009		1-	A	D4
C 1264	CHIP TA.CAP.	0.47uF	25V		TMCSA1E474MTRF	K78140009		1-	A	D4
C 1265	CHIP TA.CAP.	1uF	16V		TMCUA1C105MTRF	K78120024		1-	A	D4
C 1266	AL.ELECTRO.CAP.	220uF	10V		EEE1AA221XP	K48100007		1-	A	C4
C 1267	CHIP CAP.	0.001uF	50V	CH	GRM1882C1H102JA01D	K22174275		1-	A	A2
C 1269	CHIP CAP.	0.001uF	50V	B	GRM188B11H102KA01D	K22174821		1-	B	d2
C 1270	CHIP CAP.	0.01uF	50V	B	GRM188B11H103KA01D	K22174823		1-	B	e2
C 1271	CHIP CAP.	0.001uF	50V	B	GRM188B11H102KA01D	K22174821		1-	B	e2
C 1272	CHIP CAP.	470pF	50V	CH	GRM1882C1H471JA01D	K22174249		1-	B	c2
C 1273	CHIP CAP.	0.001uF	50V	B	GRM188B11H102KA01D	K22174821		1-	B	e2
C 1274	CHIP CAP.	0.01uF	50V	B	GRM188B11H103KA01D	K22174823		1-	A	C2
C 1275	CHIP CAP.	0.001uF	50V	B	GRM188B11H102KA01D	K22174821		1-	B	c2
C 1276	CHIP CAP.	0.001uF	50V	B	GRM188B11H102KA01D	K22174821		1-	A	C2
C 1277	CHIP CAP.	0.01uF	50V	B	GRM188B11H103KA01D	K22174823		1-	A	C2
C 1278	CHIP TA.CAP.	1uF	35V		TMCSA1V105MTRF	K78160032		1-	B	c2
C 1278	CHIP TA.CAP.	1uF	35V		F931V105MAA	K78160092		15-	B	c2
C 1279	CHIP CAP.	0.001uF	50V	B	GRM188B11H102KA01D	K22174821		1-	A	C2
C 1280	CHIP CAP.	0.01uF	50V	B	GRM188B11H103KA01D	K22174823		1-	A	C2
C 1281	CHIP CAP.	33pF	50V	CH	GRM1882C1H330JA01D	K22174223		1-	A	B2
C 1282	CHIP TA.CAP.	0.47uF	25V		TMCSA1E474MTRF	K78140009		1-	B	c1
C 1283	CHIP TA.CAP.	0.1uF	35V		TMCSA1V104MTRF	K78160025		1-	B	b1
C 1283	CHIP TA.CAP.	0.22uF	35V		TMCSA1V224MTRF	K78160027		6-	B	b1
C 1284	CHIP CAP.	0.01uF	50V	B	GRM188B11H103KA01D	K22174823		1-	A	D1
C 1285	CHIP CAP.	10uF	25V	B	GRM188R61E106MA73D	K22144818		1-	B	c1
C 1285	CHIP CAP.	10uF	10V	B	GRM188B31A106ME69D	K22104810		13-	B	c1
C 1286	CHIP CAP.	22pF	50V	CH	GRM1882C1H220JA01D	K22174219		1-10		
C 1287	CHIP TA.CAP.	22uF	16V		TPSB226M016Y0600	K78120075		1-10		
C 1288	CHIP TA.CAP.	22uF	16V		TPSB226M016Y0600	K78120075		1-10		
C 1289	CHIP TA.CAP.	22uF	16V		TPSB226M016Y0600	K78120075		1-10		
C 1290	CHIP TA.CAP.	22uF	16V		TPSB226M016Y0600	K78120075		1-10		
C 1291	CHIP TA.CAP.	1uF	25V		TMCMA1E105MTRF	K78140013		1-	A	D3
C 1292	CHIP CAP.	0.01uF	50V	B	GRM188B11H103KA01D	K22174823		1-	A	D3
C 1293	AL.ELECTRO.CAP.	470uF	25V		EMVE250ADA471MJA0G	K48140026		1-	A	C5
C 1294	CHIP CAP.	0.01uF	50V	B	GRM188B11H103KA01D	K22174823		1-	A	D5
C 1295	CHIP CAP.	0.01uF	50V	B	GRM188B11H103KA01D	K22174823		1-	A	D3
C 1298	CHIP CAP.	1uF	25V	B	GRM188B31E105KA75D	K22144815		1-	A	A2
C 1299	CHIP CAP.	0.1uF	25V	B	GRM188B11E104KA01D	K22144814		1-	B	e2
C 1300	CHIP CAP.	5pF	50V	CH	GRM1882C1H5R0CA01D	K22174206		1-	A	C1
C 1301	CHIP CAP.	39pF	50V	CH	GRM1882C1H390JA01D	K22174225		1-	A	C1
C 1302	CHIP CAP.	0.01uF	50V	B	GRM188B11H103KA01D	K22174823		1-	B	e2
C 1303	CHIP CAP.	0.1uF	25V	B	GRM188B11E104KA01D	K22144814		1-	B	e2
C 1304	CHIP CAP.	0.001uF	50V	B	GRM188B11H102KA01D	K22174821		1-	B	e2
C 1305	CHIP CAP.	0.1uF	25V	B	GRM188B11E104KA01D	K22144814		1-	B	e2
C 1306	CHIP CAP.	0.01uF	50V	B	GRM188B11H103KA01D	K22174823		1-	B	e2
C 1307	CHIP CAP.	0.01uF	50V	B	GRM188B11H103KA01D	K22174823		1-	B	d2
C 1308	CHIP CAP.	39pF	50V	CH	GRM1882C1H390JA01D	K22174225		1-	A	C1
C 1309	CHIP CAP.	5pF	50V	CH	GRM1882C1H5R0CA01D	K22174206		1-	A	C1
C 1310	CHIP TA.CAP.	10uF	16V		TMCMA1C106MTRF	K78120077		1-	B	c2
C 1311	CHIP CAP.	0.1uF	25V	B	GRM188B11E104KA01D	K22144814		1-	B	d2
C 1312	CHIP CAP.	0.01uF	50V	B	GRM188B11H103KA01D	K22174823		1-	B	c2
C 1313	CHIP TA.CAP.	10uF	16V		TMCMA1C106MTRF	K78120077		1-	B	c1
C 1314	CHIP TA.CAP.	10uF	16V		TMCMA1C106MTRF	K78120077		1-	B	b1
C 1314	CHIP TA.CAP.	1uF	25V		TMCMA1E105MTRF	K78140013		11-	B	b1
C 1315	CHIP TA.CAP.	10uF	16V		TMCMA1C106MTRF	K78120077		1-	B	b1
C 1316	CHIP CAP.	0.001uF	50V	B	GRM188B11H102KA01D	K22174821		1-	B	c1
C 1317	CHIP CAP.	0.001uF	50V	B	GRM188B11H102KA01D	K22174821		1-10		
C 1318	CHIP CAP.	0.001uF	50V	B	GRM188B11H102KA01D	K22174821		1-10		
C 1319	CHIP CAP.	10uF	25V	B	GRM188R61E106MA73D	K22144818		1-10		
C 1320	CHIP CAP.	10uF	25V	B	GRM188R61E106MA73D	K22144818		1-10		
C 1321	CHIP CAP.	0.001uF	50V	B	GRM188B11H102KA01D	K22174821		1-10		
C 1322	CHIP CAP.	10uF	25V	B	GRM188R61E106MA73D	K22144818		1-10		
C 1323	CHIP CAP.	0.1uF	25V	B	GRM188B11E104KA01D	K22144814		1-	A	D3
C 1324	CHIP CAP.	0.001uF	50V	B	GRM188B11H102KA01D	K22174821		1-	A	D3
C 1325	CHIP CAP.	0.01uF	50V	B	GRM188B11H103KA01D	K22174823		1-	A	D3
C 1326	CHIP CAP.	10uF	25V	B	GRM188R61E106MA73D	K22144818		1-	A	D3

MAIN Unit Parts List

REF	DESCRIPTION	VALUE	V/W	TOL.	MFR'S DESIG	YAESU P/N	VERS.	LOT	SIDE	LAY ADR
C 1326	CHIP CAP.	10uF	10V	B	GRM188B31A106ME69D	K22104810		13-	A	D3
C 1327	CHIP CAP.	7pF	50V	CH	GRM1882C1H7R0CA01D	K22174245		1-	A	B1
C 1328	CHIP CAP.	3pF	50V	CJ	GRM1883C1H3R0CA01D	K22174204		1-	A	B1
C 1329	CHIP CAP.	0.001uF	50V	B	GRM188B11H102KA01D	K22174821		1-	B	d2
C 1330	CHIP CAP.	0.01uF	50V	B	GRM188B11H103KA01D	K22174823		1-	B	d2
C 1331	CHIP CAP.	0.01uF	50V	B	GRM188B11H103KA01D	K22174823		1-	B	d2
C 1332	CHIP CAP.	0.01uF	50V	B	GRM188B11H103KA01D	K22174823		1-	B	d2
C 1333	CHIP CAP.	0.01uF	50V	B	GRM188B11H103KA01D	K22174823		1-	B	d2
C 1334	CHIP CAP.	24pF	50V	CH	GRM1882C1H240JA01D	K22174220		1-	A	C1
C 1335	CHIP CAP.	8pF	50V	CH	GRM1882C1H8R0CA01D	K22174246		1-	A	C2
C 1336	CHIP CAP.	1pF	50V	CK	GRM1884C1H1R0BA01D	K22174267		1-	A	B2
C 1337	CHIP CAP.	1pF	50V	CK	GRM1884C1H1R0BA01D	K22174267		1-	A	B2
C 1338	CHIP CAP.	0.01uF	50V	B	GRM188B11H103KA01D	K22174823		1-	B	d1
C 1339	CHIP CAP.	0.1uF	25V	B	GRM188B11E104KA01D	K22144814		1-	B	d1
C 1340	CHIP CAP.	47pF	50V	CH	GRM1882C1H470JA01D	K22174227		1-	B	d1
C 1341	CHIP CAP.	100pF	50V	CH	GRM1882C1H101JA01D	K22174235		1-	B	d3
C 1342	CHIP CAP.	100pF	50V	CH	GRM1882C1H101JA01D	K22174235		1-	B	d3
C 1343	CHIP CAP.	0.001uF	50V	B	GRM188B11H102KA01D	K22174821		1-	B	d3
C 1344	CHIP CAP.	0.01uF	50V	B	GRM188B11H103KA01D	K22174823		1-	B	d3
C 1345	CHIP CAP.	4pF	50V	CH	GRM1882C1H4R0CA01D	K22174205		1-	B	d3
C 1346	CHIP CAP.	10uF	25V	B	GRM188R61E106MA73D	K22144818		1-	A	D5
C 1346	CHIP CAP.	10uF	10V	B	GRM188B31A106ME69D	K22104810		13-	A	D5
C 1347	CHIP CAP.	0.027uF	25V	B	GRM188B11E273KA01D	K22144810		1-	A	D5
C 1348	CHIP CAP.	0.068uF	16V	B	GRM188B11C683KA01D	K22124808		1-	A	D5
C 1349	CHIP TA.CAP.	47uF	16V		TAJCA476M016RNJ	K78120125		1-	B	c3
C 1350	CHIP TA.CAP.	47uF	16V		TAJCA476M016RNJ	K78120125		1-	B	c4
C 1351	CHIP CAP.	0.1uF	25V	B	GRM188B11E104KA01D	K22144814		1-	B	c3
C 1352	AL.ELECTRO.CAP.	82uF	16V		APXA160ARA820MH70G	K48120022		1-	A	C3
C 1352	AL.ELECTRO.CAP.	220uF	16V		RV-16V221MG10-R	K48120015		13-	A	C3
C 1353	AL.ELECTRO.CAP.	82uF	16V		APXA160ARA820MH70G	K48120022		1-12	A	C3
C 1354	CHIP CAP.	10uF	25V	B	GRM188R61E106MA73D	K22144818		1-	A	D3
C 1355	CHIP CAP.	0.01uF	50V	B	GRM188B11H103KA01D	K22174823		1-	A	D3
C 1356	CHIP CAP.	24pF	50V	CH	GRM1882C1H240JA01D	K22174220		1-	A	B1
C 1357	CHIP CAP.	9pF	50V	CH	GRM1882C1H9R0CA01D	K22174247		1-	A	B2
C 1358	CHIP CAP.	0.01uF	50V	B	GRM188B11H103KA01D	K22174823		1-	B	d2
C 1359	CHIP CAP.	0.001uF	50V	B	GRM188B11H102KA01D	K22174821		1-	B	d1
C 1360	CHIP CAP.	0.01uF	50V	B	GRM188B11H103KA01D	K22174823		1-	B	d2
C 1361	CHIP CAP.	0.001uF	50V	B	GRM155B11H102KA01D	K22178809		1-	A	B1
C 1363	CHIP TA.CAP.	47uF	16V		TMCMA1C476MTRF	K78120057		1-	B	d1
C 1363	CHIP TA.CAP.	47uF	16V		TAJCA476M016RNJ	K78120125		13-	B	d1
C 1364	CHIP TA.CAP.	1uF	25V		TMCMA1E105MTRF	K78140013		1-	B	d1
C 1365	CHIP CAP.	0.01uF	50V	B	GRM188B11H103KA01D	K22174823		1-	B	d1
C 1366	CHIP CAP.	6pF	50V	CH	GRM1882C1H6R0DA01D	K22174207		1-	B	d3
C 1367	CHIP TA.CAP.	10uF	16V		TMCMA1C106MTRF	K78120077		1-	B	d3
C 1368	CHIP TA.CAP.	1uF	35V		TMCMA1V105MTRF	K78160032		1-	B	d3
C 1368	CHIP TA.CAP.	1uF	35V		F931V105MAA	K78160092		15-	B	d3
C 1369	CHIP CAP.	0.01uF	50V	B	GRM188B11H103KA01D	K22174823		1-	B	d3
C 1370	CHIP CAP.	0.1uF	25V	B	GRM188B11E104KA01D	K22144814		1-	B	d3
C 1371	CHIP CAP.	0.1uF	25V	B	GRM188B11E104KA01D	K22144814		1-	B	c4
C 1372	CHIP CAP.	0.1uF	25V	B	GRM188B11E104KA01D	K22144814		1-	B	d4
C 1373	CHIP TA.CAP.	47uF	16V		TAJCA476M016RNJ	K78120125		1-	B	d4
C 1374	CHIP CAP.	0.0033uF	50V	B	GRM188B11H332KA01D	K22174815		1-	B	d4
C 1375	CHIP CAP.	1uF	25V	B	GRM21BB31E105KA98L	K22140826		1-	A	E5
C 1376	CHIP CAP.	0.01uF	50V	B	GRM188B11H103KA01D	K22174823		1-	B	c4
C 1377	CHIP CAP.	1uF	25V	B	GRM21BB31E105KA98L	K22140826		1-	B	c4
C 1378	CHIP TA.CAP.	47uF	16V		TAJCA476M016RNJ	K78120125		1-	B	c4
C 1379	CHIP CAP.	0.0039uF	50V	CH	GRM1882C1H392JA01D	K22174282		1-	A	D4
C 1380	CHIP CAP.	0.01uF	50V	B	GRM188B11H103KA01D	K22174823		1-	A	D4
C 1381	CHIP CAP.	0.1uF	25V	B	GRM188B11E104KA01D	K22144814		1-	B	c3
C 1382	CHIP CAP.	0.1uF	25V	B	GRM188B11E104KA01D	K22144814		1-	B	c4
C 1383	CHIP CAP.	0.01uF	50V	B	GRM188B11H103KA01D	K22174823		1-	A	D4
C 1384	CHIP CAP.	10uF	25V	B	GRM188R61E106MA73D	K22144818		1-	A	D4
C 1384	CHIP CAP.	10uF	10V	B	GRM188B31A106ME69D	K22104810		13-	A	D4
C 1385	AL.ELECTRO.CAP.	82uF	16V		APXA160ARA820MH70G	K48120022		1-	A	C4
C 1385	AL.ELECTRO.CAP.	220uF	16V		RV-16V221MG10-R	K48120015		13-	A	C4
C 1386	CHIP CAP.	68pF	50V	CH	GRM1882C1H680JA01D	K22174231		1-	A	B2
C 1387	CHIP CAP.	10pF	50V	CH	GRM1882C1H100JA01D	K22174211		1-	B	e1
C 1388	CHIP CAP.	0.01uF	50V	B	GRM188B11H103KA01D	K22174823		1-	B	d1
C 1389	CHIP CAP.	18pF	50V	CH	GRM1882C1H180JA01D	K22174217		1-	A	B2
C 1390	CHIP CAP.	0.001uF	50V	B	GRM188B11H102KA01D	K22174821		1-	A	B2
C 1391	CHIP CAP.	15pF	50V	CH	GRM1882C1H150JA01D	K22174215		1-	A	B2
C 1392	CHIP CAP.	0.01uF	50V	B	GRM188B11H103KA01D	K22174823		1-	A	B2
C 1393	CHIP CAP.	0.01uF	50V	B	GRM188B11H103KA01D	K22174823		1-	A	B2
C 1394	CHIP CAP.	0.01uF	50V	B	GRM188B11H103KA01D	K22174823		1-	B	e1
C 1395	CHIP TA.CAP.	1uF	35V		TMCMA1V105MTRF	K78160032		1-	B	d3

MAIN Unit Parts List

REF	DESCRIPTION	VALUE	V/W	TOL.	MFR'S DESIG	YAESU P/N	VERS.	LOT	SIDE	LAY ADR
C 1395	CHIP TA.CAP.	1uF	35V		F931V105MAA	K78160092		15-	B	d3
C 1396	CHIP TA.CAP.	10uF	16V		TMCMA1C106MTRF	K78120077		1-	B	d3
C 1397	CHIP CAP.	10pF	50V	CH	GRM1882C1H100JA01D	K22174211		1-	B	d2
C 1398	CHIP CAP.	0.047uF	25V	B	GRM188B11E473KA01D	K22144811		1-	B	e1
C 1399	CHIP CAP.	1uF	16V	B	C1608JB1C105KT	K22124813		1-	B	c4
C 1400	CHIP CAP.	0.001uF	50V	B	GRM188B11H102KA01D	K22174821		1-	B	d4
C 1401	CHIP CAP.	0.1uF	25V	B	GRM188B11E104KA01D	K22144814		1-	A	E5
C 1402	CHIP CAP.	0.0068uF	50V	B	GRM188B11H682KA01D	K22174819		1-	B	c4
C 1403	CHIP CAP.	0.1uF	25V	B	GRM188B11E104KA01D	K22144814		1-	B	c4
C 1405	CHIP CAP.	0.1uF	25V	B	GRM188B11E104KA01D	K22144814		1-	A	E5
C 1406	CHIP CAP.	390pF	50V	CH	GRM1882C1H391JA01D	K22174255		1-	B	c4
C 1407	CHIP CAP.	10uF	25V	B	GRM188R61E106MA73D	K22144818		1-	A	D5
C 1407	CHIP CAP.	10uF	10V	B	GRM188B31A106ME69D	K22104810		13-	A	D5
C 1408	CHIP CAP.	0.1uF	25V	B	GRM188B11E104KA01D	K22144814		1-	A	D5
C 1409	CHIP CAP.	0.1uF	25V	B	GRM188B11E104KA01D	K22144814		1-	B	c3
C 1410	CHIP CAP.	390pF	50V	CH	GRM1882C1H391JA01D	K22174255		1-	A	D5
C 1411	AL. ELECTRO.CAP.	82uF	16V		APXA160ARA820MH70G	K48120022		1-12	A	C3
C 1412	CHIP CAP.	10uF	25V	B	GRM188R61E106MA73D	K22144818		1-	A	D3
C 1413	CHIP CAP.	0.01uF	50V	B	GRM188B11H103KA01D	K22174823		1-	A	D3
C 1414	CHIP CAP.	0.01uF	50V	B	GRM188B11H103KA01D	K22174823		1-	A	B2
C 1415	CHIP CAP.	470pF	50V	CH	GRM1882C1H471JA01D	K22174249		1-	B	d2
C 1416	CHIP CAP.	0.001uF	50V	B	GRM188B11H102KA01D	K22174821		1-	A	B2
C 1417	CHIP CAP.	0.01uF	50V	B	GRM188B11H103KA01D	K22174823		1-	A	B2
C 1418	CHIP CAP.	0.1uF	25V	B	GRM188B11E104KA01D	K22144814		1-	B	d1
C 1419	CHIP CAP.	0.1uF	25V	B	GRM188B11E104KA01D	K22144814		1-	B	d2
C 1420	CHIP CAP.	0.01uF	50V	B	GRM188B11H103KA01D	K22174823		1-	B	d2
C 1421	CHIP CAP.	0.01uF	50V	B	GRM188B11H103KA01D	K22174823		1-	B	d3
C 1422	CHIP CAP.	18pF	50V	CH	GRM1882C1H180JA01D	K22174217		1-	A	B2
C 1423	CHIP CAP.	0.01uF	50V	B	GRM188B11H103KA01D	K22174823		1-	B	d2
C 1424	CHIP CAP.	1pF	50V	CK	GRM1884C1H1R0BA01D	K22174267		1-	A	B2
C 1425	CHIP CAP.	0.01uF	50V	B	GRM188B11H103KA01D	K22174823		1-	B	d2
C 1426	CHIP CAP.	18pF	50V	CH	GRM1882C1H180JA01D	K22174217		1-	A	B2
C 1427	CHIP CAP.	0.01uF	50V	B	GRM188B11H103KA01D	K22174823		1-	B	d2
C 1428	CHIP CAP.	47pF	50V	CH	GRM1882C1H470JA01D	K22174227		1-	B	e2
C 1429	CHIP CAP.	0.01uF	50V	B	GRM188B11H103KA01D	K22174823		1-	B	d4
C 1430	CHIP CAP.	0.1uF	25V	B	GRM188B11E104KA01D	K22144814		1-	B	d4
C 1431	CHIP TA.CAP.	10uF	16V		TMCMA1C106MTRF	K78120077		1-	B	d4
C 1433	CHIP CAP.	0.1uF	25V	B	GRM188B11E104KA01D	K22144814		1-	A	E5
C 1434	CHIP CAP.	22pF	50V	CH	GRM1882C1H220JA01D	K22174219		1-	A	E5
C 1435	CHIP CAP.	1uF	25V	B	GRM21BB31E105KA98L	K22140826		1-	B	c4
C 1436	CHIP CAP.	0.1uF	25V	B	GRM188B11E104KA01D	K22144814		1-	A	E4
C 1437	CHIP CAP.	150pF	50V	CH	GRM1882C1H151JA01D	K22174239		1-	B	c4
C 1438	CHIP TA.CAP.	47uF	16V		TAJC476M016RNJ	K78120125		1-	A	E5
C 1439	CHIP CAP.	0.0068uF	50V	B	GRM188B11H682KA01D	K22174819		1-	A	D5
C 1440	CHIP CAP.	0.0027uF	50V	B	GRM188B11H272KA01D	K22174814		1-	B	c4
C 1441	CHIP CAP.	0.1uF	25V	B	GRM188B11E104KA01D	K22144814		1-	A	D5
C 1442	CHIP CAP.	0.0027uF	50V	B	GRM188B11H272KA01D	K22174814		1-	A	D5
C 1443	CHIP CAP.	0.01uF	50V	B	GRM188B11H103KA01D	K22174823		1-	B	d2
C 1444	CHIP CAP.	0.1uF	25V	B	GRM188B11E104KA01D	K22144814		1-	B	e3
C 1445	CHIP CAP.	0.01uF	50V	B	GRM188B11H103KA01D	K22174823		1-	B	d2
C 1446	CHIP CAP.	2pF	50V	CK	GRM1884C1H2R0CA01D	K22174203		1-	A	B1
C 1447	CHIP CAP.	0.0033uF	50V	B	GRM188B11H332KA01D	K22174815		1-	B	d2
C 1448	CHIP CAP.	0.001uF	50V	CH	GRM1882C1H102JA01D	K22174275		1-	B	e3
C 1449	CHIP CAP.	0.1uF	25V	B	GRM188B11E104KA01D	K22144814		1-	B	e3
C 1450	CHIP CAP.	0.001uF	50V	CH	GRM1882C1H102JA01D	K22174275		1-	B	e3
C 1451	CHIP CAP.	0.01uF	50V	B	GRM188B11H103KA01D	K22174823		1-	B	e3
C 1452	CHIP CAP.	270pF	50V	CH	GRM1882C1H271JA01D	K22174251		1-	B	e3
C 1453	CHIP CAP.	0.01uF	50V	B	GRM188B11H103KA01D	K22174823		1-	B	d2
C 1454	CHIP CAP.	18pF	50V	CH	GRM1882C1H180JA01D	K22174217		1-	A	B2
C 1455	CHIP CAP.	0.01uF	50V	B	GRM188B11H103KA01D	K22174823		1-	A	B2
C 1456	CHIP CAP.	0.001uF	50V	B	GRM188B11H102KA01D	K22174821		1-	B	d3
C 1459	CHIP CAP.	1uF	10V	B	GRM188B11A105KA61D	K22104808		1-	B	d3
C 1460	CHIP CAP.	0.01uF	50V	B	GRM188B11H103KA01D	K22174823		1-	B	d4
C 1461	CHIP CAP.	0.1uF	25V	B	GRM188B11E104KA01D	K22144814		1-	A	E5
C 1462	CHIP CAP.	0.1uF	25V	B	GRM188B11E104KA01D	K22144814		1-	A	E5
C 1463	CHIP CAP.	0.1uF	25V	B	GRM188B11E104KA01D	K22144814		1-	A	E5
C 1464	CHIP CAP.	0.1uF	25V	B	GRM188B11E104KA01D	K22144814		1-	A	D5
C 1465	CHIP CAP.	1uF	25V	B	GRM21BB31E105KA98L	K22140826		1-	A	D5
C 1466	CHIP CAP.	0.1uF	25V	B	GRM188B11E104KA01D	K22144814		1-	A	D5
C 1467	CHIP CAP.	0.1uF	25V	B	GRM188B11E104KA01D	K22144814		1-	B	c4
C 1468	CHIP CAP.	0.1uF	25V	B	GRM188B11E104KA01D	K22144814		1-	A	D5
C 1469	CHIP CAP.	10uF	25V	B	GRM188R61E106MA73D	K22144818		1-	A	D5
C 1469	CHIP CAP.	10uF	10V	B	GRM188B31A106ME69D	K22104810		13-	A	D5
C 1470	CHIP CAP.	10uF	25V	B	GRM188R61E106MA73D	K22144818		1-	A	D5
C 1470	CHIP CAP.	10uF	10V	B	GRM188B31A106ME69D	K22104810		13-	A	D5

MAIN Unit Parts List

REF	DESCRIPTION	VALUE	V/W	TOL.	MFR'S DESIG	YAESU P/N	VERS.	LOT	SIDE	LAY ADR
C 1471	CHIP CAP.	0.1uF	25V	B	GRM188B11E104KA01D	K22144814		1-	B	d4
C 1472	CHIP CAP.	0.01uF	50V	B	GRM188B11H103KA01D	K22174823		1-	A	C2
C 1473	CHIP CAP.	0.1uF	25V	B	GRM188B11E104KA01D	K22144814		1-	A	C2
C 1474	CHIP CAP.	0.001uF	50V	B	GRM188B11H102KA01D	K22174821		1-	A	C1
C 1475	CHIP CAP.	0.01uF	50V	B	GRM188B11H103KA01D	K22174823		1-	A	C1
C 1476	CHIP CAP.	0.1uF	25V	B	GRM188B11E104KA01D	K22144814		1-	A	C1
C 1477	CHIP CAP.	0.001uF	50V	B	GRM188B11H102KA01D	K22174821		1-	B	c2
C 1478	CHIP CAP.	0.1uF	25V	B	GRM188B11E104KA01D	K22144814		1-	B	c2
C 1479	CHIP CAP.	0.001uF	50V	B	GRM188B11H102KA01D	K22174821		1-	A	C1
C 1480	CHIP CAP.	0.001uF	50V	B	GRM188B11H102KA01D	K22174821		1-	B	e2
C 1481	CHIP CAP.	12pF	50V	CH	GRM1882C1H120JA01D	K22174213		1-	B	e2
C 1482	CHIP CAP.	0.001uF	50V	B	GRM188B11H102KA01D	K22174821		1-	B	d2
C 1483	CHIP CAP.	0.1uF	25V	B	GRM188B11E104KA01D	K22144814		1-	B	d2
C 1484	CHIP CAP.	0.01uF	50V	B	GRM188B11H103KA01D	K22174823		1-	B	d2
C 1485	CHIP CAP.	0.01uF	50V	B	GRM188B11H103KA01D	K22174823		1-	B	e3
C 1486	CHIP CAP.	0.01uF	50V	B	GRM188B11H103KA01D	K22174823		1-	B	e2
C 1487	CHIP CAP.	33pF	50V	CH	GRM1882C1H330JA01D	K22174223		1-	B	e2
C 1488	CHIP CAP.	0.1uF	25V	B	GRM188B11E104KA01D	K22144814		1-	B	e2
C 1489	CHIP CAP.	100pF	50V	CH	GRM1882C1H101JA01D	K22174235		1-	B	e2
C 1490	CHIP CAP.	100pF	50V	CH	GRM1882C1H101JA01D	K22174235		1-	B	e2
C 1491	CHIP CAP.	0.01uF	50V	B	GRM188B11H103KA01D	K22174823		1-	B	d3
C 1494	CHIP CAP.	0.01uF	50V	B	GRM188B11H103KA01D	K22174823		1-	B	d1
C 1495	CHIP CAP.	68pF	50V	CH	GRM1882C1H680JA01D	K22174231		1-	B	e1
C 1496	CHIP CAP.	68pF	50V	CH	GRM1882C1H680JA01D	K22174231		1-	B	e1
C 1497	CHIP CAP.	0.001uF	50V	B	GRM188B11H102KA01D	K22174821		1-	B	e1
C 1498	CHIP CAP.	0.001uF	50V	CH	GRM1882C1H102JA01D	K22174275		1-	B	d4
C 1499	CHIP CAP.	0.022uF	50V	B	GRM188B11H223KA01D	K22174839		1-	B	d4
C 1500	CHIP CAP.	0.0033uF	50V	CH	GRM1882C1H332JA01D	K22174281		1-	B	d4
C 1501	CHIP TA.CAP.	1uF	25V		TMCMA1E105MTRF	K78140013		1-	A	E5
C 1502	CHIP TA.CAP.	10uF	16V		TMCMA1C106MTRF	K78120077		1-	A	E5
C 1503	CHIP CAP.	0.1uF	25V	B	GRM188B11E104KA01D	K22144814		1-	A	E5
C 1504	CHIP CAP.	1uF	25V	B	GRM21BB31E105KA98L	K22140826		1-	A	D5
C 1505	CHIP TA.CAP.	47uF	16V		TMCMC1C476MTRF	K78120057		1-	A	D5
C 1505	CHIP TA.CAP.	47uF	16V		TAJC476M016RNJ	K78120125		13-	A	D5
C 1506	CHIP TA.CAP.	220uF	4V		TMCMB0G227MTRF	K78060052		1-	A	E4
C 1507	CHIP TA.CAP.	220uF	4V		TMCMB0G227MTRF	K78060052		1-	A	E4
C 1508	CHIP CAP.	0.0047uF	50V	B	GRM188B11H472KA01D	K22174817		1-	A	D5
C 1509	CHIP CAP.	0.1uF	25V	B	GRM188B11E104KA01D	K22144814		1-	A	E4
C 1510	CHIP CAP.	470pF	50V	B	GRM188B11H471KA01D	K22174805		1-	B	d1
C 1511	CHIP CAP.	470pF	50V	B	GRM188B11H471KA01D	K22174805		1-	B	d1
C 1512	CHIP CAP.	470pF	50V	B	GRM188B11H471KA01D	K22174805		1-	B	d1
C 1513	CHIP CAP.	470pF	50V	B	GRM188B11H471KA01D	K22174805		1-	B	d1
C 1514	CHIP CAP.	0.01uF	50V	B	GRM188B11H103KA01D	K22174823		1-	B	c1
C 1515	CHIP CAP.	0.1uF	25V	B	GRM188B11E104KA01D	K22144814		1-	B	c1
C 1516	CHIP CAP.	10uF	25V	B	GRM188R61E106MA73D	K22144818		1-	B	d2
C 1516	CHIP CAP.	10uF	10V	B	GRM188B31A106ME69D	K22104810		13-	B	d2
C 1517	CHIP CAP.	0.001uF	50V	B	GRM188B11H102KA01D	K22174821		1-	B	c2
C 1518	CHIP CAP.	0.1uF	25V	B	GRM188B11E104KA01D	K22144814		1-	B	c2
C 1519	CHIP CAP.	0.01uF	50V	B	GRM188B11H103KA01D	K22174823		1-	B	d1
C 1520	CHIP CAP.	0.01uF	50V	B	GRM188B11H103KA01D	K22174823		1-	B	c1
C 1522	CHIP CAP.	0.001uF	50V	B	GRM188B11H102KA01D	K22174821		1-	B	d2
C 1523	CHIP CAP.	0.001uF	50V	B	GRM188B11H102KA01D	K22174821		1-	B	e2
C 1524	CHIP CAP.	0.0068uF	50V	B	GRM188B11H682KA01D	K22174819		1-	B	e2
C 1525	CHIP TA.CAP.	4.7uF	16V		TMCMA1C475MTRF	K78120031		1-	B	d3
C 1525	CHIP TA.CAP.	4.7uF	16V		F931C475MAA	K78120097		15-	B	d3
C 1526	CHIP CAP.	0.01uF	50V	B	GRM188B11H103KA01D	K22174823		1-	B	d1
C 1527	CHIP CAP.	2pF	50V	CK	GRM1884C1H2R0CA01D	K22174203		1-	B	e1
C 1528	CHIP CAP.	10pF	50V	CH	GRM1882C1H100JA01D	K22174211		1-	B	e1
C 1529	CHIP CAP.	0.0047uF	50V	B	GRM188B11H472KA01D	K22174817		1-	B	d4
C 1530	CHIP CAP.	0.01uF	50V	B	GRM188B11H103KA01D	K22174823		1-	B	d4
C 1531	CHIP CAP.	10uF	25V	B	GRM188R61E106MA73D	K22144818		1-	B	d4
C 1531	CHIP CAP.	10uF	10V	B	GRM188B31A106ME69D	K22104810		13-	B	d4
C 1532	CHIP TA.CAP.	47uF	16V		TMCMC1C476MTRF	K78120057		1-	B	b4
C 1532	CHIP TA.CAP.	47uF	16V		TAJC476M016RNJ	K78120125		13-	B	b4
C 1533	CHIP CAP.	0.01uF	50V	B	GRM188B11H103KA01D	K22174823		1-	A	E4
C 1534	CHIP CAP.	1uF	25V	B	GRM21BB31E105KA98L	K22140826		1-	A	E4
C 1535	CHIP CAP.	100pF	50V	CH	GRM1882C1H101JA01D	K22174235		1-	B	a4
C 1536	CHIP CAP.	100pF	50V	CH	GRM1882C1H101JA01D	K22174235		1-	B	a4
C 1537	CHIP CAP.	100pF	50V	CH	GRM1882C1H101JA01D	K22174235		1-	B	a4
C 1538	CHIP CAP.	470pF	50V	B	GRM188B11H471KA01D	K22174805		1-	B	d1
C 1539	CHIP CAP.	470pF	50V	B	GRM188B11H471KA01D	K22174805		1-	B	d1
C 1540	CHIP CAP.	470pF	50V	B	GRM188B11H471KA01D	K22174805		1-	B	d1
C 1541	CHIP CAP.	470pF	50V	B	GRM188B11H471KA01D	K22174805		1-	B	d1
C 1542	CHIP CAP.	470pF	50V	B	GRM188B11H471KA01D	K22174805		1-	B	d1
C 1543	CHIP CAP.	470pF	50V	B	GRM188B11H471KA01D	K22174805		1-	B	d1

MAIN Unit Parts List

REF	DESCRIPTION	VALUE	V/W	TOL.	MFR'S DESIG	YAESU P/N	VERS.	LOT	SIDE	LAY ADR
C 1544	CHIP CAP.	470pF	50V	B	GRM188B11H471KA01D	K22174805		1-	B	d1
C 1545	CHIP CAP.	470pF	50V	B	GRM188B11H471KA01D	K22174805		1-	B	d1
C 1546	CHIP CAP.	22pF	50V	CH	GRM1882C1H220JA01D	K22174219		1-	B	d3
C 1547	CHIP CAP.	0.0012uF	50V	CH	GRM1882C1H122JA01D	K22174276		1-	A	A3
C 1547	CHIP CAP.	0.01uF	50V	B	GRM188B11H103KA01D	K22174823		7-	A	A3
C 1549	CHIP CAP.	0.0027uF	50V	CH	GRM1882C1H272JA01D	K22174280		1-	B	d3
C 1550	CHIP TA.CAP.	1uF	35V		TMCMA1V105MTRF	K78160032		1-	B	d3
C 1550	CHIP TA.CAP.	1uF	35V		F931V105MAA	K78160092		15-	B	d3
C 1551	CHIP CAP.	0.0027uF	50V	CH	GRM1882C1H272JA01D	K22174280		1-	B	d3
C 1552	CHIP CAP.	0.1uF	25V	B	GRM188B11E104KA01D	K22144814		1-	B	d3
C 1553	CHIP CAP.	0.1uF	25V	B	GRM188B11E104KA01D	K22144814		1-	B	d3
C 1554	CHIP CAP.	0.1uF	25V	B	GRM188B11E104KA01D	K22144814		1-	B	d3
C 1555	CHIP CAP.	0.1uF	25V	B	GRM188B11E104KA01D	K22144814		1-	B	d3
C 1556	CHIP CAP.	0.1uF	25V	B	GRM188B11E104KA01D	K22144814		1-	B	d3
C 1557	CHIP CAP.	0.1uF	25V	B	GRM188B11E104KA01D	K22144814		1-	B	d3
C 1558	CHIP TA.CAP.	4.7uF	16V		TMCMA1C475MTRF	K78120031		1-	B	d3
C 1558	CHIP TA.CAP.	4.7uF	16V		F931C475MAA	K78120097		15-	B	d3
C 1559	CHIP CAP.	0.01uF	50V	B	GRM188B11H103KA01D	K22174823		1-	B	d3
C 1560	CHIP CAP.	0.001uF	50V	B	GRM188B11H102KA01D	K22174821		1-	B	d1
C 1561	CHIP CAP.	10uF	25V	B	GRM188R61E106MA73D	K22144818		1-	B	d1
C 1561	CHIP CAP.	10uF	10V	B	GRM188B31A106ME69D	K22104810		13-	B	d1
C 1562	CHIP CAP.	0.1uF	25V	B	GRM188B11E104KA01D	K22144814		1-	B	e1
C 1563	CHIP CAP.	0.01uF	50V	B	GRM188B11H103KA01D	K22174823		1-	B	e1
C 1564	CHIP CAP.	0.1uF	25V	B	GRM188B11E104KA01D	K22144814		1-	B	d1
C 1565	CHIP TA.CAP.	1uF	35V		TMCMA1V105MTRF	K78160032		1-	B	d1
C 1565	CHIP TA.CAP.	1uF	35V		F931V105MAA	K78160092		15-	B	d1
C 1566	CHIP CAP.	0.1uF	25V	B	GRM188B11E104KA01D	K22144814		1-	B	d3
C 1566	CHIP CAP.	1uF	25V	B	GRM188B31E105KA75D	K22144815		6-	B	d3
C 1567	CHIP CAP.	0.01uF	50V	B	GRM188B11H103KA01D	K22174823		1-	B	d3
C 1568	CHIP CAP.	0.1uF	25V	B	GRM188B11E104KA01D	K22144814		1-	B	d4
C 1568	CHIP CAP.	1uF	25V	B	GRM188B31E105KA75D	K22144815		6-	B	d4
C 1569	CHIP CAP.	0.01uF	50V	B	GRM188B11H103KA01D	K22174823		1-	B	d4
C 1570	CHIP CAP.	0.1uF	25V	B	GRM188B11E104KA01D	K22144814		1-	A	E3
C 1571	CHIP CAP.	0.01uF	50V	B	GRM188B11H103KA01D	K22174823		1-	A	E4
C 1572	CHIP CAP.	0.1uF	25V	B	GRM188B11E104KA01D	K22144814		1-	A	E4
C 1573	CHIP TA.CAP.	47uF	16V		TMCMC1C476MTRF	K78120057		1-	A	E3
C 1573	CHIP TA.CAP.	47uF	16V		TAJC476M016RNJ	K78120125		13-	A	E3
C 1574	CHIP CAP.	0.01uF	50V	B	GRM188B11H103KA01D	K22174823		1-	A	E4
C 1575	CHIP CAP.	0.1uF	25V	B	GRM188B11E104KA01D	K22144814		1-	A	E4
C 1576	CHIP CAP.	0.1uF	25V	B	GRM188B11E104KA01D	K22144814		1-	A	E3
C 1577	CHIP CAP.	0.001uF	50V	CH	GRM1882C1H102JA01D	K22174275		1-	A	E3
C 1578	CHIP CAP.	0.1uF	25V	B	GRM188B11E104KA01D	K22144814		1-	A	B1
C 1579	CHIP CAP.	10uF	25V	B	GRM188R61E106MA73D	K22144818		1-	A	B1
C 1579	CHIP CAP.	10uF	10V	B	GRM188B31A106ME69D	K22104810		13-	A	B1
C 1580	CHIP CAP.	0.001uF	50V	B	GRM188B11H102KA01D	K22174821		1-	B	a4
C 1581	CHIP CAP.	0.001uF	50V	B	GRM188B11H102KA01D	K22174821		1-	B	a4
C 1582	CHIP CAP.	0.01uF	50V	B	GRM188B11H103KA01D	K22174823		1-	A	E4
C 1583	CHIP CAP.	0.01uF	50V	B	GRM188B11H103KA01D	K22174823		1-	A	E4
C 1584	CHIP CAP.	0.1uF	25V	B	GRM188B11E104KA01D	K22144814		1-	A	E4
C 1585	CHIP CAP.	0.001uF	50V	B	GRM188B11H102KA01D	K22174821		1-	A	E4
C 1586	CHIP CAP.	470pF	50V	B	GRM188B11H471KA01D	K22174805		1-	B	d1
C 1587	CHIP CAP.	470pF	50V	B	GRM188B11H471KA01D	K22174805		1-	B	d1
C 1588	CHIP CAP.	0.0012uF	50V	CH	GRM1882C1H122JA01D	K22174276		1-	B	d3
C 1589	CHIP CAP.	180pF	50V	CH	GRM1882C1H181JA01D	K22174241		1-	B	d3
C 1590	CHIP CAP.	100pF	50V	CH	GRM1882C1H101JA01D	K22174235		1-	A	A3
C 1591	CHIP CAP.	0.0018uF	50V	CH	GRM1882C1H182JA01D	K22174278		1-	B	d3
C 1592	CHIP CAP.	560pF	50V	CH	GRM1882C1H561JA01D	K22174273		1-	B	d3
C 1593	CHIP CAP.	0.01uF	50V	B	GRM188B11H103KA01D	K22174823		1-	B	e3
C 1594	CHIP CAP.	0.001uF	50V	CH	GRM1882C1H102JA01D	K22174275		1-	B	e3
C 1595	CHIP CAP.	1uF	10V	B	GRM188B11A105KA61D	K22104808		1-	B	e3
C 1596	CHIP CAP.	0.01uF	50V	B	GRM188B11H103KA01D	K22174823		1-	B	d3
C 1597	CHIP CAP.	33pF	50V	CH	GRM1882C1H330JA01D	K22174223		1-	B	d3
C 1598	CHIP CAP.	0.01uF	50V	B	GRM188B11H103KA01D	K22174823		1-	B	d3
C 1599	CHIP TA.CAP.	10uF	16V		TMCMA1C106MTRF	K78120077		1-	B	d1
C 1600	CHIP CAP.	0.0033uF	50V	B	GRM188B11H332KA01D	K22174815		1-	B	e2
C 1601	CHIP CAP.	330pF	50V	CH	GRM1882C1H331JA01D	K22174253		1-	B	e2
C 1602	CHIP CAP.	10uF	25V	B	GRM188R61E106MA73D	K22144818		1-	B	e2
C 1602	CHIP CAP.	10uF	10V	B	GRM188B31A106ME69D	K22104810		13-	B	e2
C 1603	CHIP CAP.	0.01uF	50V	B	GRM188B11H103KA01D	K22174823		1-	B	e2
C 1604	CHIP CAP.	0.1uF	25V	B	GRM188B11E104KA01D	K22144814		1-	B	d3
C 1605	CHIP TA.CAP.	47uF	16V		TAJC476M016RNJ	K78120125		1-	B	d3
C 1606	CHIP CAP.	0.1uF	25V	B	GRM188B11E104KA01D	K22144814		1-	B	e3
C 1607	CHIP TA.CAP.	100uF	10V		TMCMC1A107MTRF	K78100075		1-	B	e3
C 1608	CHIP CAP.	1uF	25V	B	GRM21BB31E105KA98L	K22140826		1-	A	E1
C 1609	AL.ELECTRO.CAP.	1000uF	25V		25CE1000BS	K48140025		1-	A	E1

MAIN Unit Parts List

REF	DESCRIPTION	VALUE	V/W	TOL.	MFR'S DESIG	YAESU P/N	VERS.	LOT	SIDE	LAY ADR
C 1610	CHIP CAP.	0.1uF	25V	B	GRM188B11E104KA01D	K22144814		1-	A	E1
C 1611	CHIP CAP.	0.1uF	25V	B	GRM188B11E104KA01D	K22144814		1-	B	e4
C 1611	CHIP CAP.	1uF	25V	B	GRM188B31E105KA75D	K22144815		6-	B	e4
C 1612	CHIP CAP.	0.001uF	50V	B	GRM188B11H102KA01D	K22174821		1-	A	E1
C 1613	AL.ELECTRO.CAP.	470uF	16V		16CE470BS	K48120035		1-	A	E1
C 1614	CHIP CAP.	0.015uF	50V	B	GRM188B11H153KA01D	K22174838		1-	A	E1
C 1615	CHIP CAP.	0.001uF	50V	B	GRM188B11H102KA01D	K22174821		1-	A	E1
C 1617	CHIP CAP.	0.01uF	50V	B	GRM188B11H103KA01D	K22174823		1-	A	B1
C 1618	AL.ELECTRO.CAP.	470uF	16V		16CE470BS	K48120035		1-	A	E1
C 1619	CHIP CAP.	0.001uF	50V	B	GRM188B11H102KA01D	K22174821		1-	A	B1
C 1621	AL.ELECTRO.CAP.	220uF	16V		EMVA160ADA221MF80G	K48120021		1-	A	B1
C 1622	CHIP CAP.	0.01uF	50V	B	GRM188B11H103KA01D	K22174823		1-	A	B1
C 1623	CHIP CAP.	0.1uF	25V	B	GRM188B11E104KA01D	K22144814		1-	A	B1
C 1624	CHIP CAP.	0.001uF	50V	B	GRM188B11H102KA01D	K22174821		1-	A	B1
C 1625	CHIP TA.CAP.	47uF	16V		TMCMC1C476MTRF	K78120057		1-	B	d1
C 1625	CHIP TA.CAP.	47uF	16V		TAJJC476M016RNJ	K78120125		13-	B	d1
C 1626	CHIP CAP.	0.01uF	50V	B	GRM188B11H103KA01D	K22174823		1-	A	E4
C 1627	CHIP CAP.	0.1uF	25V	B	GRM188B11E104KA01D	K22144814		1-	A	F3
C 1628	CHIP CAP.	0.01uF	50V	B	GRM188B11H103KA01D	K22174823		1-	A	F3
C 1629	CHIP CAP.	0.047uF	25V	B	GRM188B11E473KA01D	K22144811		1-	A	E4
C 1630	CHIP CAP.	0.01uF	50V	B	GRM188B11H103KA01D	K22174823		1-	A	E4
C 1631	CHIP CAP.	0.01uF	50V	B	GRM188B11H103KA01D	K22174823		1-	A	E4
C 1632	CHIP CAP.	0.1uF	25V	B	GRM188B11E104KA01D	K22144814		1-	A	E4
C 1633	CHIP CAP.	0.01uF	50V	B	GRM188B11H103KA01D	K22174823		1-	A	E4
C 1634	AL.ELECTRO.CAP.	100uF	25V		UWX1E101MCL1GB	K48140024		1-	A	E5
C 1635	CHIP CAP.	0.01uF	50V	B	GRM188B11H103KA01D	K22174823		1-	A	B1
C 1636	CHIP CAP.	0.01uF	50V	B	GRM188B11H103KA01D	K22174823		1-	B	d1
C 1637	CHIP CAP.	100pF	50V	CH	GRM1882C1H101JA01D	K22174235		1-	A	B3
C 1639	CHIP CAP.	0.1uF	25V	B	GRM188B11E104KA01D	K22144814		1-	A	B3
C 1640	CHIP CAP.	0.1uF	25V	B	GRM188B11E104KA01D	K22144814		1-	A	B3
C 1641	CHIP CAP.	0.1uF	25V	B	GRM188B11E104KA01D	K22144814		1-	B	e3
C 1642	CHIP CAP.	0.001uF	50V	CH	GRM1882C1H102JA01D	K22174275		1-	B	e3
C 1644	CHIP CAP.	0.01uF	50V	B	GRM188B11H103KA01D	K22174823		1-	A	B4
C 1645	CHIP CAP.	0.1uF	25V	B	GRM188B11E104KA01D	K22144814		1-	B	e3
C 1646	CHIP CAP.	0.01uF	50V	B	GRM188B11H103KA01D	K22174823		1-	A	A3
C 1647	CHIP CAP.	0.1uF	25V	B	GRM188B11E104KA01D	K22144814		1-	B	e3
C 1648	CHIP CAP.	0.1uF	25V	B	GRM188B11E104KA01D	K22144814		1-	B	e3
C 1649	CHIP CAP.	0.01uF	50V	B	GRM188B11H103KA01D	K22174823		1-	B	e3
C 1650	CHIP CAP.	0.047uF	25V	B	GRM188B11E473KA01D	K22144811		1-	B	e2
C 1651	CHIP TA.CAP.	0.47uF	25V		TMCSA1E474MTRF	K78140009		1-	B	e3
C 1652	CHIP CAP.	0.039uF	16V	B	GRM188B11C393KA01	K22124806		1-	B	e4
C 1653	CHIP TA.CAP.	47uF	16V		TAJJC476M016RNJ	K78120125		1-	B	d4
C 1654	CHIP CAP.	0.01uF	50V	B	GRM188B11H103KA01D	K22174823		1-	A	E1
C 1655	CHIP CAP.	0.01uF	50V	B	GRM188B11H103KA01D	K22174823		1-	B	a2
C 1656	CHIP CAP.	0.01uF	50V	B	GRM188B11H103KA01D	K22174823		1-	B	a2
C 1657	CHIP TA.CAP.	0.33uF	35V		TMCSA1V334MTRF	K78160028		1-	B	e1
C 1658	AL.ELECTRO.CAP.	100uF	16V		EEE1CA101WP	K48120012		1-	A	E1
C 1659	CHIP CAP.	0.1uF	25V	B	GRM188B11E104KA01D	K22144814		1-	B	e1
C 1660	CHIP CAP.	1uF	25V	B	GRM21BB31E105KA98L	K22140826		1-	A	B1
C 1661	CHIP CAP.	0.0047uF	50V	B	GRM188B11H472KA01D	K22174817		1-	A	B1
C 1662	CHIP CAP.	0.0047uF	50V	B	GRM188B11H472KA01D	K22174817		1-	A	B1
C 1663	CHIP CAP.	0.001uF	50V	B	GRM188B11H102KA01D	K22174821		1-	A	B1
C 1664	CHIP CAP.	0.001uF	50V	B	GRM188B11H102KA01D	K22174821		1-	A	B1
C 1666	CHIP CAP.	0.01uF	50V	B	GRM188B11H103KA01D	K22174823		1-	A	B1
C 1667	CHIP CAP.	0.01uF	50V	B	GRM188B11H103KA01D	K22174823		1-	B	a2
C 1668	CHIP CAP.	0.01uF	50V	B	GRM188B11H103KA01D	K22174823		1-	B	a2
C 1669	CHIP CAP.	0.1uF	25V	B	GRM188B11E104KA01D	K22144814		1-	B	e5
C 1672	CHIP CAP.	0.01uF	50V	B	GRM188B11H103KA01D	K22174823		1-	B	d1
C 1673	CHIP CAP.	0.01uF	50V	B	GRM188B11H103KA01D	K22174823		1-	A	B1
C 1674	CHIP CAP.	0.01uF	50V	B	GRM188B11H103KA01D	K22174823		1-	B	d1
C 1675	CHIP CAP.	0.1uF	25V	B	GRM188B11E104KA01D	K22144814		1-	B	d1
C 1676	CHIP CAP.	0.01uF	50V	B	GRM188B11H103KA01D	K22174823		1-	A	A4
C 1677	CHIP CAP.	10uF	25V	B	GRM188R61E106MA73D	K22144818		1-	B	e3
C 1677	CHIP CAP.	10uF	10V	B	GRM188B31A106ME69D	K22104810		13-	B	e3
C 1678	CHIP CAP.	0.1uF	25V	B	GRM188B11E104KA01D	K22144814		1-	B	e4
C 1679	CHIP CAP.	0.001uF	50V	B	GRM188B11H102KA01D	K22174821		1-	B	e4
C 1680	CHIP CAP.	0.1uF	25V	B	GRM188B11E104KA01D	K22144814		1-	B	e4
C 1681	CHIP CAP.	10uF	25V	B	GRM188R61E106MA73D	K22144818		1-	B	e4
C 1681	CHIP CAP.	10uF	10V	B	GRM188B31A106ME69D	K22104810		13-	B	e4
C 1682	CHIP CAP.	0.01uF	50V	B	GRM188B11H103KA01D	K22174823		1-	B	e4
C 1683	CHIP CAP.	0.0033uF	50V	CH	GRM1882C1H332JA01D	K22174281		1-	B	e4
C 1684	CHIP CAP.	0.0022uF	50V	CH	GRM1882C1H222JA01D	K22174279		1-	B	e4
C 1685	CHIP CAP.	0.0022uF	50V	CH	GRM1882C1H222JA01D	K22174279		1-	B	e4
C 1686	CHIP CAP.	0.01uF	50V	B	GRM188B11H103KA01D	K22174823		1-	B	a2
C 1687	CHIP CAP.	0.01uF	50V	B	GRM188B11H103KA01D	K22174823		1-	B	a2

MAIN Unit Parts List

REF	DESCRIPTION	VALUE	V/W	TOL.	MFR'S DESIG	YAESU P/N	VERS.	LOT	SIDE	LAY ADR
C 1688	CHIP CAP.	0.01uF	50V	B	GRM188B11H103KA01D	K22174823		1-	B	a1
C 1689	CHIP CAP.	0.01uF	50V	B	GRM188B11H103KA01D	K22174823		1-	B	a2
C 1692	AL.ELECTRO.CAP.	100uF	16V		EEE1CA101WP	K48120012		1-	A	B1
C 1693	CHIP CAP.	0.001uF	50V	B	GRM188B11H102KA01D	K22174821		1-	A	B1
C 1695	CHIP CAP.	0.001uF	50V	B	GRM188B11H102KA01D	K22174821		1-	A	B1
C 1696	CHIP CAP.	0.01uF	50V	B	GRM188B11H103KA01D	K22174823		1-	B	a2
C 1697	CHIP CAP.	0.0047uF	50V	B	GRM188B11H472KA01D	K22174817		1-	B	a2
C 1698	CHIP CAP.	0.001uF	50V	B	GRM188B11H102KA01D	K22174821		1-	B	a2
C 1699	CHIP CAP.	0.001uF	50V	B	GRM188B11H102KA01D	K22174821		1-	A	B1
C 1700	CHIP CAP.	0.001uF	50V	B	GRM188B11H102KA01D	K22174821		1-	B	a2
C 1700	CHIP CAP.	0.1uF	25V	B	GRM188B11E104KA01D	K22144814		10-	B	a2
C 1701	CHIP CAP.	0.001uF	50V	B	GRM188B11H102KA01D	K22174821		1-	A	B1
C 1702	CHIP CAP.	0.001uF	50V	B	GRM188B11H102KA01D	K22174821		1-	B	a2
C 1702	CHIP CAP.	0.1uF	25V	B	GRM188B11E104KA01D	K22144814		10-	B	a2
C 1703	CHIP CAP.	0.001uF	50V	B	GRM188B11H102KA01D	K22174821		1-	A	B1
C 1704	CHIP CAP.	0.0047uF	50V	B	GRM188B11H472KA01D	K22174817		1-	B	a3
C 1705	CHIP CAP.	470pF	50V	B	GRM188B11H471KA01D	K22174805		1-	B	e4
C 1706	CHIP CAP.	0.01uF	50V	B	GRM188B11H103KA01D	K22174823		1-	B	e5
C 1707	CHIP CAP.	10uF	25V	B	GRM188R61E106MA73D	K22144818		1-	B	e5
C 1708	CHIP CAP.	470pF	50V	B	GRM188B11H471KA01D	K22174805		1-	B	e5
C 1709	CHIP CAP.	470pF	50V	B	GRM188B11H471KA01D	K22174805		1-	B	e5
C 1710	CHIP CAP.	470pF	50V	B	GRM188B11H471KA01D	K22174805		1-	B	e5
C 1711	CHIP CAP.	0.01uF	50V	B	GRM188B11H103KA01D	K22174823		1-	B	c2
C 1712	CHIP TA.CAP.	0.15uF	35V		TMCSA1V154MTRF	K78160026		1-	A	E3
C 1713	CHIP CAP.	1uF	25V	B	GRM188B31E105KA75D	K22144815		1-	A	E3
C 1714	CHIP CAP.	1uF	25V	B	GRM188B31E105KA75D	K22144815		1-	A	E3
C 1715	CHIP CAP.	1uF	25V	B	GRM188B31E105KA75D	K22144815		1-	B	e1
C 1716	CHIP CAP.	1uF	25V	B	GRM188B31E105KA75D	K22144815		1-	B	a4
C 1717	CHIP CAP.	1uF	25V	B	GRM188B31E105KA75D	K22144815		1-	B	b3
C 1718	CHIP CAP.	0.0033uF	50V	B	GRM188B11H332KA01D	K22174815		1-	B	a4
C 1718	CHIP CAP.	0.033uF	16V	B	GRM188B11C333KA01D	K22124812		6-	B	a4
C 1719	CHIP CAP.	0.0022uF	50V	B	GRM188B11H222KA01D	K22174813		1-	B	a4
C 1719	CHIP CAP.	0.022uF	50V	B	GRM188B11H223KA01D	K22174839		6-	B	a4
C 1720	CHIP CAP.	0.01uF	50V	B	GRM188B11H103KA01D	K22174823		1-	B	b4
C 1720	CHIP CAP.	0.1uF	25V	B	GRM188B11E104KA01D	K22144814		6-	B	b4
C 1721	CHIP CAP.	330pF	50V	CH	GRM1882C1H331JA01D	K22174253		1-	B	b4
C 1721	CHIP CAP.	0.0033uF	50V	B	GRM188B11H332KA01D	K22174815		6-	B	b4
C 1722	CHIP CAP.	0.022uF	50V	B	GRM188B11H223KA01D	K22174839		1-	B	b4
C 1723	CHIP CAP.	0.1uF	25V	B	GRM188B11E104KA01D	K22144814		1-	B	a4
C 1724	CHIP CAP.	0.1uF	25V	B	GRM188B11E104KA01D	K22144814		1-	B	c5
C 1726	CHIP CAP.	0.01uF	50V	B	GRM188B11H103KA01D	K22174823		1-	B	a2
C 1727	CHIP CAP.	0.1uF	25V	B	GRM188B11E104KA01D	K22144814		1-	B	a2
C 1728	CHIP CAP.	0.1uF	25V	B	GRM188B11E104KA01D	K22144814		1-	B	a2
C 1730	CHIP CAP.	10pF	50V	CH	GRM1882C1H100JA01D	K22174211		1-	B	e1
C 1731	CHIP CAP.	10pF	50V	CH	GRM1882C1H100RA01D	K22174248		1-	B	e1
C 1742	CHIP CAP.	1uF	25V	B	GRM188B31E105KA75D	K22144815		1-	A	D1
C 1743	CHIP CAP.	1uF	25V	B	GRM188B31E105KA75D	K22144815		1-	A	D1
C 1744	CHIP CAP.	0.01uF	50V	B	GRM188B11H103KA01D	K22174823		1-	A	D1
C 1745	CHIP CAP.	0.01uF	50V	B	GRM188B11H103KA01D	K22174823		1-	A	D1
C 1746	CHIP CAP.	0.01uF	50V	B	GRM188B11H103KA01D	K22174823		1-	A	D1
C 1747	CHIP CAP.	0.001uF	50V	B	GRM188B11H102KA01D	K22174821		1-	B	b2
C 1748	CHIP CAP.	0.1uF	25V	B	GRM188B11E104KA01D	K22144814		1-	A	D1
C 1749	CHIP CAP.	0.1uF	25V	B	GRM188B11E104KA01D	K22144814		1-	A	D1
C 1750	CHIP CAP.	0.1uF	25V	B	GRM188B11E104KA01D	K22144814		1-	B	b1
C 1751	CHIP CAP.	0.01uF	50V	B	GRM188B11H103KA01D	K22174823		1-	B	b2
C 1752	CHIP CAP.	9pF	50V	CH	GRM1882C1H9R0DA01D	K22174210		1-	A	D1
C 1752	CHIP CAP.	5pF	50V	CH	GRM1882C1H5R0CA01D	K22174206		4-	A	D1
C 1752	CHIP CAP.	15pF	50V	CH	GRM1882C1H150JA01D	K22174215		6-	A	D1
C 1753	CHIP CAP.	0.001uF	50V	B	GRM188B11H102KA01D	K22174821		1-	A	D1
C 1754	CHIP CAP.	0.001uF	50V	B	GRM188B11H102KA01D	K22174821		1-	B	b1
C 1755	CHIP CAP.	0.001uF	50V	B	GRM188B11H102KA01D	K22174821		1-	B	a1
C 1757	CHIP CAP.	0.001uF	50V	B	GRM188B11H102KA01D	K22174821		1-	B	c4
C 1758	CHIP CAP.	0.0012uF	50V	CH	GRM1882C1H122JA01D	K22174276		1-	B	e3
C 1759	CHIP CAP.	0.0022uF	50V	CH	GRM1882C1H222JA01D	K22174279		1-3	A	B2
C 1762	CHIP CAP.	330pF	50V	CH	GRM1882C1H331JA01D	K22174253		1-	B	c1
C 1763	CHIP CAP.	330pF	50V	CH	GRM1882C1H331JA01D	K22174253		1-	B	c1
C 1764	CHIP CAP.	0.0047uF	50V	B	GRM155B11H472KA01D	K22178838		1-	B	d3
C 1765	CHIP CAP.	0.0047uF	50V	B	GRM188B11H472KA01D	K22174817		1-	B	d2
C 1766	CHIP CAP.	0.01uF	50V	B	GRM188B11H103KA01D	K22174823		1-	B	e1
C 1768	CHIP CAP.	68pF	50V	CH	GRM1882C1H680JA01D	K22174231		4-	B	e4
C 1769	CHIP CAP.	0.1uF	16V	B	GRM188B11C104KA01D	K22124805		7-	A	B3
C 1770	CHIP CAP.	1uF	25V	B	GRM188B31E105KA75D	K22144815		7-	A	B3
C 1771	CHIP CAP.	0.01uF	50V	B	GRM188B11H103KA01D	K22174823		7-	A	D3
C 1772	CHIP CAP.	0.01uF	50V	B	GRM188B11H103KA01D	K22174823		7-	A	D3
C 1773	CHIP CAP.	0.01uF	50V	B	GRM188B11H103KA01D	K22174823		7-	A	E3

MAIN Unit Parts List

REF	DESCRIPTION	VALUE	V/W	TOL.	MFR'S DESIG	YAESU P/N	VERS.	LOT	SIDE	LAY ADR
C 1774	CHIP CAP.	10uF	25V	B	GRM188R61E106MA73D	K22144818		7-	B	b3
C 1774	CHIP CAP.	10uF	10V	B	GRM188B31A106ME69D	K22104810		13-	B	b3
C 1775	CHIP CAP.	5pF	50V	CH	GRM1882C1H5R0CA01D	K22174206		7-	A	D1
C 1776	CHIP CAP.	10pF	50V	CH	GRM1882C1H100JA01D	K22174211		8-	B	c2
C 1777	CHIP CAP.	10pF	50V	CH	GRM1882C1H100JA01D	K22174211		8-	B	c2
C 1778	CHIP TA.CAP.	0.1uF	35V		TMCSA1V104MTRF	K78160025		11-	B	b1
C 1779	CHIP CAP.	1uF	25V	B	GRM188B31E105KA75D	K22144815		11-	B	e5
C 1780	CHIP TA.CAP.	22uF	16V		TPSB226M016Y0600	K78120075		11-	B	e5
CD1001	CERAMIC DISC				JTBM450CX24-A	H7901530A		1-	B	d2
CF1001	CERAMIC FILTER				LTM450GW3.5-A	H3900612		1-	A	B3
CF1002	CERAMIC FILTER				LTM450FW3.5-A	H3900610		1-	A	B3
CF1003	CERAMIC FILTER				LTM450GW3.5-A	H3900612		1-	A	A2
D 1001	DIODE				EMZ6.8ET2R	G2071522		1-	B	a3
D 1002	SURGE ABSORBER				1608SGXA2-TR2	Q9000891		1-	A	E2
D 1003	DIODE				1SS372(TE85R.F)	G2070632		1-	B	a3
D 1004	DIODE				1SS355 TE-17	G2070470		1-	B	b3
D 1005	DIODE				BAS316	G2070716		1-	B	b3
D 1007	DIODE				RN142S TE61	G2070994		1-	A	E2
D 1008	DIODE				RN142S TE61	G2070994		1-	A	E2
D 1012	DIODE				1SS355 TE-17	G2070470		1-	A	C5
D 1013	DIODE				1SS355 TE-17	G2070470		1-	A	C5
D 1014	DIODE				1SS355 TE-17	G2070470		1-	B	b2
D 1015	DIODE				RN142S TE61	G2070994		1-	A	E1
D 1016	DIODE				RN142S TE61	G2070994		1-	A	E2
D 1017	DIODE				RN142S TE61	G2070994		1-	A	E3
D 1018	DIODE				RN142S TE61	G2070994		1-	A	E2
D 1019	DIODE				RN142S TE61	G2070994		1-	A	E2
D 1020	DIODE				RN142S TE61	G2070994		1-	A	E2
D 1021	DIODE				RN142S TE61	G2070994		1-	A	D2
D 1022	DIODE				RN142S TE61	G2070994		1-	A	D2
D 1023	DIODE				RN142S TE61	G2070994		1-	A	E1
D 1024	DIODE				RN142S TE61	G2070994		1-	A	D3
D 1025	DIODE				RN142S TE61	G2070994		1-	A	D2
D 1027	DIODE				RN142S TE61	G2070994		1-	A	D2
D 1028	DIODE				RN142S TE61	G2070994		1-	A	D2
D 1029	DIODE				RN142S TE61	G2070994		1-	A	D2
D 1030	DIODE				RN142S TE61	G2070994		1-	A	D1
D 1031	DIODE				RN142S TE61	G2070994		1-	A	D1
D 1032	DIODE				1SS355 TE-17	G2070470		1-	B	b1
D 1033	DIODE				HN1D04FU	G2071576		1-	A	C2
D 1033	DIODE				BAT15-099RE6327	G2071556		11-	A	C2
D 1034	DIODE				RB886Y G T2R	G2071464		1-	B	c2
D 1035	DIODE				1SS355 TE-17	G2070470		1-	B	c1
D 1036	DIODE				UDZS TE-17 8.2B	G2070890		1-	B	c1
D 1037	DIODE				1SS355 TE-17	G2070470		1-	A	D4
D 1038	DIODE				1SS355 TE-17	G2070470		1-	A	D4
D 1041	DIODE				1SS355 TE-17	G2070470		1-	B	e2
D 1042	DIODE				1SS355 TE-17	G2070470		1-	B	e2
D 1043	DIODE				RN731V TE-17	G2070898		1-	A	C2
D 1044	DIODE				RN731V TE-17	G2070898		1-	A	C2
D 1045	DIODE				RN731V TE-17	G2070898		1-	A	C2
D 1046	DIODE				1SS355 TE-17	G2070470		1-	B	c1
D 1047	DIODE				1SS355 TE-17	G2070470		1-	B	b1
D 1048	DIODE				UDZS TE-17 6.2B	G2070912		1-	B	b1
D 1049	DIODE				1SS355 TE-17	G2070470		1-	B	b1
D 1050	DIODE				1SS355 TE-17	G2070470		1-	B	b1
D 1052	DIODE				RB051L-40TE25	G2070718		1-	A	D3
D 1055	DIODE				1SS355 TE-17	G2070470		1-	B	b1
D 1056	DIODE				1SS355 TE-17	G2070470		1-	B	b1
D 1057	DIODE				1SS355 TE-17	G2070470		1-	B	d1
D 1058	DIODE				RN142S TE61	G2070994		1-	A	B1
D 1059	DIODE				1SS355 TE-17	G2070470		1-	A	E5
D 1060	DIODE				RN142S TE61	G2070994		1-	A	B1
D 1061	DIODE				1SS355 TE-17	G2070470		1-	B	e1
D 1063	DIODE				1SS355 TE-17	G2070470		1-	A	E5
D 1064	DIODE				1SS355 TE-17	G2070470		1-	A	E5
D 1065	DIODE				JDP2S04E(TAPE)	G2071180		1-	A	B2
D 1066	DIODE				DAN217U T106	G2071236		1-	B	d4
D 1067	DIODE				1SS355 TE-17	G2070470		1-	B	d1
D 1068	DIODE				1SS355 TE-17	G2070470		1-	B	d1
D 1069	DIODE				1SS355 TE-17	G2070470		1-	A	E4
D 1070	DIODE				D1F60-5053	G2071240		1-	A	E4
D 1071	DIODE				HN1D04FU	G2071576		1-	A	A3
D 1072	DIODE				1SS355 TE-17	G2070470		1-	A	E4
D 1073	DIODE				DA221M T2L	G2070940		1-	B	e2

MAIN Unit Parts List

REF	DESCRIPTION	VALUE	V/W	TOL.	MFR'S DESIG	YAESU P/N	VERS.	LOT	SIDE	LAY ADR
D 1074	DIODE				1SS355 TE-17	G2070470		1-	B	e3
D 1075	DIODE				1SS355 TE-17	G2070470		1-	B	a2
D 1076	DIODE				1SS355 TE-17	G2070470		1-	B	a1
D 1077	DIODE				1SS355 TE-17	G2070470		1-	B	a2
D 1078	DIODE				1SS355 TE-17	G2070470		1-	B	a2
D 1079	DIODE				1SS355 TE-17	G2070470		1-	B	a2
D 1080	DIODE				1SS355 TE-17	G2070470		1-6		
D 1081	DIODE				1SS355 TE-17	G2070470		1-	B	a2
D 1082	DIODE				BZB84-B27	G2071568		1-	A	A5
D 1083	DIODE				1SS355 TE-17	G2070470		1-	B	b2
D 1084	DIODE				1SS355 TE-17	G2070470		1-	B	a2
D 1085	DIODE				1SS355 TE-17	G2070470		1-	B	a2
D 1086	DIODE				1SS355 TE-17	G2070470		1-	B	b1
D 1087	DIODE				RN142S TE61	G2070994		1-	A	E2
D 1088	DIODE				UDZS TE-17 20B	G2071016		7-	A	D3
D 1089	DIODE				UDZS TE-17 20B	G2071016		7-	A	D3
D 1090	DIODE				1SS355 TE-17	G2070470		7-	A	F5
D 1091	DIODE				1SS355 TE-17	G2070470		7-	A	D3
D 1092	DIODE				1SS355 TE-17	G2070470		7-	B	b3
D 1093	DIODE				1SS355 TE-17	G2070470		7-	B	b3
D 1094	DIODE				DAN235E TL	G2070612		7-	A	B4
D 1095	DIODE				1SS355 TE-17	G2070470		11-	B	b1
F 1001	CHIP FUSE	3.15A			FHC16 322ADTP	Q0000118		1-	A	E4
F 1002	CHIP FUSE	1.25A			FCC16 132ABTP	Q0000109		1-	A	A5
FB1001	FERRITE BEADS				BLM18AG601SN1D	L9190111		1-	B	a3
FB1002	FERRITE BEADS				BLM18AG601SN1D	L9190111		1-	B	a3
FB1003	FERRITE BEADS				BLM18BD182SN1D	L1690602		1-	B	a3
FB1004	FERRITE BEADS				BLM15AG121SN1D	L1690843		1-10		
FB1005	FERRITE BEADS				BLM18BD182SN1D	L1690602		1-	B	c1
FB1006	FERRITE BEADS				BLM18BD182SN1D	L1690602		1-	B	b1
FB1007	FERRITE BEADS				BK2125HS101-T	L9190087		1-10		
FB1008	FERRITE BEADS				BK2125HS101-T	L9190087		1-10		
FB1009	FERRITE BEADS				BK2125HS101-T	L9190087		1-10		
FB1010	FERRITE BEADS				BLM18BD182SN1D	L1690602		1-	A	E4
FB1011	FERRITE BEADS				BLM18AG601SN1D	L9190111		1-	A	E4
FB1012	FERRITE BEADS				BLM18AG601SN1D	L9190111		1-	A	E4
FB1013	FERRITE BEADS				BLM18BD182SN1D	L1690602		1-	A	C1
FB1014	FERRITE BEADS				BLM18BD182SN1D	L1690602		1-	A	C1
FB1015	FERRITE BEADS				BLM18BD182SN1D	L1690602		1-	A	C1
FB1016	FERRITE BEADS				BLM18BD182SN1D	L1690602		1-	A	C1
FB1017	FERRITE BEADS				BLM18BD182SN1D	L1690602		1-	A	C1
FB1018	FERRITE BEADS				BLM18BD182SN1D	L1690602		1-	A	E4
FB1019	FERRITE BEADS				BLM18BD182SN1D	L1690602		1-	A	F3
FB1020	FERRITE BEADS				BLM18BD182SN1D	L1690602		1-	A	E3
FB1021	FERRITE BEADS				BLM18BD182SN1D	L1690602		1-	A	E4
FB1022	FERRITE BEADS				BLM18BD182SN1D	L1690602		1-	A	C1
FB1023	FERRITE BEADS				BLM18BD182SN1D	L1690602		1-	A	C1
FB1024	FERRITE BEADS				BLM18BD182SN1D	L1690602		1-	A	C1
FB1025	FERRITE BEADS				BLM18BD182SN1D	L1690602		1-	A	C1
FB1026	FERRITE BEADS				BLM18BD182SN1D	L1690602		1-	A	C1
FB1027	FERRITE BEADS				BLM18BD182SN1D	L1690602		1-	A	C1
FB1028	FERRITE BEADS				BLM18BD182SN1D	L1690602		1-	A	C1
FB1029	FERRITE BEADS				BLM18BD182SN1D	L1690602		1-	A	C1
FB1030	FERRITE BEADS				BLM18BD182SN1D	L1690602		1-	A	C1
FB1031	FERRITE BEADS				BLM18PG221SN1D	L9190181		1-	A	C1
FB1032	FERRITE BEADS				BLM18BD182SN1D	L1690602		1-	A	C1
FB1033	FERRITE BEADS				BLM18PG221SN1D	L9190181		1-	A	C1
FB1034	FERRITE BEADS				BLM18AG601SN1D	L9190111		1-	A	B1
FB1035	FERRITE BEADS				BLM18PG221SN1D	L9190181		1-	B	a1
FB1035	FERRITE BEADS				BLM18KG260TN1D	L9190216		11-	B	a1
FB1036	FERRITE BEADS				BLM18PG221SN1D	L9190181		1-	B	a2
FB1036	FERRITE BEADS				BLM18KG260TN1D	L9190216		11-	B	a2
FB1037	FERRITE BEADS				BLM18BD182SN1D	L1690602		1-	A	B1
FB1038	FERRITE BEADS				BLM18PG221SN1D	L9190181		1-	A	B1
FB1039	FERRITE BEADS				BLM18BD182SN1D	L1690602		1-	A	B1
FB1040	FERRITE BEADS				BLM18PG221SN1D	L9190181		1-	A	B1
FB1041	FERRITE BEADS				BLM18BD182SN1D	L1690602		1-	A	B1
FB1042	FERRITE BEADS				BLM18BD182SN1D	L1690602		1-	A	B1
FB1043	FERRITE BEADS				BLM18BD182SN1D	L1690602		1-	B	a2
FB1044	FERRITE BEADS				BLM18BD182SN1D	L1690602		1-	B	a2
FB1045	FERRITE BEADS				BLM18BD182SN1D	L1690602		1-	B	a2
FB1046	FERRITE BEADS				BLM18BD182SN1D	L1690602		1-	B	a2
FB1047	FERRITE BEADS				BLM18BD182SN1D	L1690602		1-	B	a2
FB1048	FERRITE BEADS				BLM18BD601SN1D	L9190143		1-	A	A5
FB1049	FERRITE BEADS				BLM18BD601SN1D	L9190143		1-	A	A5

MAIN Unit Parts List

REF	DESCRIPTION	VALUE	V/W	TOL.	MFR'S DESIG	YAESU P/N	VERS.	LOT	SIDE	LAY ADR
FB1050	FERRITE BEADS				BLM18AG601SN1D	L9190111		1-	A	A5
FB1051	FERRITE BEADS				BLM18PG221SN1D	L9190181		1-	A	A5
FB1052	FERRITE BEADS				BLM18BD182SN1D	L1690602		1-	A	A5
FB1053	FERRITE BEADS				BLM18PG221SN1D	L9190181		1-	A	A4
FB1053	FERRITE BEADS				BLM18KG260TN1D	L9190216		11-	A	A4
J 1001	CONNECTOR				U.FL-R-SMT(10)	P1091155		1-	A	E3
J 1002	CONNECTOR				U.FL-R-SMT(10)	P1091155		1-	A	C1
J 1003	CONNECTOR				SUB-110HB-B2N	P0091610		1-	A	F3
J 1004	CONNECTOR				12FHJ-SM1-TB(LF)(SN)	P1091574		1-	A	B5
J 1007	CONNECTOR				LNB0508BC-8-05A	P1091596		1-	A	F4
J 1008	CONNECTOR				30FLT-SM2-TB(LF)(SN)(M)	P1091142		1-	A	C1
J 1009	CONNECTOR				LNB0508BC-6-05A	P1091598		1-	A	F4
J 1010	TERMINAL				TH-1.6-6.0-M2	S5000410		1-	A	C4
J 1011	TERMINAL				TH-1.6-6.0-M2	S5000410		1-	A	C5
J 1012	TERMINAL				TH-1.6-6.0-M2	S5000410		1-	A	A4
J 1013	TERMINAL				TH-1.6-6.0-M2	S5000410		1-	A	A5
J 1014	CONNECTOR				AXK6S30647YG	P0091612		1-	A	B5
J 1015	CONNECTOR				MJV0808KX06	P1091355		1-	A	A1
J 1016	CONNECTOR				TSH-3563-12-PBT-T	P1091559		1-	A	F2
J 1017	CONNECTOR				YKB21-5295V	P1091443		1-	A	F2
J 1018	CONNECTOR				MJV0606KX06-H	P1091386		1-	A	A5
J 1019	CONNECTOR				SC25-02WS	P0090621		1-	A	E2
J 1020	CONNECTOR				YKB21-5296N	P1091233		1-	A	F2
J 1021	CONNECTOR				U.FL-R-SMT(10)	P1091155		1-	B	e3
J 1022	CONNECTOR				U.FL-R-SMT(10)	P1091155		1-	B	d1
JP1004	CHIP RES.	0	1/16W	5%	RMC1/16 000JATP	J24185000		4-	A	C5
JP1005	CHIP RES.	0	1/16W	5%	RMC1/16 000JATP	J24185000		4-	A	C5
L 1001	M.RFC	1000uH			LLM3225-102J	L1691157		1-	A	E3
L 1004	CHIP COIL	0.15uH		2%	C2520C-R15G-RA	L1691296		1-	A	C1
L 1005	CHIP COIL	0.15uH		2%	C2520C-R15G-RA	L1691296		1-	A	C1
L 1006	CHIP COIL	47uH			LQH32MN470K23L	L1690095		1-	A	D1
L 1007	CHIP COIL	10uH		5%	NLV25T-100J-PF	L1691436		1-	A	D1
L 1008	CHIP COIL	0.18uH		2%	C2520C-R18G-RA	L1691297		1-	A	E2
L 1009	CHIP COIL	0.22uH		2%	C2520C-R22G-RA	L1691298		1-	A	E2
L 1010	CHIP COIL	0.18uH		2%	C2520C-R18G-RA	L1691297		1-	A	E2
L 1011	M.RFC	1000uH			LLM3225-102J	L1691157		1-	A	E2
L 1012	M.RFC	3.9uH			LLM3225-3R9J	L1691128		1-	A	E2
L 1013	M.RFC	3.3uH			LLM3225-3R3J	L1691127		1-	A	E2
L 1014	CHIP COIL	100uH		5%	NLV25T-101J-PF	L1691779		1-	B	b2
L 1015	M.RFC	3.3uH			LLM3225-3R3J	L1691127		1-	A	E2
L 1016	M.RFC	6.8uH			LLM3225-6R8J	L1691131		1-	A	E2
L 1017	M.RFC	8.2uH			LLM3225-8R2J	L1691132		1-	A	E2
L 1018	M.RFC	6.8uH			LLM3225-6R8J	L1691131		1-	A	E1
L 1019	M.RFC	3.9uH			LLM3225-3R9J	L1691128		1-	A	E2
L 1020	CHIP COIL	100uH		5%	NLV25T-101J-PF	L1691779		1-	A	E3
L 1021	M.RFC	10uH			LLM3225-100J	L1691133		1-	A	E3
L 1022	CHIP COIL	100uH		5%	NLV25T-101J-PF	L1691779		1-	A	E1
L 1023	CHIP COIL	0.82uH		2%	C2520C-R82G-RA	L1691307		1-	A	D2
L 1024	CHIP COIL	0.22uH		2%	C2520C-R22G-RA	L1691298		4-6	A	E2
L 1025	CHIP COIL	0.33uH		2%	C2520C-R33G-RA	L1691300		1-	A	D2
L 1026	CHIP COIL	0.082uH		2%	C2520C-82NG-RA	L1691293		1-	A	D2
L 1028	CHIP COIL	100uH		5%	NLV25T-101J-PF	L1691779		1-	B	c2
L 1029	CHIP COIL	100uH		5%	NLV25T-101J-PF	L1691779		1-	A	D1
L 1030	M.RFC	1.2uH			LLM3225-1R2J	L1691122		1-	A	D3
L 1031	M.RFC	3.3uH			LLM3225-3R3J	L1691127		1-	A	D3
L 1032	M.RFC	1.2uH			LLM3225-1R2J	L1691122		1-	A	D3
L 1033	CHIP COIL	1uH		2%	C2520C-1R0G-RA	L1691309		1-	A	D2
L 1034	CHIP COIL	1uH		2%	C2520C-1R0G-RA	L1691309		1-	A	D2
L 1035	CHIP COIL	0.27uH		2%	C2520C-R27G-RA	L1691299		1-	A	D2
L 1036	CHIP COIL	1uH		2%	C2520C-1R0G-RA	L1691309		1-	A	D2
L 1037	CHIP COIL	1uH		2%	C2520C-1R0G-RA	L1691309		1-	A	D2
L 1038	CHIP COIL	0.47uH		2%	C2520C-R47G-RA	L1691302		1-	A	D2
L 1039	CHIP COIL	0.1uH		2%	C2520C-R10G-RA	L1691294		1-	A	D2
L 1040	CHIP COIL	0.039uH		2%	C2520C-39NG-RA	L1691289		1-	A	D2
L 1041	CHIP COIL	0.47uH		2%	C2520C-R47G-RA	L1691302		1-	A	D2
L 1042	CHIP COIL	100uH		5%	NLV25T-101J-PF	L1691779		1-	B	b1
L 1043	M.RFC	10uH			LLM3225-100J	L1691133		1-	A	D3
L 1045	CHIP COIL	100uH		5%	NLV25T-101J-PF	L1691779		1-	B	c2
L 1046	CHIP COIL	0.82uH		2%	C2520C-R82G-RA	L1691307		1-	A	D2
L 1047	CHIP COIL	0.33uH		2%	C2520C-R33G-RA	L1691300		1-	A	D2
L 1048	CHIP COIL	0.082uH		2%	C2520C-82NG-RA	L1691293		1-	A	D2
L 1049	CHIP COIL	100uH		5%	NLV25T-101J-PF	L1691779		1-	B	c1
L 1050	CHIP COIL	0.47uH		2%	C2520C-R47G-RA	L1691302		1-	B	c2
L 1050	CHIP COIL	0.22uH		2%	C2520C-R22G-RA	L1691298		7-	B	c2
L 1051	M.RFC	0.1uH		2%	0805CS-101XGLC	L1691634		1-	A	C1

MAIN Unit Parts List

REF	DESCRIPTION	VALUE	V/W	TOL.	MFR'S DESIG	YAESU P/N	VERS.	LOT	SIDE	LAY ADR
L 1052	CHIP COIL	100uH		5%	NLV25T-101J-PF	L1691779		1-	A	E1
L 1053	M.RFC	0.068uH		2%	0805CS-680XGLC	L1691632		1-	A	C2
L 1057	M.RFC	0.082uH		2%	0805CS-820XGLC	L1691633		1-	B	c2
L 1058	M.RFC	0.068uH		2%	0805CS-680XGLC	L1691632		1-	A	C2
L 1059	M.RFC	0.68uH			LK1608 R68K-T	L1690416		1-	A	C2
L 1060	M.RFC	1uH			LK1608 1R0K-T	L1690687		1-	A	C2
L 1061	M.RFC	0.12uH		2%	0805CS-121XGLC	L1691635		1-	A	C2
L 1062	M.RFC	0.12uH		2%	0805CS-121XGLC	L1691635		1-	A	C2
L 1063	M.RFC	4.7uH		5%	0805LS-472XJLC	L1691464		1-	A	C2
L 1064	CHIP COIL	2.2uH			CDRH5D28RHPNP-2R2NC	L1691819		1-10		
L 1065	M.RFC	0.12uH		2%	0805CS-121XGLC	L1691635		1-	A	C1
L 1066	M.RFC	0.12uH		2%	0805CS-121XGLC	L1691635		1-	A	C1
L 1067	CHIP COIL	0.27uH		2%	C2520C-R27G-RA	L1691299		1-	A	C2
L 1068	CHIP COIL	0.56uH		2%	C2520C-R56G-RA	L1691303		1-	A	C2
L 1069	M.RFC	0.22uH		2%	C2012C-R22G-RA	L1690780		1-	B	d3
L 1070	CHIP COIL	0.27uH		2%	C2520C-R27G-RA	L1691299		1-	A	B1
L 1071	CHIP COIL	0.56uH		2%	C2520C-R56G-RA	L1691303		1-	A	B2
L 1072	M.RFC	2.2uH			LK1608 2R2K-T	L1690634		1-	B	e1
L 1073	M.RFC	2.2uH			LK1608 2R2K-T	L1690634		1-	B	d1
L 1074	M.RFC	1uH			LK1608 1R0K-T	L1690687		1-	B	d2
L 1075	M.RFC	330uH			LLM3225-331J	L1691151		1-	B	e3
L 1076	M.RFC	0.27uH		2%	0805CS-271XGLC	L1691639		1-	B	e2
L 1077	M.RFC	0.12uH		2%	C2012C-R12G-RA	L1690777		1-	B	e1
L 1078	CHIP COIL	100uH			LQH31MN101J03L	L1691013		1-6		
L 1079	M.RFC	56uH			LLM3225-560J	L1691142		1-	B	d3
L 1080	M.RFC	1uH			LK1608 1R0K-T	L1690687		1-	B	d3
L 1081	M.RFC	1uH			LK1608 1R0K-T	L1690687		1-	B	d3
L 1082	M.RFC	68uH			LLM3225-680J	L1691143		1-	B	d3
L 1083	M.RFC	56uH			LLM3225-560J	L1691142		1-	B	d3
L 1085	CHIP COIL	100uH		5%	NLV25T-101J-PF	L1691779		1-	B	b2
L 1087	CHIP COIL	100uH		5%	NLV25T-101J-PF	L1691779		1-	A	D1
L 1088	CHIP COIL	100uH			LQH31MN101J03L	L1691013		1-	B	e3
Q 1001	IC				NJM2902V-TE1	G1091679		1-	B	c1
Q 1002	TRANSISTOR				2SC4081 T106 R	G3340818R		1-	B	a2
Q 1003	TRANSISTOR				2SA1576A T106 R	G3115768R		1-	A	E3
Q 1004	FET				RTM002P02(TAPE)	G3070347		1-6		
Q 1005	TRANSISTOR				DTC114EUA T106	G3070084		1-	A	E3
Q 1006	TRANSISTOR				2SC4081 T106 R	G3340818R		1-10		
Q 1007	IC				SN74LVC2G08DCTR	G1094341		1-	A	B5
Q 1008	TRANSISTOR				2SC4081 T106 R	G3340818R		1-	B	a2
Q 1009	FET				BF2040W	G4070022		1-	A	D1
Q 1010	IC				NJM2902V-TE1	G1091679		1-	B	b1
Q 1011	IC				UPC2709TB-E3	G1095238		1-	A	D1
Q 1012	TRANSISTOR				2SB1182-TLQ	G3070063		1-	A	E3
Q 1013	TRANSISTOR				DTC114EUA T106	G3070084		1-	A	E3
Q 1014	TRANSISTOR				2SA1576A T106 R	G3115768R		1-6	B	a3
Q 1014	TRANSISTOR				UMH11N TN	G3070212		11-	B	a3
Q 1015	IC				CP2105-F01-GMR	G1094981		1-	B	a3
Q 1016	TRANSISTOR				DTC143ZE TL	G3070102		1-	B	b1
Q 1018	TRANSISTOR				2SB1182-TLQ	G3070063		1-	A	E3
Q 1019	TRANSISTOR				DTC114EUA T106	G3070084		1-	A	E3
Q 1020	TRANSISTOR				2SA1576A T106 R	G3115768R		1-6	B	a3
Q 1020	TRANSISTOR				UMH11N TN	G3070212		11-	B	a3
Q 1021	IC				CD4052BPWR	G1093862		1-	B	a3
Q 1022	IC				R5F61653RN50FPV	G1095228		1-	A	C4
Q 1023	TRANSISTOR				UMD3N TR	G3070211		1-	B	b2
Q 1024	TRANSISTOR				2SB624-T2B BV3	G3206247C		1-	B	b2
Q 1025	TRANSISTOR				DTC144EUA T106	G3070041		1-	B	b2
Q 1026	TRANSISTOR				DTC114EUA T106	G3070084		1-	B	c3
Q 1027	TRANSISTOR				DTC114EUA T106	G3070084		1-	B	d4
Q 1028	TRANSISTOR				UMX2N TR	G3070254		1-	A	B5
Q 1029	TRANSISTOR				2SC3356-T2B R24	G3333567D		1-	A	D1
Q 1030	TRANSISTOR				DTC114EUA T106	G3070084		1-	B	c3
Q 1031	TRANSISTOR				DTC114EUA T106	G3070084		1-	B	c3
Q 1032	TRANSISTOR				DTC114EUA T106	G3070084		1-	B	c3
Q 1033	TRANSISTOR				DTC114EUA T106	G3070084		1-	B	d4
Q 1034	IC				SN74HCT04PWR	G1094484		1-	A	B5
Q 1035	TRANSISTOR				DTC114EUA T106	G3070084		1-	B	c3
Q 1036	TRANSISTOR				DTC114EUA T106	G3070084		1-	B	d4
Q 1037	IC				CD74HC238PWR	G1094275		1-	B	c5
Q 1038	TRANSISTOR				UMD3N TR	G3070211		1-	B	b1
Q 1039	TRANSISTOR				UMD3N TR	G3070211		1-	B	b1
Q 1040	IC				CD74HC238PWR	G1094275		1-	B	c5
Q 1041	IC				MB85RS256APNF-G-JNERE1	G1094985		1-	B	d5
Q 1042	IC				PE4259-63/TR	G1095102		1-	A	C2

MAIN Unit Parts List

REF	DESCRIPTION	VALUE	V/W	TOL.	MFR'S DESIG	YAESU P/N	VERS.	LOT	SIDE	LAY ADR
Q 1043	IC				TC7SH08FU(TE85L.JF)	G1094736		1-10		
Q 1044	IC				BA05FP-BZE2	G1093209		1-	A	B4
Q 1045	TRANSISTOR				2SC4081 T106	G3340818		1-10		
Q 1046	IC				CD74HC238PWR	G1094275		1-	B	c5
Q 1047	IC				SMA5101-TL-H	G1095075		1-	A	A2
Q 1048	TRANSISTOR				2SC4081 T106 R	G3340818R		1-	B	c1
Q 1049	IC				TPS650061RUKR	G1095070		1-10		
Q 1050	TRANSISTOR				2SC4081 T106	G3340818		1-10		
Q 1051	TRANSISTOR				2SA1576A T106 R	G3115768R		1-	A	D4
Q 1052	TRANSISTOR				2SA1576A T106 R	G3115768R		1-	A	D4
Q 1053	TRANSISTOR				2SC4081 T106 R	G3340818R		1-	A	D4
Q 1054	TRANSISTOR				2SC4081 T106 R	G3340818R		1-	A	D4
Q 1055	IC				UPC2709TB-E3	G1095238		1-	A	C2
Q 1056	TRANSISTOR				2SC4081 T106 R	G3340818R		1-	B	c1
Q 1057	TRANSISTOR				DTC144EUA T106	G3070041		1-	B	c1
Q 1058	IC				TPS3805H33DCKR	G1095072		1-10		
Q 1059	IC				BA033CC0FP-BZE2	G1094077		1-	A	C5
Q 1060	IC				PST8245UR	G1095216		1-	A	D3
Q 1064	IC				PE4259-63/TR	G1095102		1-	A	C2
Q 1065	TRANSISTOR				2SC4081 T106 R	G3340818R		1-	B	c2
Q 1066	IC				TC4W53FU(TE12L_F)	G1091675		1-	B	b1
Q 1067	TRANSISTOR				DTC144EUA T106	G3070041		1-	B	c1
Q 1068	IC				LM2904PWR	G1094010		1-	B	c2
Q 1069	IC				PE4259-63/TR	G1095102		1-	A	C2
Q 1070	TRANSISTOR				2SC4215Y(TE85R.F)	G3342157Y		1-	B	d3
Q 1071	IC				HD74LV2G74A(TAPE)	G1093788		1-	B	c4
Q 1072	IC				BA033CC0FP-BZE2	G1094077		1-	A	D3
Q 1073	IC				PE4259-63/TR	G1095102		1-	A	B2
Q 1074	IC				TC7SH86FU.LJ(CT	G1094078		1-	B	d4
Q 1075	IC				TA75S01F(TE85R.F)	G1091593		1-	A	D4
Q 1076	IC				BU2505FV-E2	G1093714		1-	B	c3
Q 1077	IC				SN74HCT04PWR	G1094484		1-	B	c4
Q 1078	TRANSISTOR				DTA114EUA T106	G3070083		1-	B	e1
Q 1079	FET				BF2040W	G4070022		1-	A	B2
Q 1080	TRANSISTOR				2SA1576A T106 R	G3115768R		1-	B	e1
Q 1081	IC				TA75S01F(TE85R.F)	G1091593		1-	B	d3
Q 1082	IC				BU2152FS(TAPE)	G1093942		1-	B	c3
Q 1083	IC				BA05FP-BZE2	G1093209		1-	A	D4
Q 1084	TRANSISTOR				2SC4081 T106 R	G3340818R		1-	B	e1
Q 1085	TRANSISTOR				2SC4081 T106 R	G3340818R		1-	B	e2
Q 1086	IC				TC4W53FU(TE12L_F)	G1091675		1-	B	b1
Q 1087	TRANSISTOR				2SC4215Y(TE85R.F)	G3342157Y		1-	B	d2
Q 1088	TRANSISTOR				2SC4081 T106 R	G3340818R		1-	B	c4
Q 1089	IC				PE4259-63/TR	G1095102		1-	A	B2
Q 1090	IC				NJM2594V-TE1	G1093750		1-	B	e3
Q 1091	TRANSISTOR				2SC4215Y(TE85R.F)	G3342157Y		1-	B	d2
Q 1092	IC				NJM2172V-TE1	G1095083		1-	A	D5
Q 1093	IC				CD74HCT4053PWR	G1094273		1-	B	c4
Q 1094	IC				NJM2591V-TE1	G1094024		1-	B	d2
Q 1096	IC				TC4W53FU(TE12L_F)	G1091675		1-	B	d4
Q 1097	IC				LM2904PWR	G1094010		1-	B	c4
Q 1098	IC				CD74HCT4053PWR	G1094273		1-	A	E5
Q 1099	IC				TC4W53FU(TE12L_F)	G1091675		1-	B	c4
Q 1100	FET				3SK294(TE85L)	G4802948A		1-	A	C1
Q 1101	FET				3SK294(TE85L)	G4802948A		1-	A	C1
Q 1102	FET				3SK294(TE85L)	G4802948A		1-	A	C1
Q 1103	IC				LM2902PWR	G1094009		1-	B	d1
Q 1104	FET				3SK294(TE85L)	G4802948A		1-	A	C2
Q 1105	IC				AD9834BRUZ-REEL7	G1094297		1-	B	d3
Q 1106	TRANSISTOR				2SC4215Y(TE85R.F)	G3342157Y		1-	B	e1
Q 1107	TRANSISTOR				2SA1576A T106 R	G3115768R		1-	B	e1
Q 1108	TRANSISTOR				2SC4081 T106 R	G3340818R		1-	B	d4
Q 1109	IC				BU2502FS-E2	G1094524		1-	A	E4
Q 1110	IC				TC4W53FU(TE12L_F)	G1091675		1-	A	E5
Q 1111	IC				LM2902PWR	G1094009		1-	A	D5
Q 1112	IC				CD74HCT4053PWR	G1094273		1-	B	a4
Q 1113	IC				TA75S01F(TE85R.F)	G1091593		1-	B	d1
Q 1114	TRANSISTOR				2SD2211 T100 QR	G3422117Q		1-	A	E4
Q 1115	TRANSISTOR				2SC4215Y(TE85R.F)	G3342157Y		1-	B	e3
Q 1116	TRANSISTOR				2SC4215Y(TE85R.F)	G3342157Y		1-	B	d3
Q 1117	TRANSISTOR				DTC114EUA T106	G3070084		1-	B	d3
Q 1118	TRANSISTOR				DTC114EUA T106	G3070084		1-	B	d3
Q 1119	TRANSISTOR				2SC4081 T106 R	G3340818R		1-	B	e2
Q 1120	IC				LA4425A-E	G1092241		1-	A	E1
Q 1121	TRANSISTOR				2SD1628-TD-E	G3416288		1-	A	E1

MAIN Unit Parts List

REF	DESCRIPTION	VALUE	V/W	TOL.	MFR'S DESIG	YAESU P/N	VERS.	LOT	SIDE	LAY ADR
Q 1122	TRANSISTOR				2SC4116GR(TE85L.F)	G3341168G		1-	A	B1
Q 1123	IC				NJM2594V-TE1	G1093750		1-	B	e3
Q 1124	TRANSISTOR				2SA1576A T106 R	G3115768R		1-	B	a1
Q 1125	IC				LM2902PWR	G1094009		1-	A	E5
Q 1126	TRANSISTOR				2SC4081 T106 R	G3340818R		1-	B	a2
Q 1128	IC				BA05FP-BZE2	G1093209		1-	B	e1
Q 1130	TRANSISTOR				DTC114EUA T106	G3070084		1-	B	a2
Q 1131	TRANSISTOR				2SC4081 T106 R	G3340818R		1-	B	a2
Q 1133	TRANSISTOR				DTC114EUA T106	G3070084		1-	B	a1
Q 1143	IC				LM2904PWR	G1094010		1-	A	E4
Q 1149	IC				CD4066BPWR	G1093865		1-	B	c3
Q 1160	IC				NJM2737V(TAPE)	G1094292		1-	B	e4
Q 1160	IC				NJM2732V-TE1	G1095466		13-	B	e4
Q 1161	IC				NJM2737V(TAPE)	G1094292		1-	B	e4
Q 1161	IC				NJM2732V-TE1	G1095466		13-	B	e4
Q 1162	IC				NJM2902V-TE1	G1091679		1-	B	d4
Q 1163	IC				LM2904PWR	G1094010		1-	A	B1
Q 1200	IC				NJM2902V-TE1	G1091679		1-	B	d4
Q 1201	IC				LM2904PWR	G1094010		1-	B	b4
Q 1202	IC				SN74LVC2G04DBVR	G1094061		1-	B	c5
Q 1203	TRANSISTOR				2SC3356-T2B R24	G3333567D		1-	A	D1
Q 1204	TRANSISTOR				DTC144EUA T106	G3070041		1-	B	d2
Q 1205	POLY SWITCH				NANOSMDC035F(TAPE)	G9090167		1-	B	e1
Q 1206	TRANSISTOR				2SC4215Y(TE85R.F)	G3342157Y		7-	A	B3
Q 1207	FET				2SJ356C-T1-AZ	G3703568		7-	A	D3
Q 1208	TRANSISTOR				DTC144EUA T106	G3070041		7-	A	D3
Q 1209	TRANSISTOR				DTC144EUA T106	G3070041		7-	A	E3
Q 1210	TRANSISTOR				2SA1576A T106 R	G3115768R		7-	B	b3
Q 1211	TRANSISTOR				2SC4081 T106 R	G3340818R		11-	B	b1
Q 1212	TRANSISTOR				2SC4081 T106 R	G3340818R		11-	B	c1
R 1001	CHIP RES.	1k	1/16W	5%	RMC1/16 102JATP	J24185102		1-	A	E3
R 1002	CHIP RES.	150	1/4W	5%	RMC1/4 151JATP	J24245151		1-	A	E2
R 1003	CHIP RES.	68	1/10W	5%	RMC1/10T 680J	J24205680		1-	A	E2
R 1004	CHIP RES.	100k	1/16W	5%	RMC1/16 104JATP	J24185104		1-	B	a3
R 1005	CHIP RES.	680	1/16W	5%	RMC1/16 681JATP	J24185681		1-	A	D1
R 1006	CHIP RES.	1k	1/16W	5%	RMC1/16 102JATP	J24185102		1-10	A	E3
R 1007	CHIP RES.	6.8k	1/16W	5%	RMC1/16 682JATP	J24185682		1-	A	E3
R 1008	CHIP RES.	47k	1/16W	5%	RMC1/16 473JATP	J24185473		1-	A	E3
R 1009	CHIP RES.	47k	1/16W	5%	RMC1/16 473JATP	J24185473		1-10		
R 1010	CHIP RES.	10k	1/16W	5%	RMC1/16 103JATP	J24185103		1-6		
R 1011	CHIP RES.	3.3k	1/16W	5%	RMC1/16 332JATP	J24185332		1-10		
R 1012	CHIP RES.	22	1/16W	5%	RMC1/16 220JATP	J24185220		1-	B	a3
R 1013	CHIP RES.	22	1/16W	5%	RMC1/16 220JATP	J24185220		1-	B	a3
R 1014	CHIP RES.	10k	1/16W	5%	RMC1/16 103JATP	J24185103		1-	B	a2
R 1015	CHIP RES.	22	1/16W	5%	RMC1/16 220JATP	J24185220		1-	B	b2
R 1016	CHIP RES.	100	1/16W	5%	RMC1/16 101JATP	J24185101		1-	B	b3
R 1017	CHIP RES.	33k	1/16W	5%	RMC1/16 333JATP	J24185333		1-	A	D1
R 1019	CHIP RES.	10	1/16W	5%	RMC1/16 100JATP	J24185100		1-	A	D1
R 1020	CHIP RES.	100	1/16W	5%	RMC1/16 101JATP	J24185101		1-	B	b1
R 1021	CHIP CAP.	5pF	50V	CH	GRM1882C1H5R0CA01D	K22174206		6		
R 1022	CHIP RES.	0	1/16W	5%	RMC1/16 000JATP	J24185000		1-	A	D1
R 1024	CHIP RES.	4.7k	1/16W	5%	RMC1/16 472JATP	J24185472		1-	A	E3
R 1026	CHIP RES.	10	1/16W	5%	RMC1/16 100JATP	J24185100		1-	A	D1
R 1026	CHIP RES.	10	1/16W	5%	RMC1/16S 100JTH	J24189001		11-	A	D1
R 1027	CHIP RES.	330	1/4W	5%	RMC1/4 331JATP	J24245331		1-	A	E3
R 1028	CHIP RES.	100	1/16W	5%	RMC1/16 101JATP	J24185101		1-	B	a3
R 1028	CHIP RES.	4.7k	1/16W	5%	RMC1/16S 472JTH	J24189033		11-	B	a3
R 1029	CHIP RES.	1M	1/16W	5%	RMC1/16 105JATP	J24185105		1-	B	a3
R 1030	CHIP RES.	100	1/16W	5%	RMC1/16 101JATP	J24185101		1-10		
R 1031	CHIP RES.	100	1/16W	5%	RMC1/16 101JATP	J24185101		1-	B	a3
R 1031	CHIP RES.	4.7k	1/16W	5%	RMC1/16S 472JTH	J24189033		11-	B	a3
R 1032	CHIP RES.	4.7k	1/16W	5%	RMC1/16 472JATP	J24185472		1-	B	a3
R 1032	CHIP RES.	4.7k	1/16W	5%	RMC1/16S 472JTH	J24189033		7-	B	a3
R 1032	CHIP RES.	4.7k	1/16W	5%	RMC1/16 472JATP	J24185472		11-	B	a3
R 1033	CHIP RES.	100	1/16W	5%	RMC1/16 101JATP	J24185101		1-	B	a3
R 1034	CHIP RES.	100	1/16W	5%	RMC1/16 101JATP	J24185101		1-	B	a3
R 1035	CHIP RES.	100	1/16W	5%	RMC1/16 101JATP	J24185101		1-	B	a3
R 1036	CHIP RES.	10	1/16W	5%	RMC1/16 100JATP	J24185100		1-	A	B5
R 1037	CHIP RES.	10k	1/16W	5%	RMC1/16S 103JTH	J24189037		1-	A	B5
R 1038	CHIP RES.	470k	1/16W	5%	RMC1/16S 474JTH	J24189057		1-	A	B5
R 1039	CHIP RES.	470k	1/16W	5%	RMC1/16S 474JTH	J24189057		1-	A	B5
R 1040	CHIP RES.	4.7k	1/16W	1%	RMC1/16SK472FTH	J24189488		1-	A	C5
R 1041	CHIP RES.	10k	1/16W	5%	RMC1/16S 103JTH	J24189037		1-	A	C5
R 1042	CHIP RES.	470k	1/16W	5%	RMC1/16S 474JTH	J24189057		1-	A	C5
R 1043	CHIP RES.	470k	1/16W	5%	RMC1/16S 474JTH	J24189057		1-	A	C5

MAIN Unit Parts List

REF	DESCRIPTION	VALUE	V/W	TOL.	MFR'S DESIG	YAESU P/N	VERS.	LOT	SIDE	LAY ADR
R 1044	CHIP RES.	470k	1/16W	5%	RMC1/16S 474JTH	J24189057		1-	A	C5
R 1045	CHIP RES.	470k	1/16W	5%	RMC1/16S 474JTH	J24189057		1-	A	C5
R 1046	CHIP RES.	220	1/16W	5%	RMC1/16 221JATP	J24185221		1-	A	E2
R 1047	CHIP RES.	220	1/10W	5%	RMC1/10T 221J	J24205221		1-	A	E2
R 1048	CHIP RES.	220	1/10W	5%	RMC1/10T 221J	J24205221		1-	B	b2
R 1049	CHIP RES.	220	1/16W	5%	RMC1/16 221JATP	J24185221		1-	A	D1
R 1050	CHIP RES.	22k	1/16W	5%	RMC1/16 223JATP	J24185223		1-	B	b1
R 1050	CHIP RES.	10k	1/16W	5%	RMC1/16 103JATP	J24185103		11-	B	b1
R 1051	CHIP RES.	10k	1/16W	5%	RMC1/16 103JATP	J24185103		1-	B	b1
R 1052	CHIP RES.	100k	1/16W	5%	RMC1/16 104JATP	J24185104		1-	A	D1
R 1052	CHIP RES.	150k	1/16W	5%	RMC1/16 154JATP	J24185154		11-	A	D1
R 1053	CHIP RES.	6.8k	1/16W	5%	RMC1/16 682JATP	J24185682		1-	A	D1
R 1055	CHIP RES.	330	1/4W	5%	RMC1/4 331JATP	J24245331		1-	A	E3
R 1056	CHIP RES.	4.7k	1/16W	5%	RMC1/16 472JATP	J24185472		1-	A	E3
R 1057	CHIP RES.	47	1/16W	5%	RMC1/16 470JATP	J24185470		1-	B	b3
R 1058	CHIP RES.	100k	1/16W	5%	RMC1/16 104JATP	J24185104		1-	B	a3
R 1059	CHIP RES.	100	1/16W	5%	RMC1/16 101JATP	J24185101		1-	B	a3
R 1061	CHIP RES.	4.7k	1/16W	5%	RMC1/16S 472JTH	J24189033		1-	A	C5
R 1062	CHIP RES.	4.7k	1/16W	5%	RMC1/16S 472JTH	J24189033		1-	A	C5
R 1063	CHIP RES.	27	1/16W	5%	RMC1/16 270JATP	J24185270		1-	A	E2
R 1064	CHIP RES.	220	1/16W	5%	RMC1/16 221JATP	J24185221		1-	A	E2
R 1065	CHIP RES.	10k	1/16W	5%	RMC1/16 103JATP	J24185103		1-	B	a2
R 1066	CHIP RES.	2.2k	1/16W	5%	RMC1/16 222JATP	J24185222		1-	B	b2
R 1067	CHIP RES.	47	1/16W	5%	RMC1/16 470JATP	J24185470		1-	B	b2
R 1068	CHIP RES.	10k	1/16W	5%	RMC1/16 103JATP	J24185103		1-	B	b2
R 1069	CHIP RES.	220	1/10W	5%	RMC1/10T 221J	J24205221		1-	A	E2
R 1070	CHIP RES.	47	1/16W	5%	RMC1/16 470JATP	J24185470		1-	A	E3
R 1071	CHIP RES.	220	1/10W	5%	RMC1/10T 221J	J24205221		1-	A	E1
R 1072	CHIP RES.	47	1/16W	5%	RMC1/16 470JATP	J24185470		1-	A	E1
R 1075	CHIP RES.	1k	1/16W	5%	RMC1/16 102JATP	J24185102		1-	B	b1
R 1076	CHIP RES.	4.7k	1/16W	5%	RMC1/16S 472JTH	J24189033		1-	A	B4
R 1076	CHIP RES.	10k	1/16W	5%	RMC1/16S 103JTH	J24189037		7-	A	B4
R 1077	CHIP RES.	10k	1/16W	5%	RMC1/16 103JATP	J24185103		1-	A	B5
R 1078	CHIP RES.	10k	1/16W	5%	RMC1/16 103JATP	J24185103		1-	A	B5
R 1079	CHIP RES.	47k	1/16W	5%	RMC1/16 473JATP	J24185473		1-	B	b2
R 1081	CHIP RES.	220	1/10W	5%	RMC1/10T 221J	J24205221		1-	B	c2
R 1082	CHIP RES.	47	1/16W	5%	RMC1/16 470JATP	J24185470		1-	B	c2
R 1083	CHIP RES.	47	1/16W	5%	RMC1/16 470JATP	J24185470		1-	A	D1
R 1084	CHIP RES.	100	1/16W	5%	RMC1/16 101JATP	J24185101		1-	A	D1
R 1085	CHIP RES.	330	1/16W	5%	RMC1/16 331JATP	J24185331		1-	A	D1
R 1086	CHIP RES.	220	1/16W	5%	RMC1/16 221JATP	J24185221		1-	A	E3
R 1087	CHIP RES.	33	1/16W	5%	RMC1/16 330JATP	J24185330		1-	A	E2
R 1088	CHIP RES.	220	1/16W	5%	RMC1/16 221JATP	J24185221		1-	A	D3
R 1089	CHIP RES.	220	1/16W	5%	RMC1/16 221JATP	J24185221		1-	A	E2
R 1090	CHIP RES.	33	1/16W	5%	RMC1/16 330JATP	J24185330		1-	A	E2
R 1091	CHIP RES.	220	1/16W	5%	RMC1/16 221JATP	J24185221		1-	A	D2
R 1092	CHIP RES.	220	1/16W	5%	RMC1/16 221JATP	J24185221		1-	A	E2
R 1093	CHIP RES.	220	1/16W	5%	RMC1/16 221JATP	J24185221		1-	A	E2
R 1094	CHIP RES.	33	1/16W	5%	RMC1/16 330JATP	J24185330		1-	A	E2
R 1095	CHIP RES.	220	1/16W	5%	RMC1/16 221JATP	J24185221		1-	A	D2
R 1096	CHIP RES.	220	1/16W	5%	RMC1/16 221JATP	J24185221		1-	A	D2
R 1097	CHIP RES.	33	1/16W	5%	RMC1/16 330JATP	J24185330		1-	A	E2
R 1098	CHIP RES.	10k	1/16W	5%	RMC1/16S 103JTH	J24189037		1-	A	B4
R 1099	CHIP RES.	10k	1/16W	5%	RMC1/16S 103JTH	J24189037		1-	A	B4
R 1100	CHIP RES.	10k	1/16W	5%	RMC1/16S 103JTH	J24189037		1-	A	B4
R 1101	CHIP RES.	10k	1/16W	5%	RMC1/16S 103JTH	J24189037		1-	A	C4
R 1102	CHIP RES.	0	1/16W	5%	RMC1/16 000JATP	J24185000		1-	A	D1
R 1103	CHIP RES.	1k	1/16W	5%	RMC1/16 102JATP	J24185102		1-	A	D1
R 1104	CHIP RES.	47	1/16W	5%	RMC1/16 470JATP	J24185470		1-	A	D1
R 1105	CHIP RES.	10	1/16W	5%	RMC1/16 100JATP	J24185100		1-	B	c1
R 1106	CHIP RES.	220	1/10W	5%	RMC1/10T 221J	J24205221		1-	B	c1
R 1107	CHIP RES.	47	1/16W	5%	RMC1/16 470JATP	J24185470		1-	B	b1
R 1108	CHIP RES.	1k	1/16W	5%	RMC1/16 102JATP	J24185102		1-	B	c2
R 1110	CHIP RES.	220	1/10W	5%	RMC1/10T 221J	J24205221		1-	B	c2
R 1112	CHIP RES.	4.7k	1/16W	5%	RMC1/16 472JATP	J24185472		1-	B	d5
R 1113	CHIP RES.	47k	1/16W	5%	RMC1/16S 473JTH	J24189045		1-	A	C4
R 1114	CHIP RES.	3.3k	1/16W	5%	RMC1/16S 332JTH	J24189031		1-	A	B4
R 1115	CHIP RES.	100	1/10W	5%	RMC1/10T 101J	J24205101		1-	B	c1
R 1116	CHIP RES.	47	1/16W	5%	RMC1/16 470JATP	J24185470		1-	B	c1
R 1117	CHIP RES.	10k	1/16W	5%	RMC1/16 103JATP	J24185103		1-	B	b1
R 1118	CHIP RES.	47	1/16W	5%	RMC1/16 470JATP	J24185470		1-	B	c2
R 1119	CHIP RES.	0	1/16W	5%	RMC1/16 000JATP	J24185000		1-	A	C2
R 1120	CHIP RES.	47	1/16W	5%	RMC1/16 470JATP	J24185470		1-	B	c1
R 1121	CHIP RES.	33	1/16W	5%	RMC1/16 330JATP	J24185330		1-10		
R 1122	CHIP RES.	6.8	1/2W	5%	RMC1/2 6R8JCTP	J24275689		1-	A	B4

MAIN Unit Parts List

REF	DESCRIPTION	VALUE	V/W	TOL.	MFR'S DESIG	YAESU P/N	VERS.	LOT	SIDE	LAY ADR
R 1123	CHIP RES.	4.7k	1/16W	5%	RMC1/16 472JATP	J24185472		1-	B	d5
R 1124	CHIP RES.	4.7k	1/16W	5%	RMC1/16 472JATP	J24185472		1-	B	d5
R 1125	CHIP RES.	4.7k	1/16W	5%	RMC1/16 472JATP	J24185472		1-	B	d5
R 1126	CHIP RES.	4.7k	1/16W	5%	RMC1/16 472JATP	J24185472		1-	B	d5
R 1127	CHIP RES.	4.7k	1/16W	5%	RMC1/16 472JATP	J24185472		1-	B	d5
R 1128	CHIP RES.	47k	1/16W	5%	RMC1/16S 473JTH	J24189045		1-	A	C4
R 1129	CHIP RES.	47k	1/16W	5%	RMC1/16S 473JTH	J24189045		1-	A	C4
R 1131	CHIP RES.	10k	1/16W	5%	RMC1/16S 103JTH	J24189037		1-	A	B4
R 1132	CHIP RES.	10k	1/16W	5%	RMC1/16S 103JTH	J24189037		1-	A	B4
R 1133	CHIP RES.	47k	1/16W	5%	RMC1/16S 473JTH	J24189045		1-	A	B4
R 1134	CHIP RES.	47k	1/16W	5%	RMC1/16S 473JTH	J24189045		1-	A	B4
R 1135	CHIP RES.	47k	1/16W	5%	RMC1/16S 473JTH	J24189045		1-	A	C5
R 1136	CHIP RES.	47k	1/16W	5%	RMC1/16 473JATP	J24185473		1-	B	b1
R 1137	CHIP RES.	220	1/10W	5%	RMC1/10T 221J	J24205221		1-	A	E1
R 1138	CHIP RES.	220	1/16W	5%	RMC1/16 221JATP	J24185221		1-	A	D1
R 1139	CHIP RES.	68	1/16W	5%	RMC1/16 680JATP	J24185680		1-	A	D1
R 1140	CHIP RES.	10k	1/16W	5%	RMC1/16 103JATP	J24185103		1-	B	c2
R 1141	CHIP RES.	5.6k	1/16W	5%	RMC1/16 562JATP	J24185562		1-	B	c2
R 1142	CHIP RES.	820	1/16W	5%	RMC1/16 821JATP	J24185821		1-	A	C2
R 1143	CHIP RES.	6.8	1/16W	5%	RMC1/16 6R8JATP	J24185689		1-	A	C2
R 1144	CHIP RES.	820	1/16W	5%	RMC1/16 821JATP	J24185821		1-	A	C2
R 1145	CHIP RES.	6.8k	1/16W	1%	RMC1/16 682FTP	J24183682		1-	B	c1
R 1146	CHIP RES.	68k	1/16W	1%	RMC1/16 683FTP	J24183683		1-	B	c1
R 1147	CHIP RES.	22k	1/16W	1%	RMC1/16 223FTP	J24183223		1-	B	d1
R 1148	CHIP RES.	47k	1/16W	1%	RMC1/16 473FTP	J24183473		1-	B	c1
R 1149	CHIP RES.	4.7k	1/16W	1%	RMC1/16 472FTP	J24183472		1-	B	c1
R 1151	CHIP RES.	6.8k	1/16W	1%	RMC1/16 682FTP	J24183682		1-	B	c1
R 1152	CHIP RES.	68k	1/16W	1%	RMC1/16 683FTP	J24183683		1-	B	c1
R 1153	CHIP RES.	22k	1/16W	1%	RMC1/16 223FTP	J24183223		1-	B	c1
R 1154	CHIP RES.	47k	1/16W	1%	RMC1/16 473FTP	J24183473		1-	B	c1
R 1155	CHIP RES.	4.7k	1/16W	1%	RMC1/16 472FTP	J24183472		1-	B	c1
R 1156	CHIP RES.	47k	1/16W	5%	RMC1/16 473JATP	J24185473		1-10		
R 1157	CHIP RES.	100k	1/16W	5%	RMC1/16 104JATP	J24185104		1-10		
R 1158	CHIP RES.	100k	1/16W	5%	RMC1/16S 104JTH	J24189049		1-	A	C5
R 1159	CHIP RES.	47k	1/16W	5%	RMC1/16S 473JTH	J24189045		1-	A	B5
R 1160	CHIP RES.	47k	1/16W	5%	RMC1/16S 473JTH	J24189045		1-	A	B5
R 1161	CHIP RES.	6.8	1/16W	5%	RMC1/16 6R8JATP	J24185689		1-	A	C2
R 1162	CHIP RES.	220	1/16W	5%	RMC1/16 221JATP	J24185221		1-	A	A2
R 1163	CHIP RES.	820	1/16W	5%	RMC1/16 821JATP	J24185821		1-	A	C2
R 1164	CHIP RES.	820	1/16W	5%	RMC1/16 821JATP	J24185821		1-	A	C2
R 1165	CHIP RES.	680	1/16W	5%	RMC1/16 681JATP	J24185681		1-	A	C2
R 1166	CHIP RES.	4.7k	1/16W	5%	RMC1/16 472JATP	J24185472		1-	B	c2
R 1167	CHIP RES.	68k	1/16W	5%	RMC1/16 683JATP	J24185683		1-	B	c1
R 1168	CHIP RES.	220k	1/16W	5%	RMC1/16 224JATP	J24185224		1-	B	c1
R 1169	CHIP RES.	150k	1/16W	5%	RMC1/16 154JATP	J24185154		1-	B	c1
R 1170	CHIP RES.	47k	1/16W	5%	RMC1/16 473JATP	J24185473		1-	B	c1
R 1171	CHIP RES.	330	1/16W	5%	RMC1/16 331JATP	J24185331		1-	B	c1
R 1172	CHIP RES.	220	1/16W	5%	RMC1/16 221JATP	J24185221		1-	B	c1
R 1173	CHIP RES.	10k	1/16W	5%	RMC1/16 103JATP	J24185103		1-	B	c1
R 1175	CHIP RES.	33k	1/16W	5%	RMC1/16 333JATP	J24185333		1-	B	c1
R 1176	CHIP RES.	100k	1/16W	5%	RMC1/16 104JATP	J24185104		1-	B	c1
R 1177	CHIP RES.	0	1/16W	5%	RMC1/16 000JATP	J24185000		1-	B	c1
R 1178	CHIP RES.	470	1/16W	5%	RMC1/16 471JATP	J24185471		1-	B	c1
R 1180	CHIP RES.	47k	1/16W	5%	RMC1/16 473JATP	J24185473		1-10		
R 1181	CHIP RES.	47k	1/16W	5%	RMC1/16 473JATP	J24185473		1-10		
R 1182	CHIP RES.	47k	1/16W	5%	RMC1/16 473JATP	J24185473		1-10		
R 1183	CHIP RES.	470k	1/16W	5%	RMC1/16 474JATP	J24185474		1-10		
R 1184	CHIP RES.	120k	1/16W	5%	RMC1/16 124JATP	J24185124		1-10		
R 1185	CHIP RES.	47k	1/16W	5%	RMC1/16 473JATP	J24185473		1-	A	D4
R 1186	CHIP RES.	47k	1/16W	5%	RMC1/16 473JATP	J24185473		1-	A	D4
R 1187	CHIP RES.	47k	1/16W	5%	RMC1/16 473JATP	J24185473		1-	A	D4
R 1188	CHIP RES.	10k	1/16W	5%	RMC1/16 103JATP	J24185103		1-	A	D4
R 1189	CHIP RES.	10k	1/16W	5%	RMC1/16 103JATP	J24185103		1-	A	C4
R 1190	CHIP RES.	100k	1/16W	5%	RMC1/16 104JATP	J24185104		1-	A	C4
R 1191	CHIP RES.	47k	1/16W	5%	RMC1/16 473JATP	J24185473		1-	A	D4
R 1192	CHIP RES.	10k	1/16W	5%	RMC1/16 103JATP	J24185103		1-	A	D4
R 1193	CHIP RES.	47k	1/16W	5%	RMC1/16 473JATP	J24185473		1-	A	D4
R 1194	CHIP RES.	1k	1/16W	5%	RMC1/16 102JATP	J24185102		1-	A	D3
R 1196	CHIP RES.	100k	1/16W	5%	RMC1/16 104JATP	J24185104		1-	A	C4
R 1197	CHIP RES.	330k	1/16W	5%	RMC1/16 334JATP	J24185334		1-	A	D4
R 1198	CHIP RES.	2.2	1/16W	5%	RMC1/16 2R2JATP	J24185229		1-	A	B2
R 1199	CHIP RES.	2.2	1/16W	5%	RMC1/16 2R2JATP	J24185229		1-	A	B2
R 1200	CHIP RES.	100	1/16W	5%	RMC1/16 101JATP	J24185101		1-	B	e2
R 1201	CHIP RES.	15k	1/16W	5%	RMC1/16 153JATP	J24185153		1-	B	e2
R 1202	CHIP RES.	10k	1/16W	5%	RMC1/16 103JATP	J24185103		1-	B	e2

MAIN Unit Parts List

REF	DESCRIPTION	VALUE	V/W	TOL.	MFR'S DESIG	YAESU P/N	VERS.	LOT	SIDE	LAY ADR
R 1204	CHIP RES.	2.2k	1/16W	5%	RMC1/16 222JATP	J24185222		1-	A	C2
R 1205	CHIP RES.	4.7k	1/16W	5%	RMC1/16 472JATP	J24185472		1-	B	c2
R 1206	CHIP RES.	4.7k	1/16W	5%	RMC1/16 472JATP	J24185472		1-	B	c2
R 1207	CHIP RES.	33k	1/16W	5%	RMC1/16 333JATP	J24185333		1-	A	C2
R 1208	CHIP RES.	18	1/16W	5%	RMC1/16 180JATP	J24185180		1-	A	C2
R 1209	CHIP RES.	47k	1/16W	5%	RMC1/16 473JATP	J24185473		1-	B	c1
R 1210	CHIP RES.	330	1/16W	5%	RMC1/16 331JATP	J24185331		1-	B	c1
R 1211	CHIP RES.	220	1/16W	5%	RMC1/16 221JATP	J24185221		1-	B	c1
R 1211	CHIP RES.	1k	1/16W	5%	RMC1/16 102JATP	J24185102		6-	B	c1
R 1212	CHIP RES.	100k	1/16W	5%	RMC1/16 104JATP	J24185104		1-	B	b1
R 1212	CHIP RES.	220k	1/16W	5%	RMC1/16 224JATP	J24185224		6-	B	b1
R 1213	CHIP RES.	4.7k	1/16W	5%	RMC1/16 472JATP	J24185472		1-	B	c1
R 1214	CHIP RES.	100	1/16W	5%	RMC1/16 101JATP	J24185101		1-	B	b1
R 1215	CHIP RES.	390k	1/16W	5%	RMC1/16 394JATP	J24185394		1-10		
R 1216	CHIP RES.	1M	1/16W	5%	RMC1/16 105JATP	J24185105		1-10		
R 1217	CHIP RES.	270k	1/16W	5%	RMC1/16 274JATP	J24185274		1-10		
R 1218	CHIP RES.	15	1/2W	5%	RMC1/2 150JCTP	J24275150		1-	A	D5
R 1219	CHIP RES.	470k	1/16W	5%	RMC1/16 474JATP	J24185474		1-10		
R 1220	CHIP RES.	470k	1/16W	5%	RMC1/16 474JATP	J24185474		1-10		
R 1221	CHIP RES.	10k	1/16W	1%	RMC1/16 103FTP	J24183103		1-	A	D3
R 1222	CHIP RES.	10k	1/16W	1%	RMC1/16 103FTP	J24183103		1-	A	D3
R 1226	CHIP RES.	51	1/16W	1%	RMC1/16 510FTP	J24183510		1-	A	C1
R 1227	CHIP RES.	51	1/16W	1%	RMC1/16 510FTP	J24183510		1-	A	C1
R 1231	CHIP RES.	5.6k	1/16W	5%	RMC1/16 562JATP	J24185562		1-	B	d2
R 1234	CHIP RES.	10k	1/16W	5%	RMC1/16 103JATP	J24185103		1-	B	d2
R 1235	CHIP RES.	330	1/16W	5%	RMC1/16 331JATP	J24185331		1-	A	C2
R 1236	CHIP RES.	330	1/16W	5%	RMC1/16 331JATP	J24185331		1-	A	C2
R 1237	CHIP RES.	10	1/16W	5%	RMC1/16 100JATP	J24185100		1-	B	c2
R 1238	CHIP RES.	10k	1/16W	5%	RMC1/16 103JATP	J24185103		1-	B	c2
R 1239	CHIP RES.	100	1/16W	5%	RMC1/16 101JATP	J24185101		1-	B	c2
R 1241	CHIP RES.	30k	1/16W	1%	RMC1/16 303FTP	J24183303		1-	B	b1
R 1242	CHIP RES.	10k	1/16W	5%	RMC1/16 103JATP	J24185103		1-	B	c1
R 1243	CHIP RES.	1k	1/16W	5%	RMC1/16 102JATP	J24185102		1-	B	b1
R 1245	CHIP RES.	3.3k	1/16W	5%	RMC1/16 332JATP	J24185332		1-	B	b1
R 1246	CHIP RES.	10k	1/16W	5%	RMC1/16 103JATP	J24185103		1-	B	b1
R 1247	CHIP RES.	0	1/16W	5%	RMC1/16 000JATP	J24185000		1-	B	c1
R 1248	CHIP RES.	470k	1/16W	5%	RMC1/16 474JATP	J24185474		1-	B	b1
R 1249	CHIP RES.	33k	1/16W	5%	RMC1/16 333JATP	J24185333		1-	B	b1
R 1250	CHIP RES.	4.7k	1/16W	5%	RMC1/16 472JATP	J24185472		1-	B	b1
R 1251	CHIP RES.	22k	1/16W	5%	RMC1/16 223JATP	J24185223		1-	B	c1
R 1252	CHIP RES.	5.6k	1/16W	1%	RMC1/16 562FTP	J24183562		1-	B	b1
R 1253	CHIP RES.	100k	1/16W	5%	RMC1/16 104JATP	J24185104		1-10		
R 1254	CHIP RES.	10k	1/16W	5%	RMC1/16 103JATP	J24185103		1-	B	d2
R 1256	CHIP RES.	1k	1/16W	5%	RMC1/16 102JATP	J24185102		1-	B	d2
R 1257	CHIP RES.	10k	1/16W	5%	RMC1/16 103JATP	J24185103		1-	B	d1
R 1258	CHIP RES.	33k	1/16W	5%	RMC1/16 333JATP	J24185333		1-	B	d1
R 1259	CHIP RES.	47	1/16W	5%	RMC1/16 470JATP	J24185470		1-	B	d1
R 1260	CHIP RES.	10	1/16W	5%	RMC1/16 100JATP	J24185100		1-	B	d3
R 1261	CHIP RES.	100k	1/16W	5%	RMC1/16 104JATP	J24185104		1-	B	d1
R 1263	CHIP RES.	33	1/16W	5%	RMC1/16 330JATP	J24185330		1-	B	d3
R 1264	CHIP RES.	15	1/16W	5%	RMC1/16 150JATP	J24185150		1-	B	d3
R 1265	CHIP RES.	220	1/16W	5%	RMC1/16 221JATP	J24185221		1-	B	d3
R 1266	CHIP RES.	100	1/16W	5%	RMC1/16 101JATP	J24185101		1-	B	d3
R 1267	CHIP RES.	470	1/16W	5%	RMC1/16 471JATP	J24185471		1-	B	d3
R 1268	CHIP RES.	47k	1/16W	5%	RMC1/16 473JATP	J24185473		1-	B	d3
R 1269	CHIP RES.	100k	1/16W	1%	RMC1/16 104FTP	J24183104		1-	B	b1
R 1270	CHIP RES.	4.7k	1/16W	1%	RMC1/16 472FTP	J24183472		1-	B	b1
R 1271	CHIP RES.	10	1/16W	5%	RMC1/16 100JATP	J24185100		1-	B	c4
R 1272	CHIP RES.	100k	1/16W	1%	RMC1/16 104FTP	J24183104		1-	B	b1
R 1273	CHIP RES.	4.7k	1/16W	1%	RMC1/16 472FTP	J24183472		1-	B	b1
R 1274	CHIP RES.	4.7k	1/16W	1%	RMC1/16 472FTP	J24183472		1-	B	b1
R 1275	CHIP RES.	470k	1/16W	5%	RMC1/16 474JATP	J24185474		1-	A	D5
R 1276	CHIP RES.	30k	1/16W	1%	RMC1/16 303FTP	J24183303		1-	A	D4
R 1277	CHIP RES.	30k	1/16W	1%	RMC1/16 303FTP	J24183303		1-	A	D4
R 1278	CHIP RES.	30k	1/16W	1%	RMC1/16 303FTP	J24183303		1-	A	D4
R 1279	CHIP RES.	10	1/16W	5%	RMC1/16 100JATP	J24185100		1-	B	c3
R 1280	CHIP RES.	10	1/16W	5%	RMC1/16 100JATP	J24185100		1-	B	c3
R 1281	CHIP RES.	1k	1/16W	5%	RMC1/16 102JATP	J24185102		1-	B	d2
R 1282	CHIP RES.	1k	1/16W	5%	RMC1/16 102JATP	J24185102		1-	B	d2
R 1283	CHIP RES.	47k	1/16W	5%	RMC1/16 473JATP	J24185473		1-	B	e1
R 1284	CHIP RES.	470	1/16W	5%	RMC1/16S 471JTH	J24189021		1-	A	B1
R 1285	CHIP RES.	100k	1/16W	5%	RMC1/16 104JATP	J24185104		1-	B	d2
R 1286	CHIP RES.	22k	1/16W	5%	RMC1/16 223JATP	J24185223		1-	B	d1
R 1288	CHIP RES.	100k	1/16W	5%	RMC1/16 104JATP	J24185104		1-	B	d1
R 1289	CHIP RES.	2.2k	1/16W	5%	RMC1/16 222JATP	J24185222		1-	B	d1

MAIN Unit Parts List

REF	DESCRIPTION	VALUE	V/W	TOL.	MFR'S DESIG	YAESU P/N	VERS.	LOT	SIDE	LAY ADR
R 1290	CHIP RES.	10k	1/16W	5%	RMC1/16 103JATP	J24185103		1-	B	d1
R 1291	CHIP RES.	1k	1/16W	5%	RMC1/16 102JATP	J24185102		1-	B	d1
R 1292	CHIP RES.	39k	1/16W	5%	RMC1/16 393JATP	J24185393		1-	B	d2
R 1293	CHIP RES.	10k	1/16W	5%	RMC1/16 103JATP	J24185103		1-	B	d3
R 1294	CHIP RES.	1k	1/16W	5%	RMC1/16 102JATP	J24185102		1-	B	d3
R 1295	CHIP RES.	22k	1/16W	1%	RMC1/16 223FTP	J24183223		1-	B	d3
R 1296	CHIP RES.	10k	1/16W	5%	RMC1/16 103JATP	J24185103		1-	B	c4
R 1297	CHIP RES.	10k	1/16W	5%	RMC1/16 103JATP	J24185103		1-	B	d4
R 1298	CHIP RES.	4.7k	1/16W	5%	RMC1/16 472JATP	J24185472		1-	B	d4
R 1299	CHIP RES.	1k	1/16W	5%	RMC1/16 102JATP	J24185102		1-	A	E5
R 1300	CHIP RES.	10k	1/16W	5%	RMC1/16 103JATP	J24185103		1-	A	E5
R 1301	CHIP RES.	10k	1/16W	5%	RMC1/16 103JATP	J24185103		1-	B	c4
R 1302	CHIP RES.	10k	1/16W	5%	RMC1/16 103JATP	J24185103		1-	A	D5
R 1303	CHIP RES.	47	1/16W	5%	RMC1/16 470JATP	J24185470		1-	A	D5
R 1304	CHIP RES.	2.2k	1/16W	5%	RMC1/16 222JATP	J24185222		1-	B	c4
R 1305	CHIP RES.	820k	1/16W	5%	RMC1/16 824JATP	J24185824		1-	A	D4
R 1306	CHIP RES.	100k	1/16W	5%	RMC1/16 104JATP	J24185104		1-	A	D5
R 1307	CHIP RES.	10	1/16W	5%	RMC1/16 100JATP	J24185100		1-	B	c4
R 1308	CHIP RES.	10k	1/16W	5%	RMC1/16 103JATP	J24185103		1-	A	D5
R 1309	CHIP RES.	470	1/16W	5%	RMC1/16 471JATP	J24185471		1-	B	c4
R 1310	CHIP RES.	470	1/16W	5%	RMC1/16 471JATP	J24185471		1-	B	c4
R 1311	CHIP RES.	470	1/16W	5%	RMC1/16 471JATP	J24185471		1-	B	c4
R 1312	CHIP RES.	470	1/16W	5%	RMC1/16 471JATP	J24185471		1-	B	c4
R 1313	CHIP RES.	470	1/16W	5%	RMC1/16 471JATP	J24185471		1-	B	c4
R 1314	CHIP RES.	470	1/16W	5%	RMC1/16 471JATP	J24185471		1-	B	c4
R 1315	CHIP RES.	68	1/2W	5%	RMC1/2 680JCTP	J24275680		1-	A	D3
R 1317	CHIP RES.	10	1/16W	5%	RMC1/16 100JATP	J24185100		1-	A	B2
R 1318	CHIP RES.	1.5k	1/16W	5%	RMC1/16 152JATP	J24185152		1-	B	e1
R 1319	CHIP RES.	470	1/16W	5%	RMC1/16 471JATP	J24185471		1-	B	d1
R 1320	CHIP RES.	120k	1/16W	5%	RMC1/16 124JATP	J24185124		1-	A	B2
R 1321	CHIP RES.	100	1/16W	5%	RMC1/16S 101JTH	J24189013		1-	A	B2
R 1322	CHIP RES.	47k	1/16W	5%	RMC1/16 473JATP	J24185473		1-	B	e2
R 1323	CHIP RES.	22k	1/16W	5%	RMC1/16 223JATP	J24185223		1-	B	d1
R 1324	CHIP RES.	10k	1/16W	5%	RMC1/16 103JATP	J24185103		1-	B	e1
R 1325	CHIP RES.	47k	1/16W	5%	RMC1/16 473JATP	J24185473		1-	B	d2
R 1326	CHIP RES.	4.7k	1/16W	5%	RMC1/16 472JATP	J24185472		1-	B	d2
R 1327	CHIP RES.	10k	1/16W	5%	RMC1/16 103JATP	J24185103		1-	B	e1
R 1328	CHIP RES.	4.7k	1/16W	5%	RMC1/16 472JATP	J24185472		1-	B	d2
R 1329	CHIP RES.	100k	1/16W	1%	RMC1/16 104FTP	J24183104		1-	B	d3
R 1330	CHIP RES.	4.7k	1/16W	5%	RMC1/16 472JATP	J24185472		1-	B	d3
R 1331	CHIP RES.	6.8k	1/16W	1%	RMC1/16 682FTP	J24183682		1-	B	d3
R 1332	CHIP RES.	6.8k	1/16W	1%	RMC1/16 682FTP	J24183682		1-	B	d3
R 1333	CHIP RES.	33	1/16W	5%	RMC1/16 330JATP	J24185330		1-	B	d2
R 1334	CHIP RES.	6.8k	1/16W	5%	RMC1/16 682JATP	J24185682		1-	B	d3
R 1335	CHIP RES.	15k	1/16W	5%	RMC1/16 153JATP	J24185153		1-	B	d2
R 1337	CHIP RES.	10k	1/16W	5%	RMC1/16 103JATP	J24185103		1-	B	d4
R 1338	CHIP RES.	10k	1/16W	5%	RMC1/16 103JATP	J24185103		1-	B	d4
R 1339	CHIP RES.	2.2M	1/16W	5%	RMC1/16 225JATP	J24185225		1-	B	d4
R 1340	CHIP RES.	2.2k	1/16W	5%	RMC1/16 222JATP	J24185222		1-	A	E5
R 1341	CHIP RES.	2.2k	1/16W	5%	RMC1/16 222JATP	J24185222		1-	A	E5
R 1342	CHIP RES.	2.2k	1/16W	5%	RMC1/16 222JATP	J24185222		1-	A	E5
R 1343	CHIP RES.	1M	1/16W	5%	RMC1/16 105JATP	J24185105		1-	A	E5
R 1344	CHIP RES.	27k	1/16W	1%	RMC1/16 273FTP	J24183273		1-	B	c4
R 1345	CHIP RES.	2.2k	1/16W	5%	RMC1/16 222JATP	J24185222		1-	A	E5
R 1346	CHIP RES.	27k	1/16W	1%	RMC1/16 273FTP	J24183273		1-	B	c4
R 1347	CHIP RES.	330k	1/16W	5%	RMC1/16 334JATP	J24185334		1-	A	E5
R 1348	CHIP RES.	470k	1/16W	5%	RMC1/16 474JATP	J24185474		1-	A	E5
R 1349	CHIP RES.	470k	1/16W	5%	RMC1/16 474JATP	J24185474		1-	B	c4
R 1350	CHIP RES.	47k	1/16W	5%	RMC1/16 473JATP	J24185473		1-	A	D5
R 1351	CHIP RES.	470k	1/16W	5%	RMC1/16 474JATP	J24185474		1-	B	c4
R 1353	CHIP RES.	470	1/16W	5%	RMC1/16 471JATP	J24185471		1-	B	c4
R 1354	CHIP RES.	2.7k	1/16W	1%	RMC1/16 272FTP	J24183272		1-	A	D5
R 1355	CHIP RES.	10k	1/16W	5%	RMC1/16 103JATP	J24185103		1-	A	D5
R 1356	CHIP RES.	10	1/16W	5%	RMC1/16 100JATP	J24185100		1-	B	c3
R 1357	CHIP RES.	470	1/16W	5%	RMC1/16 471JATP	J24185471		1-	B	c3
R 1358	CHIP RES.	470	1/16W	5%	RMC1/16 471JATP	J24185471		1-	B	c4
R 1359	CHIP RES.	470	1/16W	5%	RMC1/16 471JATP	J24185471		1-	B	c4
R 1360	CHIP RES.	470	1/16W	5%	RMC1/16 471JATP	J24185471		1-	B	c3
R 1361	CHIP RES.	47	1W	5%	RMC1 470JTE	J24305470		1-	A	D3
R 1362	CHIP RES.	10	1/16W	5%	RMC1/16 100JATP	J24185100		1-	A	B2
R 1363	CHIP RES.	1.5k	1/16W	5%	RMC1/16 152JATP	J24185152		1-	A	B2
R 1364	CHIP RES.	22k	1/16W	5%	RMC1/16 223JATP	J24185223		1-	B	d2
R 1365	CHIP RES.	4.7k	1/16W	5%	RMC1/16 472JATP	J24185472		1-	B	d2
R 1366	CHIP RES.	10k	1/16W	5%	RMC1/16 103JATP	J24185103		1-	B	e1
R 1367	CHIP RES.	470	1/16W	5%	RMC1/16 471JATP	J24185471		1-	B	d2

MAIN Unit Parts List

REF	DESCRIPTION	VALUE	V/W	TOL.	MFR'S DESIG	YAESU P/N	VERS.	LOT	SIDE	LAY ADR
R 1368	CHIP RES.	22k	1/16W	5%	RMC1/16 223JATP	J24185223		1-	B	d2
R 1369	CHIP RES.	1k	1/16W	5%	RMC1/16 102JATP	J24185102		1-	B	d2
R 1370	CHIP RES.	1k	1/16W	5%	RMC1/16 102JATP	J24185102		1-	A	C2
R 1371	CHIP RES.	47k	1/16W	5%	RMC1/16 473JATP	J24185473		1-	B	e2
R 1372	CHIP RES.	4.7k	1/16W	5%	RMC1/16 472JATP	J24185472		1-	B	b1
R 1373	CHIP RES.	4.7k	1/16W	5%	RMC1/16 472JATP	J24185472		1-	B	b1
R 1374	CHIP RES.	1.5k	1/16W	5%	RMC1/16 152JATP	J24185152		1-	B	d3
R 1375	CHIP RES.	100	1/16W	5%	RMC1/16 101JATP	J24185101		1-	B	d2
R 1376	CHIP RES.	6.8k	1/16W	5%	RMC1/16 682JATP	J24185682		1-	B	d2
R 1377	CHIP RES.	220k	1/16W	5%	RMC1/16 224JATP	J24185224		1-	B	d4
R 1378	CHIP RES.	220k	1/16W	5%	RMC1/16 224JATP	J24185224		1-	B	d4
R 1379	CHIP RES.	330k	1/16W	5%	RMC1/16 334JATP	J24185334		1-	B	d4
R 1379	CHIP RES.	33k	1/16W	5%	RMC1/16 333JATP	J24185333		6-	B	d4
R 1380	CHIP RES.	10k	1/16W	5%	RMC1/16 103JATP	J24185103		1-	B	d4
R 1381	CHIP RES.	0	1/16W	5%	RMC1/16 000JATP	J24185000		1-	B	d4
R 1382	CHIP RES.	10k	1/16W	5%	RMC1/16 103JATP	J24185103		1-	B	d4
R 1382	CHIP RES.	2.2k	1/16W	5%	RMC1/16 222JATP	J24185222		6-	B	d4
R 1383	CHIP RES.	47k	1/16W	5%	RMC1/16 473JATP	J24185473		1-	A	E5
R 1384	CHIP RES.	10k	1/16W	5%	RMC1/16 103JATP	J24185103		1-	A	E5
R 1385	CHIP RES.	100k	1/16W	5%	RMC1/16 104JATP	J24185104		1-	A	E5
R 1386	CHIP RES.	22k	1/16W	5%	RMC1/16 223JATP	J24185223		1-	A	E5
R 1387	CHIP RES.	10k	1/16W	5%	RMC1/16 103JATP	J24185103		1-	A	E5
R 1388	CHIP RES.	10k	1/16W	5%	RMC1/16 103JATP	J24185103		1-	A	E5
R 1389	CHIP RES.	10k	1/16W	5%	RMC1/16 103JATP	J24185103		1-	A	E5
R 1390	CHIP RES.	27k	1/16W	1%	RMC1/16 273FTP	J24183273		1-	B	c4
R 1391	CHIP RES.	68k	1/16W	5%	RMC1/16 683JATP	J24185683		1-	A	E5
R 1392	CHIP RES.	10k	1/16W	5%	RMC1/16 103JATP	J24185103		1-	A	E5
R 1393	CHIP RES.	150k	1/16W	5%	RMC1/16 154JATP	J24185154		1-	B	c4
R 1394	CHIP RES.	3.3k	1/16W	5%	RMC1/16 332JATP	J24185332		1-	A	E5
R 1395	CHIP RES.	4.7k	1/16W	5%	RMC1/16 472JATP	J24185472		1-	A	E5
R 1396	CHIP RES.	6.8k	1/16W	5%	RMC1/16 682JATP	J24185682		1-	B	c4
R 1397	CHIP RES.	30k	1/16W	1%	RMC1/16 303FTP	J24183303		1-	A	D5
R 1398	CHIP RES.	4.7k	1/16W	5%	RMC1/16 472JATP	J24185472		1-	B	c4
R 1399	CHIP RES.	30k	1/16W	1%	RMC1/16 303FTP	J24183303		1-	A	D5
R 1400	CHIP RES.	30k	1/16W	1%	RMC1/16 303FTP	J24183303		1-	A	D5
R 1401	CHIP RES.	10k	1/16W	5%	RMC1/16 103JATP	J24185103		1-	B	c4
R 1402	CHIP RES.	6.8k	1/16W	5%	RMC1/16 682JATP	J24185682		1-	A	D5
R 1403	CHIP RES.	1M	1/16W	5%	RMC1/16 105JATP	J24185105		1-	A	D5
R 1404	CHIP RES.	3.3k	1/16W	5%	RMC1/16 332JATP	J24185332		1-	A	D5
R 1405	CHIP RES.	470	1/16W	5%	RMC1/16 471JATP	J24185471		1-	B	c3
R 1406	CHIP RES.	10k	1/16W	5%	RMC1/16 103JATP	J24185103		1-	B	d2
R 1407	CHIP RES.	5.6k	1/16W	5%	RMC1/16 562JATP	J24185562		1-	B	d2
R 1408	CHIP RES.	10	1/16W	5%	RMC1/16 100JATP	J24185100		1-	B	e2
R 1409	CHIP RES.	10	1/16W	5%	RMC1/16 100JATP	J24185100		1-	B	e2
R 1411	CHIP RES.	10	1/16W	5%	RMC1/16 100JATP	J24185100		1-	B	e2
R 1413	CHIP RES.	330	1/16W	5%	RMC1/16 331JATP	J24185331		1-	B	e2
R 1414	CHIP RES.	0	1/16W	5%	RMC1/16 000JATP	J24185000		1-	A	B2
R 1415	CHIP RES.	100	1/16W	5%	RMC1/16 101JATP	J24185101		1-	A	B2
R 1416	CHIP RES.	47	1/16W	5%	RMC1/16 470JATP	J24185470		1-	B	e3
R 1417	CHIP RES.	470	1/16W	5%	RMC1/16 471JATP	J24185471		1-	B	e3
R 1418	CHIP RES.	15k	1/16W	5%	RMC1/16 153JATP	J24185153		1-	B	d2
R 1419	CHIP RES.	1.5k	1/16W	5%	RMC1/16 152JATP	J24185152		1-	B	d2
R 1420	CHIP RES.	100	1/16W	5%	RMC1/16 101JATP	J24185101		1-	A	B2
R 1421	CHIP RES.	0	1/16W	5%	RMC1/16 000JATP	J24185000		1-	A	B2
R 1424	CHIP RES.	1M	1/16W	5%	RMC1/16 105JATP	J24185105		1-	B	c4
R 1425	CHIP RES.	3.3k	1/16W	5%	RMC1/16 332JATP	J24185332		1-	B	d4
R 1426	CHIP RES.	47k	1/16W	5%	RMC1/16 473JATP	J24185473		1-	B	d4
R 1427	CHIP RES.	100k	1/16W	5%	RMC1/16 104JATP	J24185104		1-	B	d4
R 1428	CHIP RES.	47	1/16W	5%	RMC1/16 470JATP	J24185470		1-	A	E5
R 1429	CHIP RES.	100k	1/16W	5%	RMC1/16 104JATP	J24185104		1-	A	E5
R 1430	CHIP RES.	33k	1/16W	5%	RMC1/16 333JATP	J24185333		1-	B	c4
R 1431	CHIP RES.	100k	1/16W	5%	RMC1/16 104JATP	J24185104		1-	A	D5
R 1432	CHIP RES.	4.7k	1/16W	5%	RMC1/16 472JATP	J24185472		1-	A	D5
R 1433	CHIP RES.	6.8k	1/16W	5%	RMC1/16 682JATP	J24185682		1-	A	D5
R 1434	CHIP RES.	4.7k	1/16W	5%	RMC1/16 472JATP	J24185472		1-	A	D5
R 1435	CHIP RES.	4.7k	1/16W	5%	RMC1/16 472JATP	J24185472		1-	A	E5
R 1436	CHIP RES.	1M	1/16W	5%	RMC1/16 105JATP	J24185105		1-	A	D5
R 1437	CHIP RES.	47	1/16W	5%	RMC1/16 470JATP	J24185470		1-	A	D5
R 1438	CHIP RES.	6.8k	1/16W	5%	RMC1/16 682JATP	J24185682		1-	A	D5
R 1439	CHIP RES.	10k	1/16W	5%	RMC1/16 103JATP	J24185103		1-	A	D5
R 1440	CHIP RES.	56k	1/16W	5%	RMC1/16 563JATP	J24185563		1-	A	D5
R 1441	CHIP RES.	10	1/16W	5%	RMC1/16 100JATP	J24185100		1-	B	d4
R 1442	CHIP RES.	4.7k	1/16W	1%	RMC1/16 472FTP	J24183472		1-	A	D5
R 1443	CHIP RES.	10k	1/16W	5%	RMC1/16 103JATP	J24185103		1-	A	D5
R 1444	CHIP RES.	33	1/16W	1%	RMC1/16 330FTP	J24183330		1-	A	C2

MAIN Unit Parts List

REF	DESCRIPTION	VALUE	V/W	TOL.	MFR'S DESIG	YAESU P/N	VERS.	LOT	SIDE	LAY ADR
R 1445	CHIP RES.	1k	1/16W	5%	RMC1/16 102JATP	J24185102		1-	A	C2
R 1446	CHIP RES.	100k	1/16W	5%	RMC1/16 104JATP	J24185104		1-	B	c1
R 1447	CHIP RES.	33	1/16W	1%	RMC1/16 330FTP	J24183330		1-	A	C1
R 1448	CHIP RES.	47k	1/16W	5%	RMC1/16 473JATP	J24185473		1-	B	c1
R 1449	CHIP RES.	100k	1/16W	5%	RMC1/16 104JATP	J24185104		1-	B	c1
R 1450	CHIP RES.	330	1/16W	5%	RMC1/16 331JATP	J24185331		1-	B	e2
R 1451	CHIP RES.	100	1/16W	5%	RMC1/16 101JATP	J24185101		1-	B	d2
R 1452	CHIP RES.	2.2k	1/16W	5%	RMC1/16 222JATP	J24185222		1-	B	d2
R 1453	CHIP RES.	330k	1/16W	5%	RMC1/16 334JATP	J24185334		1-	B	e2
R 1456	CHIP RES.	1.5k	1/16W	5%	RMC1/16 152JATP	J24185152		1-	B	d1
R 1457	CHIP RES.	100k	1/16W	5%	RMC1/16 104JATP	J24185104		1-	B	d4
R 1458	CHIP RES.	100k	1/16W	5%	RMC1/16 104JATP	J24185104		1-	B	d3
R 1459	CHIP RES.	470k	1/16W	5%	RMC1/16 474JATP	J24185474		1-	A	E4
R 1460	CHIP RES.	470k	1/16W	5%	RMC1/16 474JATP	J24185474		1-	A	E4
R 1462	CHIP RES.	47	1/16W	5%	RMC1/16 470JATP	J24185470		1-	A	D5
R 1463	CHIP RES.	470k	1/16W	5%	RMC1/16 474JATP	J24185474		1-	A	E4
R 1464	CHIP RES.	470k	1/16W	5%	RMC1/16 474JATP	J24185474		1-	A	E4
R 1465	CHIP RES.	220k	1/16W	5%	RMC1/16 224JATP	J24185224		1-	A	E4
R 1466	CHIP RES.	1k	1/16W	1%	RMC1/16 102FTP	J24183102		1-	A	E4
R 1467	CHIP RES.	1k	1/16W	1%	RMC1/16 102FTP	J24183102		1-	A	E4
R 1468	CHIP RES.	4.7k	1/16W	5%	RMC1/16 472JATP	J24185472		1-	A	D5
R 1469	CHIP RES.	47	1/16W	5%	RMC1/16 470JATP	J24185470		1-	A	E4
R 1470	CHIP RES.	3.3k	1/16W	5%	RMC1/16 332JATP	J24185332		1-	A	D5
R 1471	CHIP RES.	390	1/16W	1%	RMC1/16 391FTP	J24183391		1-	B	c1
R 1473	CHIP RES.	47k	1/16W	5%	RMC1/16 473JATP	J24185473		1-	B	c2
R 1474	CHIP RES.	390	1/16W	1%	RMC1/16 391FTP	J24183391		1-	B	c2
R 1476	CHIP RES.	10	1/4W	5%	RMC1/4 100JATP	J24245100		1-	B	d1
R 1477	CHIP RES.	200	1/16W	1%	RMC1/16 201FTP	J24183201		1-	B	d3
R 1478	CHIP RES.	3.3k	1/16W	5%	RMC1/16 332JATP	J24185332		1-	B	e2
R 1479	CHIP RES.	3.3k	1/16W	5%	RMC1/16 332JATP	J24185332		1-	B	e2
R 1481	CHIP RES.	10k	1/16W	5%	RMC1/16 103JATP	J24185103		1-	B	e2
R 1482	CHIP RES.	6.8k	1/16W	5%	RMC1/16 682JATP	J24185682		1-	B	d3
R 1483	CHIP RES.	470	1/16W	5%	RMC1/16 471JATP	J24185471		1-	B	e1
R 1484	CHIP RES.	47k	1/16W	5%	RMC1/16S 473JTH	J24189045		1-	B	e1
R 1485	CHIP RES.	10k	1/16W	5%	RMC1/16 103JATP	J24185103		1-	B	e1
R 1486	CHIP RES.	100	1/16W	5%	RMC1/16S 101JTH	J24189013		1-	B	e1
R 1487	CHIP RES.	10k	1/16W	5%	RMC1/16 103JATP	J24185103		1-	B	e1
R 1488	CHIP RES.	22k	1/16W	5%	RMC1/16 223JATP	J24185223		1-	B	d4
R 1489	CHIP RES.	22k	1/16W	5%	RMC1/16 223JATP	J24185223		1-	B	d4
R 1490	CHIP RES.	100k	1/16W	5%	RMC1/16 104JATP	J24185104		1-	B	d4
R 1491	CHIP RES.	100k	1/16W	5%	RMC1/16 104JATP	J24185104		1-	B	d4
R 1492	CHIP RES.	220k	1/16W	5%	RMC1/16 224JATP	J24185224		1-	B	d4
R 1493	CHIP RES.	100k	1/16W	5%	RMC1/16 104JATP	J24185104		1-	B	d4
R 1494	CHIP RES.	47	1/16W	5%	RMC1/16 470JATP	J24185470		1-	A	E4
R 1495	CHIP RES.	100k	1/16W	5%	RMC1/16 104JATP	J24185104		1-	A	E4
R 1496	CHIP RES.	470	1/16W	5%	RMC1/16 471JATP	J24185471		1-	A	E4
R 1497	CHIP RES.	470	1/16W	5%	RMC1/16 471JATP	J24185471		1-	A	E4
R 1498	CHIP RES.	470	1/16W	5%	RMC1/16 471JATP	J24185471		1-	A	E4
R 1499	CHIP RES.	4.7k	1/16W	5%	RMC1/16 472JATP	J24185472		1-	A	E4
R 1500	CHIP RES.	0	1/16W	5%	RMC1/16 000JATP	J24185000		1-	B	a5
R 1501	CHIP RES.	0	1/16W	5%	RMC1/16 000JATP	J24185000		1-	B	a5
R 1502	CHIP RES.	1k	1/16W	5%	RMC1/16 102JATP	J24185102		1-	A	E4
R 1503	CHIP RES.	10k	1/16W	5%	RMC1/16 103JATP	J24185103		1-	A	E4
R 1504	CHIP RES.	200	1/16W	1%	RMC1/16 201FTP	J24183201		1-	B	d3
R 1505	CHIP RES.	100	1/16W	5%	RMC1/16 101JATP	J24185101		1-	B	d3
R 1506	CHIP RES.	100	1/16W	5%	RMC1/16 101JATP	J24185101		1-	B	d3
R 1507	CHIP RES.	100	1/16W	5%	RMC1/16 101JATP	J24185101		1-	B	d3
R 1508	CHIP RES.	100k	1/16W	5%	RMC1/16 104JATP	J24185104		1-	B	d3
R 1509	CHIP RES.	3.3k	1/16W	5%	RMC1/16 332JATP	J24185332		1-	B	d3
R 1510	CHIP RES.	4.7k	1/16W	5%	RMC1/16 472JATP	J24185472		1-	B	d3
R 1511	CHIP RES.	47	1/16W	5%	RMC1/16 470JATP	J24185470		1-	B	d3
R 1512	CHIP RES.	47k	1/16W	5%	RMC1/16 473JATP	J24185473		1-	B	d1
R 1513	CHIP RES.	100	1/16W	5%	RMC1/16 101JATP	J24185101		1-	B	d1
R 1514	CHIP RES.	68k	1/16W	1%	RMC1/16 683FTP	J24183683		1-	B	d1
R 1515	CHIP RES.	100k	1/16W	1%	RMC1/16 104FTP	J24183104		1-	B	d1
R 1516	CHIP RES.	4.7k	1/16W	1%	RMC1/16 472FTP	J24183472		1-	B	d1
R 1517	CHIP RES.	10k	1/16W	5%	RMC1/16 103JATP	J24185103		1-	B	d3
R 1518	CHIP RES.	10k	1/16W	5%	RMC1/16 103JATP	J24185103		1-	B	c3
R 1518	CHIP RES.	0	1/16W	5%	RMC1/16 000JATP	J24185000		6-	B	c3
R 1519	CHIP RES.	100k	1/16W	5%	RMC1/16 104JATP	J24185104		1-	B	c3
R 1520	CHIP RES.	68k	1/16W	1%	RMC1/16 683FTP	J24183683		1-	B	e4
R 1521	CHIP RES.	15k	1/16W	1%	RMC1/16 153FTP	J24183153		1-	B	d3
R 1522	CHIP RES.	10k	1/16W	5%	RMC1/16 103JATP	J24185103		1-	B	d4
R 1523	CHIP RES.	47	1/16W	5%	RMC1/16 470JATP	J24185470		1-	A	E4
R 1524	CHIP RES.	33k	1/16W	5%	RMC1/16 333JATP	J24185333		1-	A	E3

MAIN Unit Parts List

REF	DESCRIPTION	VALUE	V/W	TOL.	MFR'S DESIG	YAESU P/N	VERS.	LOT	SIDE	LAY ADR
R 1525	CHIP RES.	4.7k	1/16W	5%	RMC1/16 472JATP	J24185472		1-	A	E1
R 1526	CHIP RES.	470k	1/16W	5%	RMC1/16 474JATP	J24185474		1-	A	E4
R 1527	CHIP RES.	33k	1/16W	5%	RMC1/16 333JATP	J24185333		1-	A	E3
R 1528	CHIP RES.	33k	1/16W	5%	RMC1/16 333JATP	J24185333		1-	A	E3
R 1529	CHIP RES.	15k	1/16W	5%	RMC1/16 153JATP	J24185153		1-	A	E3
R 1530	CHIP RES.	1k	1/16W	5%	RMC1/16 102JATP	J24185102		1-	A	E1
R 1531	CHIP RES.	47	1/16W	5%	RMC1/16 470JATP	J24185470		1-	A	B1
R 1532	CHIP RES.	10k	1/16W	5%	RMC1/16 103JATP	J24185103		1-	A	B1
R 1533	CHIP RES.	390k	1/16W	5%	RMC1/16 394JATP	J24185394		1-	A	B1
R 1534	CHIP RES.	1k	1/16W	5%	RMC1/16 102JATP	J24185102		1-	B	a4
R 1535	CHIP RES.	220	1/16W	5%	RMC1/16 221JATP	J24185221		1-	B	a4
R 1536	CHIP RES.	1k	1/16W	5%	RMC1/16 102JATP	J24185102		1-	B	a4
R 1537	CHIP RES.	1k	1/16W	5%	RMC1/16 102JATP	J24185102		1-	B	a4
R 1538	CHIP RES.	4.7k	1/16W	5%	RMC1/16 472JATP	J24185472		1-	A	E4
R 1539	CHIP RES.	220	1/16W	5%	RMC1/16 221JATP	J24185221		1-	B	a4
R 1540	CHIP RES.	2.2k	1/16W	5%	RMC1/16 222JATP	J24185222		1-	B	e3
R 1541	CHIP RES.	6.8k	1/16W	5%	RMC1/16 682JATP	J24185682		1-	B	e3
R 1543	CHIP RES.	220	1/16W	5%	RMC1/16 221JATP	J24185221		1-	B	e3
R 1544	CHIP RES.	100	1/16W	5%	RMC1/16 101JATP	J24185101		1-	B	e3
R 1545	CHIP RES.	10	1/16W	5%	RMC1/16 100JATP	J24185100		1-	B	e3
R 1546	CHIP RES.	4.7	1/16W	5%	RMC1/16 4R7JATP	J24185479		1-	B	e3
R 1547	CHIP RES.	680	1/16W	5%	RMC1/16 681JATP	J24185681		1-	B	d3
R 1548	CHIP RES.	33k	1/16W	5%	RMC1/16 333JATP	J24185333		1-	B	d3
R 1549	CHIP RES.	33	1/16W	5%	RMC1/16 330JATP	J24185330		1-	B	d3
R 1550	CHIP RES.	6.8k	1/16W	1%	RMC1/16 682FTP	J24183682		1-	B	d1
R 1551	CHIP RES.	10k	1/16W	1%	RMC1/16 103FTP	J24183103		1-	B	d1
R 1552	CHIP RES.	4.7k	1/16W	5%	RMC1/16 472JATP	J24185472		1-	B	e2
R 1553	CHIP RES.	680k	1/16W	5%	RMC1/16 684JATP	J24185684		1-	B	e2
R 1554	CHIP RES.	100	1/16W	5%	RMC1/16 101JATP	J24185101		1-	B	e2
R 1555	CHIP RES.	4.7k	1/16W	5%	RMC1/16 472JATP	J24185472		1-	B	e2
R 1556	CHIP RES.	6.8k	1/16W	5%	RMC1/16 682JATP	J24185682		1-	B	d3
R 1557	CHIP RES.	2.7k	1/16W	1%	RMC1/16 272FTP	J24183272		1-	B	e4
R 1558	CHIP RES.	100k	1/16W	5%	RMC1/16 104JATP	J24185104		1-	B	c3
R 1559	CHIP RES.	68k	1/16W	5%	RMC1/16 683JATP	J24185683		1-	B	d4
R 1559	CHIP RES.	10k	1/16W	5%	RMC1/16 103JATP	J24185103		6-	B	d4
R 1560	CHIP RES.	47	1/16W	5%	RMC1/16 470JATP	J24185470		1-	B	d4
R 1561	CHIP RES.	4.7k	1/16W	1%	RMC1/16 472FTP	J24183472		1-	B	e4
R 1562	CHIP RES.	22k	1/16W	1%	RMC1/16 223FTP	J24183223		1-	B	e4
R 1563	CHIP RES.	6.8k	1/16W	1%	RMC1/16 682FTP	J24183682		1-	B	d4
R 1564	CHIP RES.	10k	1/16W	1%	RMC1/16 103FTP	J24183103		1-	B	e4
R 1565	CHIP RES.	1k	1/16W	5%	RMC1/16 102JATP	J24185102		1-	A	E4
R 1566	CHIP RES.	1k	1/16W	5%	RMC1/16 102JATP	J24185102		1-	A	E4
R 1567	CHIP RES.	0	1/10W	5%	RMC1/10T 000J	J24205000		1-	B	a1
R 1568	CHIP RES.	0	1/10W	5%	RMC1/10T 000J	J24205000		1-	B	a1
R 1569	CHIP RES.	3.3k	1/16W	5%	RMC1/16 332JATP	J24185332		1-	A	B1
R 1571	CHIP RES.	100k	1/16W	5%	RMC1/16 104JATP	J24185104		1-	A	B1
R 1572	CHIP RES.	33k	1/16W	5%	RMC1/16 333JATP	J24185333		1-	A	B1
R 1573	CHIP RES.	680	1/16W	5%	RMC1/16 681JATP	J24185681		1-	A	B1
R 1574	CHIP RES.	10k	1/16W	5%	RMC1/16 103JATP	J24185103		1-	A	B1
R 1575	CHIP RES.	3.3k	1/16W	5%	RMC1/16 332JATP	J24185332		1-	A	E4
R 1576	CHIP RES.	100	1/16W	5%	RMC1/16 101JATP	J24185101		1-	A	E4
R 1577	CHIP RES.	100k	1/16W	5%	RMC1/16 104JATP	J24185104		1-	A	F3
R 1578	CHIP RES.	4.7k	1/16W	5%	RMC1/16 472JATP	J24185472		1-	A	E4
R 1579	CHIP RES.	10k	1/16W	5%	RMC1/16 103JATP	J24185103		1-	A	E4
R 1580	CHIP RES.	4.7k	1/16W	1%	RMC1/16 472FTP	J24183472		1-	A	E4
R 1581	CHIP RES.	1k	1/16W	1%	RMC1/16 102FTP	J24183102		1-	A	E4
R 1582	CHIP RES.	4.7	1/16W	5%	RMC1/16 4R7JATP	J24185479		1-	A	B3
R 1583	CHIP RES.	4.7	1/16W	5%	RMC1/16 4R7JATP	J24185479		1-	A	B3
R 1584	CHIP RES.	10	1/16W	5%	RMC1/16 100JATP	J24185100		1-	B	e3
R 1585	CHIP RES.	270	1/16W	5%	RMC1/16 271JATP	J24185271		1-	A	B3
R 1586	CHIP RES.	220	1/16W	5%	RMC1/16 221JATP	J24185221		1-	B	e3
R 1587	CHIP RES.	470	1/16W	5%	RMC1/16 471JATP	J24185471		1-	B	e3
R 1588	CHIP RES.	470	1/16W	5%	RMC1/16 471JATP	J24185471		1-	B	e3
R 1590	CHIP RES.	47	1/16W	5%	RMC1/16 470JATP	J24185470		1-	B	e3
R 1591	CHIP RES.	470	1/16W	5%	RMC1/16 471JATP	J24185471		1-	B	e3
R 1593	CHIP RES.	10k	1/16W	5%	RMC1/16 103JATP	J24185103		1-	B	e4
R 1594	CHIP RES.	10k	1/16W	5%	RMC1/16 103JATP	J24185103		1-	B	e3
R 1595	CHIP RES.	10k	1/16W	5%	RMC1/16 103JATP	J24185103		1-	B	e3
R 1596	CHIP RES.	6.8k	1/16W	5%	RMC1/16 682JATP	J24185682		1-	B	e2
R 1597	CHIP RES.	22k	1/16W	5%	RMC1/16 223JATP	J24185223		1-	B	e3
R 1598	CHIP RES.	3.3k	1/16W	1%	RMC1/16 332FTP	J24183332		1-	B	d4
R 1599	CHIP RES.	10k	1/16W	5%	RMC1/16 103JATP	J24185103		1-	B	d4
R 1600	CHIP RES.	330k	1/16W	1%	RMC1/16 334FTP	J24183334		1-	B	e4
R 1601	CHIP RES.	150k	1/16W	1%	RMC1/16 154FTP	J24183154		1-	B	e4
R 1602	CHIP RES.	1k	1/16W	5%	RMC1/16 102JATP	J24185102		1-	B	e4

MAIN Unit Parts List

REF	DESCRIPTION	VALUE	V/W	TOL.	MFR'S DESIG	YAESU P/N	VERS.	LOT	SIDE	LAY ADR
R 1603	CHIP RES.	470	1W	5%	RMC1 471JTE	J24305471		1-	A	E1
R 1604	CHIP RES.	10k	1/16W	5%	RMC1/16 103JATP	J24185103		1-	B	a1
R 1605	CHIP RES.	470	1/16W	5%	RMC1/16 471JATP	J24185471		1-	B	a1
R 1606	CHIP RES.	47	1/16W	5%	RMC1/16 470JATP	J24185470		1-	B	a2
R 1610	CHIP RES.	10k	1/16W	5%	RMC1/16 103JATP	J24185103		1-	B	a2
R 1611	CHIP RES.	3.3k	1/16W	5%	RMC1/16 332JATP	J24185332		1-	B	a2
R 1612	CHIP RES.	330	1/4W	5%	RMC1/4 331JATP	J24245331		1-	B	a2
R 1613	CHIP RES.	10k	1/16W	5%	RMC1/16 103JATP	J24185103		1-	B	a2
R 1614	CHIP RES.	100k	1/16W	5%	RMC1/16 104JATP	J24185104		1-	A	B1
R 1615	CHIP RES.	22k	1/16W	5%	RMC1/16 223JATP	J24185223		1-	A	B1
R 1616	CHIP RES.	22k	1/16W	5%	RMC1/16 223JATP	J24185223		1-	A	B1
R 1619	CHIP RES.	0	1/16W	5%	RMC1/16 000JATP	J24185000		1-	A	B1
R 1620	CHIP RES.	2.2k	1/16W	5%	RMC1/16 222JATP	J24185222		1-	A	B1
R 1621	CHIP RES.	220	1/16W	5%	RMC1/16 221JATP	J24185221		1-	A	B1
R 1623	CHIP RES.	47	1/16W	5%	RMC1/16 470JATP	J24185470		1-	B	a2
R 1624	CHIP RES.	4.7k	1/16W	5%	RMC1/16 472JATP	J24185472		1-	B	a2
R 1625	CHIP RES.	4.7k	1/16W	5%	RMC1/16 472JATP	J24185472		1-	B	a2
R 1626	CHIP RES.	470	1/16W	5%	RMC1/16 471JATP	J24185471		1-	A	A5
R 1627	CHIP RES.	470	1/16W	5%	RMC1/16 471JATP	J24185471		1-	A	A5
R 1628	CHIP RES.	4.7k	1/16W	5%	RMC1/16 472JATP	J24185472		1-	B	e4
R 1628	CHIP RES.	10k	1/16W	5%	RMC1/16 103JATP	J24185103		10-	B	e4
R 1629	CHIP RES.	47k	1/16W	5%	RMC1/16 473JATP	J24185473		1-	B	e4
R 1630	CHIP RES.	8.2k	1/16W	5%	RMC1/16 822JATP	J24185822		1-	B	e4
R 1631	CHIP RES.	47	1/16W	5%	RMC1/16 470JATP	J24185470		1-	B	e4
R 1632	CHIP RES.	10k	1/16W	5%	RMC1/16 103JATP	J24185103		1-	B	e4
R 1633	CHIP RES.	33k	1/16W	5%	RMC1/16 333JATP	J24185333		1-	B	e4
R 1634	CHIP RES.	10k	1/16W	1%	RMC1/16 103FTP	J24183103		1-	B	e4
R 1636	CHIP RES.	10k	1/16W	1%	RMC1/16 103FTP	J24183103		1-	B	e4
R 1637	CHIP RES.	1k	1/16W	5%	RMC1/16 102JATP	J24185102		1-	B	e4
R 1638	CHIP RES.	10k	1/16W	5%	RMC1/16 103JATP	J24185103		1-	B	e4
R 1639	CHIP RES.	47	1/16W	5%	RMC1/16 470JATP	J24185470		1-	B	d4
R 1641	CHIP RES.	1k	1/16W	5%	RMC1/16 102JATP	J24185102		1-	B	e4
R 1642	CHIP RES.	47	1/16W	5%	RMC1/16 470JATP	J24185470		1-	B	b2
R 1643	CHIP RES.	3.3	1W	5%	RMC1 3R3JTE	J24305339		1-	B	a2
R 1644	CHIP RES.	10k	1/16W	5%	RMC1/16 103JATP	J24185103		1-	B	a2
R 1645	CHIP RES.	470	1/16W	5%	RMC1/16 471JATP	J24185471		1-	A	A5
R 1646	CHIP RES.	470	1/16W	5%	RMC1/16 471JATP	J24185471		1-	A	A5
R 1647	CHIP RES.	10k	1/16W	5%	RMC1/16S 103JTH	J24189037		1-	A	C4
R 1648	CHIP RES.	4.7k	1/16W	5%	RMC1/16S 472JTH	J24189033		1-	A	C4
R 1649	CHIP RES.	4.7k	1/16W	5%	RMC1/16S 472JTH	J24189033		1-	A	C4
R 1650	CHIP RES.	47k	1/16W	5%	RMC1/16S 473JTH	J24189045		1-	A	C4
R 1651	CHIP RES.	47k	1/16W	5%	RMC1/16S 473JTH	J24189045		1-	A	C4
R 1652	CHIP RES.	47k	1/16W	5%	RMC1/16S 473JTH	J24189045		1-	A	C4
R 1653	CHIP RES.	47k	1/16W	5%	RMC1/16S 473JTH	J24189045		1-	A	C5
R 1654	CHIP RES.	47k	1/16W	5%	RMC1/16S 473JTH	J24189045		1-	A	C5
R 1655	CHIP RES.	47k	1/16W	5%	RMC1/16S 473JTH	J24189045		1-	A	C5
R 1656	CHIP RES.	47k	1/16W	5%	RMC1/16S 473JTH	J24189045		1-	A	C5
R 1657	CHIP RES.	47k	1/16W	5%	RMC1/16S 473JTH	J24189045		1-	A	C5
R 1658	CHIP RES.	2.2k	1/16W	5%	RMC1/16 222JATP	J24185222		1-	A	D1
R 1659	CHIP RES.	3.3k	1/16W	5%	RMC1/16 332JATP	J24185332		1-	B	a4
R 1660	CHIP RES.	39k	1/16W	5%	RMC1/16 393JATP	J24185393		1-	B	a4
R 1660	CHIP RES.	3.9k	1/16W	5%	RMC1/16 392JATP	J24185392		6-	B	a4
R 1661	CHIP RES.	39k	1/16W	5%	RMC1/16 393JATP	J24185393		1-	B	a4
R 1661	CHIP RES.	3.9k	1/16W	5%	RMC1/16 392JATP	J24185392		6-	B	a4
R 1662	CHIP RES.	10k	1/16W	5%	RMC1/16 103JATP	J24185103		1-	B	a4
R 1663	CHIP RES.	27k	1/16W	5%	RMC1/16 273JATP	J24185273		1-	B	a3
R 1663	CHIP RES.	2.7k	1/16W	5%	RMC1/16 272JATP	J24185272		6-	B	a3
R 1664	CHIP RES.	27k	1/16W	5%	RMC1/16 273JATP	J24185273		1-	B	b4
R 1664	CHIP RES.	2.7k	1/16W	5%	RMC1/16 272JATP	J24185272		6-	B	b4
R 1666	CHIP RES.	10k	1/16W	5%	RMC1/16 103JATP	J24185103		1-	B	b4
R 1667	CHIP RES.	47	1/16W	5%	RMC1/16 470JATP	J24185470		1-	B	b3
R 1668	CHIP RES.	220k	1/16W	5%	RMC1/16 224JATP	J24185224		1-	B	a4
R 1669	CHIP RES.	220k	1/16W	5%	RMC1/16 224JATP	J24185224		1-	B	a4
R 1670	CHIP RES.	82k	1/16W	5%	RMC1/16 823JATP	J24185823		1-	A	C2
R 1671	CHIP RES.	220	1/10W	5%	RMC1/10T 221J	J24205221		1-	B	b2
R 1672	CHIP RES.	47	1/16W	5%	RMC1/16 470JATP	J24185470		1-	B	a2
R 1673	CHIP RES.	47k	1/16W	5%	RMC1/16 473JATP	J24185473		1-	B	c3
R 1674	CHIP RES.	47k	1/16W	5%	RMC1/16 473JATP	J24185473		1-	B	d2
R 1675	CHIP RES.	47k	1/16W	5%	RMC1/16 473JATP	J24185473		1-	B	d3
R 1676	CHIP RES.	47k	1/16W	5%	RMC1/16 473JATP	J24185473		1-	B	c2
R 1677	CHIP RES.	4.7k	1/16W	5%	RMC1/16 472JATP	J24185472		1-	A	B5
R 1678	CHIP RES.	0	1/16W	5%	RMC1/16 000JATP	J24185000		1-	B	c4
R 1679	CHIP RES.	47	1W	5%	RMC1 470JTE	J24305470		1-	A	D3
R 1685	CHIP RES.	0	1/16W	5%	RMC1/16 000JATP	J24185000		1-	A	B2
R 1691	CHIP RES.	0	1/16W	5%	RMC1/16 000JATP	J24185000		1-	A	D1

MAIN Unit Parts List

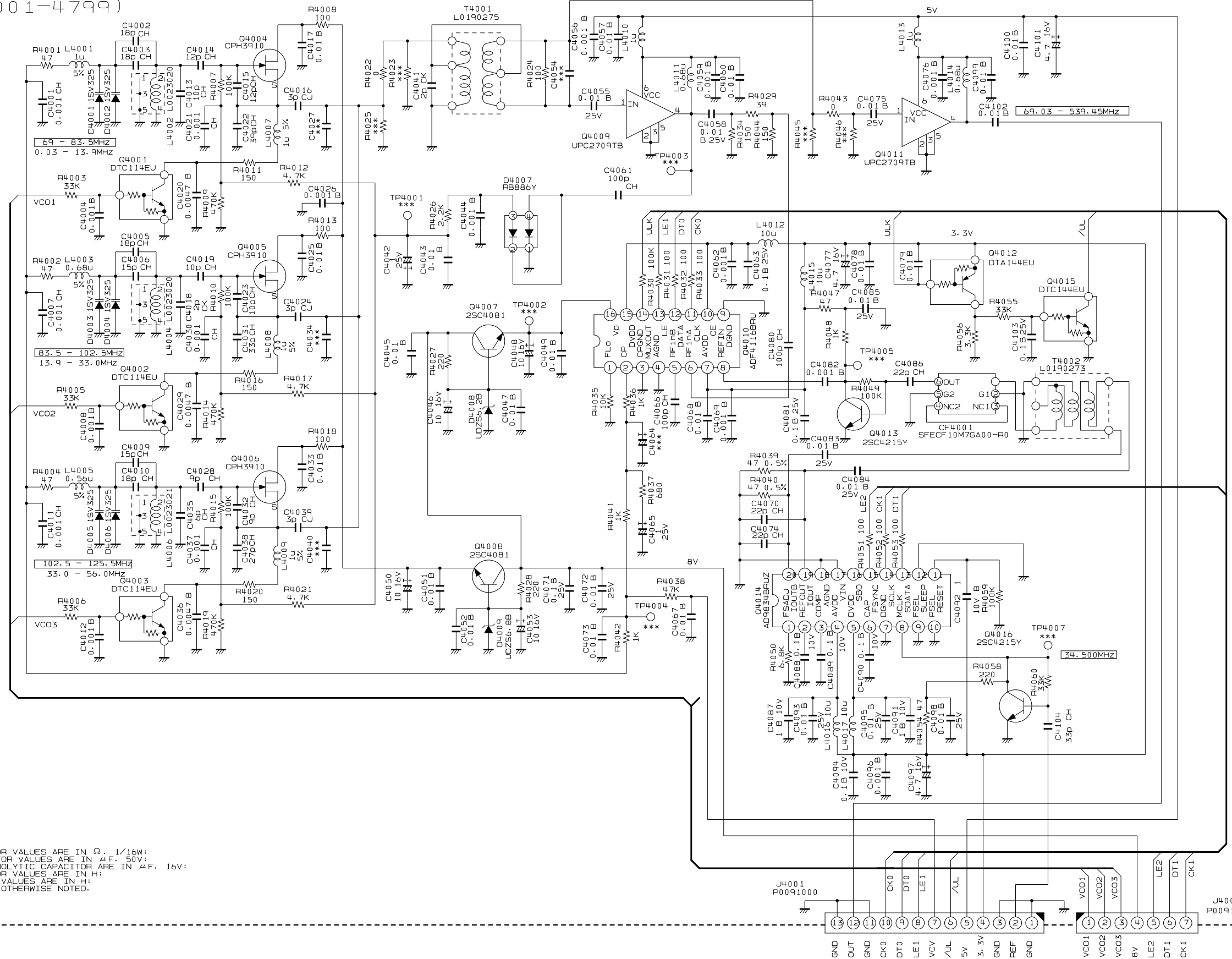
REF	DESCRIPTION	VALUE	V/W	TOL.	MFR'S DESIG	YAESU P/N	VERS.	LOT	SIDE	LAY ADR
R 1693	CHIP RES.	47	1/16W	5%	RMC1/16 470JATP	J24185470		1-	A	D1
R 1694	CHIP RES.	100	1/16W	5%	RMC1/16 101JATP	J24185101		1-	A	D1
R 1694	CHIP RES.	47	1/16W	5%	RMC1/16 470JATP	J24185470		4-	A	D1
R 1694	CHIP RES.	47	1/16W	5%	RMC1/16 470JATP	J24185470		6-	A	D1
R 1696	CHIP RES.	1k	1/16W	5%	RMC1/16 102JATP	J24185102		1-	A	D1
R 1697	CHIP RES.	330	1/16W	5%	RMC1/16 331JATP	J24185331		1-	A	D1
R 1698	CHIP RES.	47	1/16W	5%	RMC1/16 470JATP	J24185470		1-	A	D1
R 1699	CHIP RES.	10	1/16W	5%	RMC1/16 100JATP	J24185100		1-	A	D1
R 1700	CHIP RES.	220	1/16W	5%	RMC1/16 221JATP	J24185221		1-	A	E1
R 1701	CHIP RES.	68	1/16W	5%	RMC1/16 680JATP	J24185680		1-	A	E1
R 1702	CHIP RES.	10k	1/16W	5%	RMC1/16 103JATP	J24185103		1-	B	b4
R 1703	CHIP RES.	100	1/16W	5%	RMC1/16 101JATP	J24185101		1-	B	c5
R 1704	CHIP RES.	2.2k	1/16W	5%	RMC1/16 222JATP	J24185222		4-	A	A2
R 1705	CHIP RES.	1.8k	1/16W	5%	RMC1/16 182JATP	J24185182		1-	A	A2
R 1705	CHIP RES.	470	1/16W	5%	RMC1/16 471JATP	J24185471		4-	A	A2
R 1706	CHIP RES.	18	1/16W	5%	RMC1/16S 180JTH	J24189004		1-	A	C2
R 1707	CHIP RES.	330	1/16W	5%	RMC1/16S 331JTH	J24189019		1-	A	C2
R 1708	CHIP RES.	330	1/16W	5%	RMC1/16S 331JTH	J24189019		1-	A	C2
R 1709	CHIP RES.	10	1/16W	5%	RMC1/16 100JATP	J24185100		1-	B	e4
R 1712	CHIP RES.	0	1/10W	5%	RMC1/10T 000J	J24205000		1-3		
R 1713	CHIP RES.	150	1/8W	5%	RMC1/8T 151J	J24215151		1-	A	B3
R 1713	CHIP RES.	150	1/16W	5%	RMC1/16 151JATP	J24185151		4-	A	B3
R 1714	CHIP RES.	4.7k	1/16W	5%	RMC1/16 472JATP	J24185472		7-	A	A3
R 1715	CHIP RES.	4.7k	1/16W	5%	RMC1/16 472JATP	J24185472		7-	A	A3
R 1716	CHIP RES.	33	1/16W	5%	RMC1/16 330JATP	J24185330		7-	A	B3
R 1717	CHIP RES.	33	1/16W	5%	RMC1/16 330JATP	J24185330		7-	A	B3
R 1718	CHIP RES.	470	1/16W	5%	RMC1/16 471JATP	J24185471		7-	A	B3
R 1719	CHIP RES.	1k	1/16W	5%	RMC1/16 102JATP	J24185102		7-	A	D3
R 1720	CHIP RES.	47k	1/16W	5%	RMC1/16 473JATP	J24185473		7-	A	D3
R 1722	CHIP RES.	4.7k	1/16W	5%	RMC1/16 472JATP	J24185472		7-	A	E3
R 1723	CHIP RES.	470k	1/16W	5%	RMC1/16 474JATP	J24185474		7-	B	b3
R 1725	CHIP RES.	4.7k	1/16W	5%	RMC1/16 472JATP	J24185472		7-	B	b3
R 1726	CHIP RES.	1k	1/16W	5%	RMC1/16 102JATP	J24185102		7-	A	A4
R 1727	CHIP RES.	470	1/16W	5%	RMC1/16 471JATP	J24185471		7-	B	b3
R 1728	CHIP RES.	6.8k	1/16W	5%	RMC1/16 682JATP	J24185682		7-	A	E3
R 1729	CHIP RES.	4.7k	1/16W	5%	RMC1/16 472JATP	J24185472		7-	B	b1
R 1729	CHIP RES.	1k	1/16W	5%	RMC1/16 102JATP	J24185102		11-	B	b1
R 1730	CHIP RES.	4.7k	1/16W	5%	RMC1/16 472JATP	J24185472		7-	B	c1
R 1730	CHIP RES.	47k	1/16W	5%	RMC1/16 473JATP	J24185473		11-	B	c1
R 1731	CHIP RES.	0	1/16W	5%	RMC1/16S JPTH	J24189070		7-	B	b1
R 1731	CHIP RES.	22k	1/16W	5%	RMC1/16 223JATP	J24185223		11-	B	b1
R 1732	CHIP RES.	100	1/16W	5%	RMC1/16 101JATP	J24185101		7-9	B	b1
R 1732	CHIP RES.	6.8k	1/16W	5%	RMC1/16 682JATP	J24185682		11-	B	b1
R 1733	CHIP RES.	2.2k	1/16W	5%	RMC1/16 222JATP	J24185222		11-	B	b1
RB1001	BLOCK RES.				RAC104D332JCTH	J42900041		1-	A	B5
RB1002	BLOCK RES.				RAC104D332JCTH	J42900041		1-	A	B5
RB1003	BLOCK RES.				RAC104D103JCTP	J42900024		1-	A	C5
RB1004	BLOCK RES.				RAC104D332JCTH	J42900041		1-	A	C5
RB1007	BLOCK RES.				RAC104D103JCTP	J42900024		1-	A	C4
RB1008	BLOCK RES.				RAC104D103JCTP	J42900024		1-	A	C4
RB1009	BLOCK RES.				RAC104D103JCTP	J42900024		1-	A	C4
RL1001	RELAY		DC12V		FTR-B3GA012Z-B10	M1190201		1-	A	E3
RL1002	RELAY		DC12V		FTR-B4SA012Z-B05	M1190209		1-	A	E2
RL1003	RELAY		DC12V		FTR-B4SA012Z-B05	M1190209		1-	A	E2
RL1004	RELAY		DC12V		FTR-B4SA012Z-B05	M1190209		1-	A	E2
S 1002	SLIDE SWITCH				SSSS213202	N6090120		1-	A	F5
T 1001	BALUN TRANSFORMERS				#458PT-1565	L0190273		1-	A	D1
T 1002	BALUN TRANSFORMERS				#458PT-1565	L0190273		1-	A	E1
T 1004	BALUN TRANSFORMERS				120491012A	L0023160		1-	A	D1
T 1005	COIL 05RF				M5-N1 R12-T635Y	L0022651		1-	A	D1
T 1006	BALUN TRANSFORMERS				#458PT-1565	L0190273		1-	A	C2
T 1007	BALUN TRANSFORMERS				#458PT-1565	L0190273		1-	A	C2
T 1008	BALUN TRANSFORMERS				#458PT-1917	L0023156		1-	A	B1
T 1009	BALUN TRANSFORMERS				#458PT-1586	L0190276		1-	A	A2
T 1010	BALUN TRANSFORMERS				#458PT-1917	L0023156		1-	A	B2
T 1011	COIL 05RF				74.62M 010812302	L0022781		1-	A	B2
T 1012	COIL 05RF				M5-N1 R12-T661Y	L0022674		1-	A	B2
T 1013	COIL 05RF				M5-N1 R12-T661Y	L0022674		1-	A	B2
T 1014	COIL 05RF				M5-N1 R12-T661Y	L0022674		1-	A	B2
T 1015	BALUN TRANSFORMERS				#617DS-1710	L0190275		1-	A	B1
T 1016	COIL 05RF				M5-N1 R12-T661Y	L0022674		1-	A	B2
T 1017	BALUN TRANSFORMERS				#458PT-1917	L0023156		1-	A	C1
T 1018	BALUN TRANSFORMERS				#458PT-1586	L0190276		1-	A	C1
T 1020	BALUN TRANSFORMERS				#458PT-1917	L0023156		1-	A	C1
T 1021	BALUN TRANSFORMERS				080812771A	L0023078		1-	A	A3

MAIN Unit

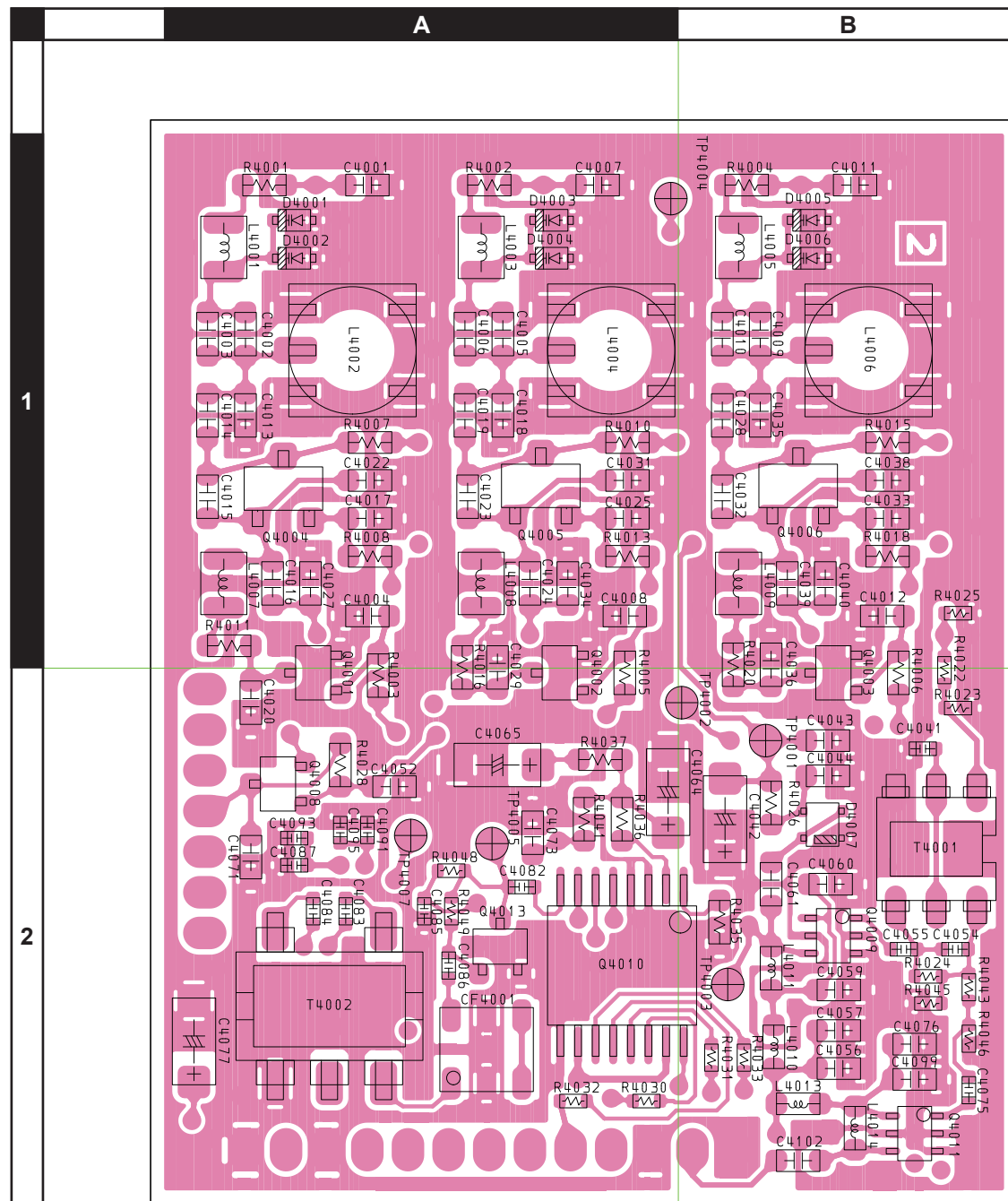
Parts List

REF	DESCRIPTION	VALUE	V/W	TOL.	MFR'S DESIG	YAESU P/N	VERS.	LOT	SIDE	LAY ADR
T 1022	BALUN TRANSFORMERS				080812771A	L0023078		1-	A	A3
T 1023	COIL 05RF				K5-N1 R-12W587B	L0022654		1-	A	B3
T 1024	BALUN TRANSFORMERS				120491012A	L0023160		1-	A	D1
T 1025	COIL 05RF				M5-N1 R12-T635Y	L0022651		1-	A	D1
TP1005	CHECK TERMINAL				RCTCTE	Q5000103		1-	A	C2
TP1008	CHECK TERMINAL				RCTCTE	Q5000103		1-	A	C2
TP1009	CHECK TERMINAL				RCTCTE	Q5000103		1-	A	C2
TP1016	CHECK TERMINAL				RCTCTE	Q5000103		1-	A	B1
TP1018	CHECK TERMINAL				RCTCTE	Q5000103		1-	A	E1
TP1022	CHECK TERMINAL				RCTCTE	Q5000103		1-	A	B2
TP1041	CHECK TERMINAL				RCTCTE	Q5000103		1-	A	B3
VR1001	POT.	10k			EVM3YSX50B14	J51833103		1-	A	C1
VR1001	POT.	10k			VG039NSNXTB103	J51848103		16-	A	C1
X 1001	XTAL DSX321G	11.1MHz			DSX321G 11.100MHZ	H0103446		1-	A	B5
X 1002	VCTCXO	34.5MHz			DSA321SDN 34.5MHZ	H9501800		1-	B	d3
X 1003	TCXO	69.45MHz			DSV321SV 69.450MHZ	H9501700		1-	B	d1
XF1001	XTAL FILTER				1D69403GQ1 69.450MHZ	H1102489		1-	A	B2
XF1002	XTAL FILTER				1D69412GQ2 69.45MHZ	H1102496		1-	A	B1
	SHIELD CASE				(37x30.5)	RA6079500		1-		
	SHIELD CASE COVER				(37x30.5)	RA1152400		1-		
	SHIELD CASE				(21x40.5)	RA6079300		1-		
	SHIELD CASE COVER				(21x40.5)	RA6079400		1-		
	SHIELD PLATE				(2)	RA6091600		1-		
	BUSTERAID				(12.5X10)	RA6115700		1-		
	BUSTERAID				(12.5X10)	RA6115700		4-10		
	INSULATOR WASHER					RA085830A		1-3		

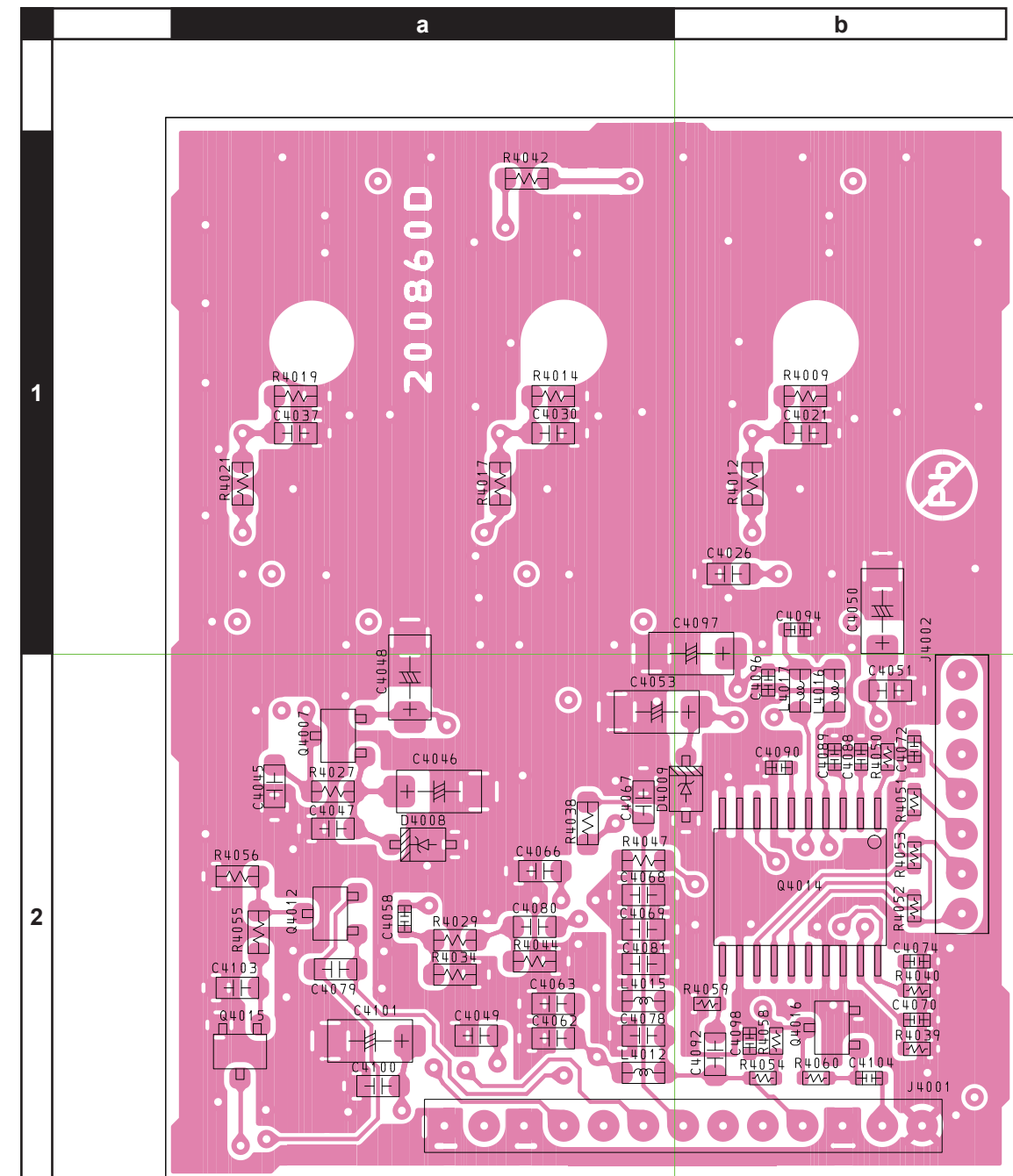
LOCAL-UNIT
(4001-4799)



NOTE:
RESISTOR VALUES ARE IN Ω , 1/16W;
CAPACITOR VALUES ARE IN μ F, 50V;
ELECTROLYTIC CAPACITORS ARE IN μ F, 16V;
INDUCTOR VALUES ARE IN H;
COILS VALUES ARE IN H;
UNLESS OTHERWISE NOTED.



side A



side B

LOCAL Unit Parts List

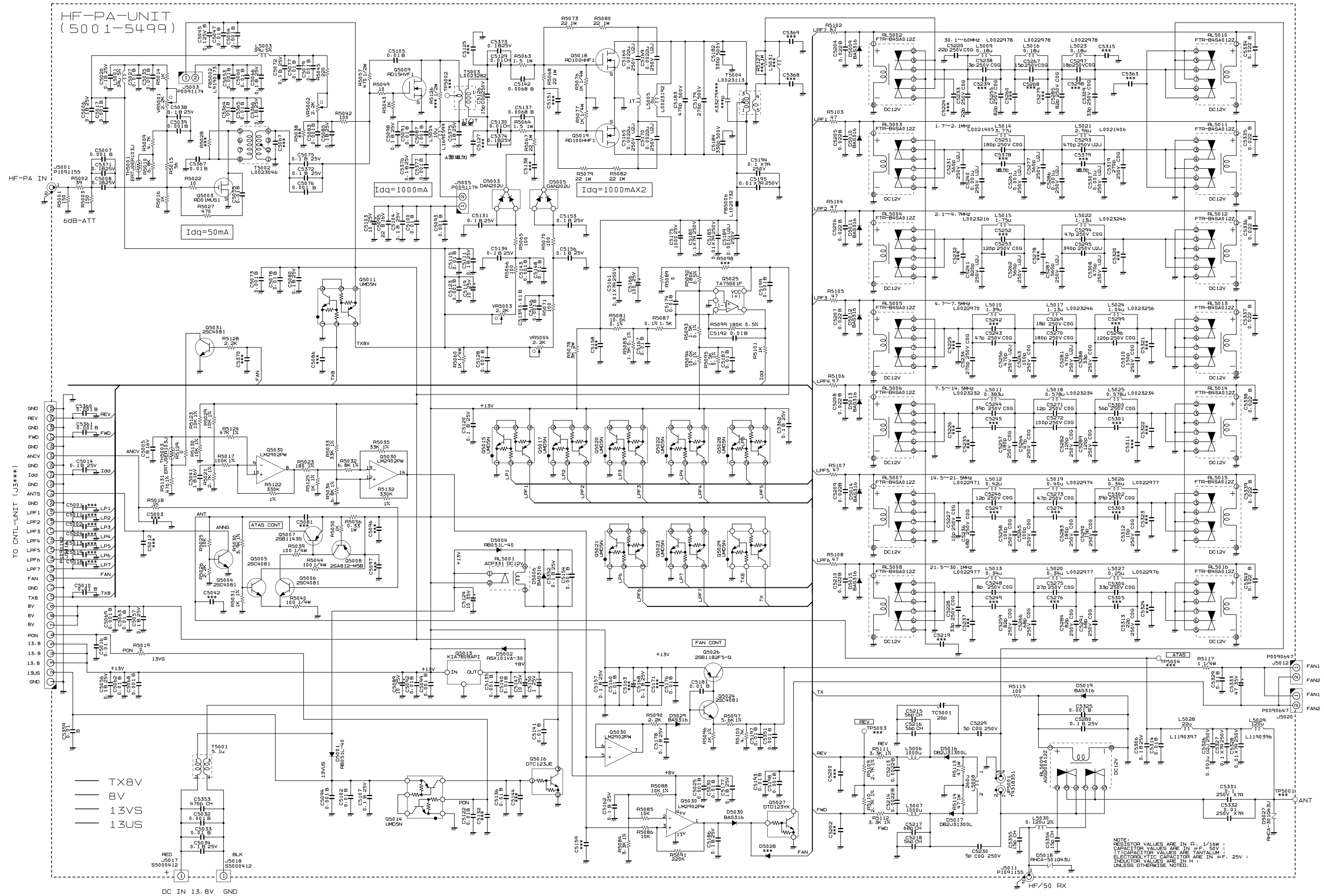
REF	DESCRIPTION	VALUE	V/W	TOL.	MFR'S DESIG	YAESU P/N	VERS.	LOT	SIDE	LAY ADR
C 4001	CHIP CAP.	0.001uF	50V	CH	GRM1882C1H102JA01D	K22174275		1-	A	A1
C 4002	CHIP CAP.	18pF	50V	CH	GRM1882C1H180JA01D	K22174217		1-	A	A1
C 4003	CHIP CAP.	15pF	50V	CH	GRM1882C1H150JA01D	K22174215		1-	A	A1
C 4004	CHIP CAP.	0.001uF	50V	B	GRM188B11H102KA01D	K22174821		1-	A	A1
C 4005	CHIP CAP.	15pF	50V	CH	GRM1882C1H150JA01D	K22174215		1-	A	A1
C 4006	CHIP CAP.	15pF	50V	CH	GRM1882C1H150JA01D	K22174215		1-	A	A1
C 4007	CHIP CAP.	0.001uF	50V	CH	GRM1882C1H102JA01D	K22174275		1-	A	A1
C 4008	CHIP CAP.	0.001uF	50V	B	GRM188B11H102KA01D	K22174821		1-	A	A1
C 4009	CHIP CAP.	15pF	50V	CH	GRM1882C1H150JA01D	K22174215		1-	A	B1
C 4009	CHIP CAP.	18pF	50V	CH	GRM1882C1H180JA01D	K22174217		3-	A	B1
C 4010	CHIP CAP.	15pF	50V	CH	GRM1882C1H150JA01D	K22174215		1-	A	B1
C 4010	CHIP CAP.	18pF	50V	CH	GRM1882C1H180JA01D	K22174217		3-	A	B1
C 4011	CHIP CAP.	0.001uF	50V	CH	GRM1882C1H102JA01D	K22174275		1-	A	B1
C 4012	CHIP CAP.	0.001uF	50V	B	GRM188B11H102KA01D	K22174821		1-	A	B1
C 4013	CHIP CAP.	10pF	50V	CH	GRM1882C1H100JA01D	K22174211		1-	A	A1
C 4014	CHIP CAP.	12pF	50V	CH	GRM1882C1H120JA01D	K22174213		1-	A	A1
C 4015	CHIP CAP.	12pF	50V	CH	GRM1882C1H120JA01D	K22174213		1-	A	A1
C 4016	CHIP CAP.	3pF	50V	CJ	GRM1883C1H3R0CA01D	K22174204		1-	A	A1
C 4017	CHIP CAP.	0.01uF	50V	B	GRM188B11H103KA01D	K22174823		1-	A	A1
C 4018	CHIP CAP.	2pF	50V	CK	GRM1884C1H2R0CA01D	K22174203		1-	A	A1
C 4019	CHIP CAP.	10pF	50V	CH	GRM1882C1H100JA01D	K22174211		1-	A	A1
C 4020	CHIP CAP.	0.0047uF	50V	B	GRM188B11H472KA01D	K22174817		1-	A	A2
C 4021	CHIP CAP.	0.001uF	50V	CH	GRM1882C1H102JA01D	K22174275		1-	B	b1
C 4022	CHIP CAP.	39pF	50V	CH	GRM1882C1H390JA01D	K22174225		1-	A	A1
C 4023	CHIP CAP.	10pF	50V	CH	GRM1882C1H100JA01D	K22174211		1-	A	A1
C 4024	CHIP CAP.	3pF	50V	CJ	GRM1883C1H3R0CA01D	K22174204		1-	A	A1
C 4025	CHIP CAP.	0.01uF	50V	B	GRM188B11H103KA01D	K22174823		1-	A	A1
C 4026	CHIP CAP.	0.001uF	50V	B	GRM188B11H102KA01D	K22174821		1-	B	b1
C 4028	CHIP CAP.	9pF	50V	CH	GRM1882C1H9R0CA01D	K22174247		1-	A	B1
C 4029	CHIP CAP.	0.0047uF	50V	B	GRM188B11H472KA01D	K22174817		1-	A	A2
C 4030	CHIP CAP.	0.001uF	50V	CH	GRM1882C1H102JA01D	K22174275		1-	B	a1
C 4031	CHIP CAP.	33pF	50V	CH	GRM1882C1H330JA01D	K22174223		1-	A	A1
C 4032	CHIP CAP.	9pF	50V	CH	GRM1882C1H9R0CA01D	K22174247		1-	A	B1
C 4033	CHIP CAP.	0.01uF	50V	B	GRM188B11H103KA01D	K22174823		1-	A	B1
C 4035	CHIP CAP.	6pF	50V	CH	GRM1882C1H6R0CA01D	K22174244		1-	A	B1
C 4035	CHIP CAP.	5pF	50V	CH	GRM1882C1H5R0CA01D	K22174206		3-	A	B1
C 4036	CHIP CAP.	0.0047uF	50V	B	GRM188B11H472KA01D	K22174817		1-	A	B2
C 4037	CHIP CAP.	0.001uF	50V	CH	GRM1882C1H102JA01D	K22174275		1-	B	a1
C 4038	CHIP CAP.	27pF	50V	CH	GRM1882C1H270JA01D	K22174221		1-	A	B1
C 4039	CHIP CAP.	3pF	50V	CJ	GRM1883C1H3R0CA01D	K22174204		1-	A	B1
C 4041	CHIP CAP.	2pF	50V	CK	GRM1554C1H2R0CA01D	K22178204		1-	A	B2
C 4042	CHIP TA.CAP.	1uF	25V		TMCMA1E105MTRF	K78140013		1-	A	B2
C 4043	CHIP CAP.	0.01uF	50V	B	GRM188B11H103KA01D	K22174823		1-	A	B2
C 4044	CHIP CAP.	0.001uF	50V	B	GRM188B11H102KA01D	K22174821		1-	A	B2
C 4045	CHIP CAP.	0.01uF	50V	B	GRM188B11H103KA01D	K22174823		1-	B	a2
C 4046	CHIP TA.CAP.	10uF	16V		TMCMA1C106MTRF	K78120077		1-	B	a2
C 4047	CHIP CAP.	0.01uF	50V	B	GRM188B11H103KA01D	K22174823		1-	B	a2
C 4048	CHIP TA.CAP.	10uF	16V		TMCMA1C106MTRF	K78120077		1-	B	a2
C 4049	CHIP CAP.	0.01uF	50V	B	GRM188B11H103KA01D	K22174823		1-	B	a2
C 4050	CHIP TA.CAP.	10uF	16V		TMCMA1C106MTRF	K78120077		1-	B	b1
C 4051	CHIP CAP.	0.01uF	50V	B	GRM188B11H103KA01D	K22174823		1-	B	b2
C 4052	CHIP CAP.	0.01uF	50V	B	GRM188B11H103KA01D	K22174823		1-	A	A2
C 4053	CHIP TA.CAP.	10uF	16V		TMCMA1C106MTRF	K78120077		1-	B	a2
C 4055	CHIP CAP.	0.01uF	25V	B	GRM155B11E103KA01D	K22148834		1-	A	B2
C 4056	CHIP CAP.	0.001uF	50V	B	GRM188B11H102KA01D	K22174821		1-	A	B2
C 4057	CHIP CAP.	0.01uF	50V	B	GRM188B11H103KA01D	K22174823		1-	A	B2
C 4058	CHIP CAP.	0.01uF	25V	B	GRM155B11E103KA01D	K22148834		1-	B	a2
C 4059	CHIP CAP.	0.001uF	50V	B	GRM188B11H102KA01D	K22174821		1-	A	B2
C 4060	CHIP CAP.	0.01uF	50V	B	GRM188B11H103KA01D	K22174823		1-	A	B2
C 4061	CHIP CAP.	100pF	50V	CH	GRM1882C1H101JA01D	K22174235		1-	A	B2
C 4062	CHIP CAP.	0.001uF	50V	B	GRM188B11H102KA01D	K22174821		1-	B	a2
C 4063	CHIP CAP.	0.1uF	25V	B	GRM188B11E104KA01D	K22144814		1-	B	a2
C 4065	CHIP TA.CAP.	1uF	25V		TMCMA1E105MTRF	K78140013		1-	A	A2
C 4066	CHIP CAP.	100pF	50V	CH	GRM1882C1H101JA01D	K22174235		1-	B	a2
C 4067	CHIP CAP.	0.01uF	50V	B	GRM188B11H103KA01D	K22174823		1-	B	a2
C 4068	CHIP CAP.	0.01uF	50V	B	GRM188B11H103KA01D	K22174823		1-	B	a2
C 4069	CHIP CAP.	0.001uF	50V	B	GRM188B11H102KA01D	K22174821		1-	B	a2
C 4070	CHIP CAP.	22pF	50V	CH	GRM1552C1H220JA01D	K22178220		1-	B	b2
C 4071	CHIP CAP.	0.1uF	25V	B	GRM188B11E104KA01D	K22144814		1-	A	A2
C 4072	CHIP CAP.	0.01uF	25V	B	GRM155B11E103KA01D	K22148834		1-	B	b2
C 4073	CHIP CAP.	0.01uF	50V	B	GRM188B11H103KA01D	K22174823		1-	A	A2
C 4074	CHIP CAP.	22pF	50V	CH	GRM1552C1H220JA01D	K22178220		1-	B	b2
C 4075	CHIP CAP.	0.01uF	25V	B	GRM155B11E103KA01D	K22148834		1-	A	B2
C 4076	CHIP CAP.	0.001uF	50V	B	GRM188B11H102KA01D	K22174821		1-	A	B2
C 4077	CHIP TA.CAP.	4.7uF	16V		TMCMA1C475MTRF	K78120031		1-	A	A2

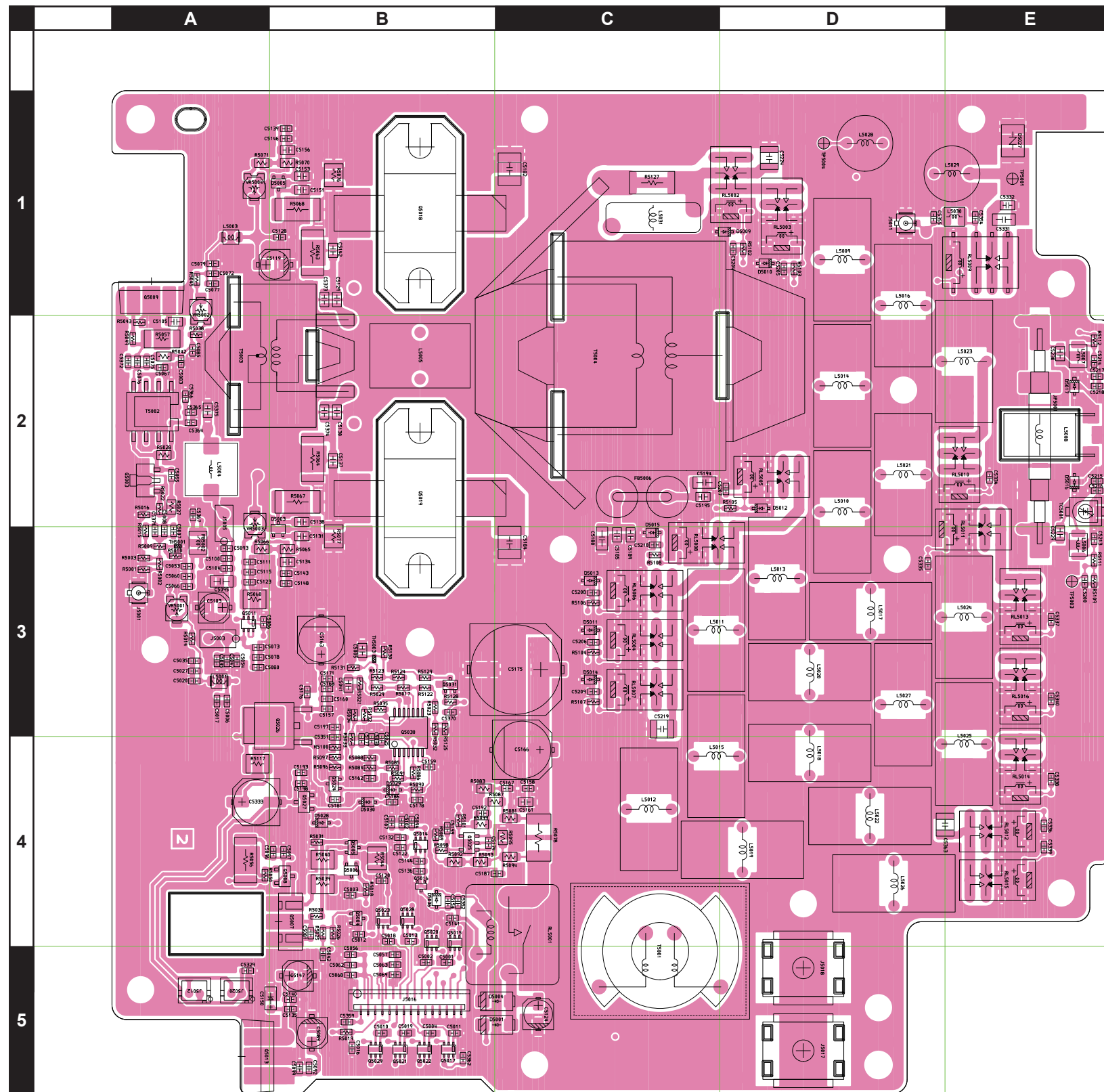
LOCAL Unit Parts List

REF	DESCRIPTION	VALUE	V/W	TOL.	MFR'S DESIG	YAESU P/N	VERS.	LOT	SIDE	LAY ADR
C 4077	CHIP TA.CAP.	4.7uF	16V		F931C475MAA	K78120097		15-	A	A2
C 4078	CHIP CAP.	0.01uF	50V	B	GRM188B11H103KA01D	K22174823		1-	B	a2
C 4079	CHIP CAP.	0.01uF	50V	B	GRM188B11H103KA01D	K22174823		1-	B	a2
C 4080	CHIP CAP.	100pF	50V	CH	GRM1882C1H101JA01D	K22174235		1-	B	a2
C 4081	CHIP CAP.	0.1uF	25V	B	GRM188B11E104KA01D	K22144814		1-	B	a2
C 4082	CHIP CAP.	0.001uF	50V	B	UMK105B102KW-F	K22178829		1-	A	A2
C 4083	CHIP CAP.	0.01uF	25V	B	GRM155B11E103KA01D	K22148834		1-	A	A2
C 4084	CHIP CAP.	0.01uF	25V	B	GRM155B11E103KA01D	K22148834		1-	A	A2
C 4085	CHIP CAP.	0.01uF	25V	B	GRM155B11E103KA01D	K22148834		1-	A	A2
C 4086	CHIP CAP.	22pF	50V	CH	GRM1552C1H220JA01D	K22178220		1-	A	A2
C 4087	CHIP CAP.	1uF	10V	B	GRM155B31A105KE15D	K22108809		1-	A	A2
C 4088	CHIP CAP.	0.1uF	10V	B	GRM155B11A104JA01D	K22108807		1-	B	b2
C 4089	CHIP CAP.	0.1uF	10V	B	GRM155B11A104JA01D	K22108807		1-	B	b2
C 4090	CHIP CAP.	0.1uF	10V	B	GRM155B11A104JA01D	K22108807		1-	B	b2
C 4091	CHIP CAP.	1uF	10V	B	GRM155B31A105KE15D	K22108809		1-	A	A2
C 4092	CHIP CAP.	1uF	10V	B	GRM188B11A105KA61D	K22104808		1-	B	b2
C 4093	CHIP CAP.	0.01uF	25V	B	GRM155B11E103KA01D	K22148834		1-	A	A2
C 4094	CHIP CAP.	0.1uF	10V	B	GRM155B11A104JA01D	K22108807		1-	B	b2
C 4095	CHIP CAP.	0.01uF	25V	B	GRM155B11E103KA01D	K22148834		1-	A	A2
C 4096	CHIP CAP.	0.001uF	50V	B	GRM155B11H102KA01D	K22178809		1-	B	b2
C 4097	CHIP TA.CAP.	4.7uF	16V		TMCMA1C475MTRF	K78120031		1-	B	a2
C 4097	CHIP TA.CAP.	4.7uF	16V		F931C475MAA	K78120097		15-	B	a2
C 4098	CHIP CAP.	0.01uF	25V	B	GRM155B11E103KA01D	K22148834		1-	B	b2
C 4099	CHIP CAP.	0.01uF	50V	B	GRM188B11H103KA01D	K22174823		1-	A	B2
C 4100	CHIP CAP.	0.01uF	50V	B	GRM188B11H103KA01D	K22174823		1-	B	a2
C 4101	CHIP TA.CAP.	4.7uF	16V		TMCMA1C475MTRF	K78120031		1-	B	a2
C 4101	CHIP TA.CAP.	4.7uF	16V		F931C475MAA	K78120097		15-	B	a2
C 4102	CHIP CAP.	0.01uF	50V	B	GRM188B11H103KA01D	K22174823		1-	A	B2
C 4103	CHIP CAP.	0.1uF	25V	B	GRM188B11E104KA01D	K22144814		1-	B	a2
C 4104	CHIP CAP.	33pF	50V	CH	GRM1552C1H330JA01D	K22178224		1-	B	b2
CF4001	CERAMIC FILTER				SFECF10M7GA00-R0	H3900577		1-	A	A2
D 4001	DIODE				1SV325(TPH3.F)	G2070848		1-	A	A1
D 4002	DIODE				1SV325(TPH3.F)	G2070848		1-	A	A1
D 4003	DIODE				1SV325(TPH3.F)	G2070848		1-	A	A1
D 4004	DIODE				1SV325(TPH3.F)	G2070848		1-	A	A1
D 4005	DIODE				1SV325(TPH3.F)	G2070848		1-	A	B1
D 4006	DIODE				1SV325(TPH3.F)	G2070848		1-	A	B1
D 4007	DIODE				RB886Y G T2R	G2071464		1-	A	B2
D 4008	DIODE				UDZS TE-17 6.2B	G2070912		1-	B	a2
D 4009	DIODE				UDZS TE-17 6.8B	G2070888		1-	B	a2
J 4001	CONNECTOR				9230B-1-13Z003-T	P0091614		1-	B	b2
J 4002	CONNECTOR				9230B-1-07Z003-PT1	P0090857		1-	B	b2
L 4001	M.RFC	1uH		5%	C2012C-1R0J	L1691160		1-	A	A1
L 4002	COIL 05RF				RF-5SB-4.5TS-A	L0023270		1-	A	A1
L 4003	M.RFC	0.68uH		5%	C2012C-R68J	L1691158		1-	A	A1
L 4004	COIL 05RF				RF-5SB-4.5TS-A	L0023270		1-	A	A1
L 4005	M.RFC	0.56uH		5%	C2012C-R56J	L1691020		1-	A	B1
L 4006	COIL 05RF				RF-5SB-3.5T-A	L0023274		1-	A	B1
L 4007	M.RFC	1uH		5%	C2012C-1R0J	L1691160		1-	A	A1
L 4008	M.RFC	1uH		5%	C2012C-1R0J	L1691160		1-	A	A1
L 4009	M.RFC	1uH		5%	C2012C-1R0J	L1691160		1-	A	B1
L 4010	M.RFC	1uH			LK1608 1R0K-T	L1690687		1-	A	B2
L 4011	M.RFC	0.68uH			LK1608 R68K-T	L1690416		1-	A	B2
L 4012	M.RFC	10uH			LK1608 100K-T	L1690689		1-	B	a2
L 4013	M.RFC	1uH			LK1608 1R0K-T	L1690687		1-	A	B2
L 4014	M.RFC	0.68uH			LK1608 R68K-T	L1690416		1-	A	B2
L 4015	M.RFC	10uH			LK1608 100K-T	L1690689		1-	B	a2
L 4016	M.RFC	10uH			LK1608 100K-T	L1690689		1-	B	b2
L 4017	M.RFC	10uH			LK1608 100K-T	L1690689		1-	B	b2
Q 4001	TRANSISTOR				DTC114EUA T106	G3070084		1-	A	A2
Q 4002	TRANSISTOR				DTC114EUA T106	G3070084		1-	A	A2
Q 4003	TRANSISTOR				DTC114EUA T106	G3070084		1-	A	B2
Q 4004	FET				CPH3910-TL-E	G3070486		1-	A	A1
Q 4005	FET				CPH3910-TL-E	G3070486		1-	A	A1
Q 4006	FET				CPH3910-TL-E	G3070486		1-	A	B1
Q 4007	TRANSISTOR				2SC4081 T106	G3340818		1-	B	a2
Q 4008	TRANSISTOR				2SC4081 T106	G3340818		1-	A	A2
Q 4009	IC				UPC2709TB-E3	G1095238		1-	A	B2
Q 4010	IC				ADF4116BRUZ(TAPE)	G1093581		1-	A	A2
Q 4011	IC				UPC2709TB-E3	G1095238		1-	A	B2
Q 4012	TRANSISTOR				DTA144EU T106	G3070079		1-	B	a2
Q 4013	TRANSISTOR				2SC4215Y(TE85R.F)	G3342157Y		1-	A	A2
Q 4014	IC				AD9834BRUZ-REEL7	G1094297		1-	B	b2
Q 4015	TRANSISTOR				DTC144EUA T106	G3070041		1-	B	a2
Q 4016	TRANSISTOR				2SC4215Y(TE85R.F)	G3342157Y		1-	B	b2

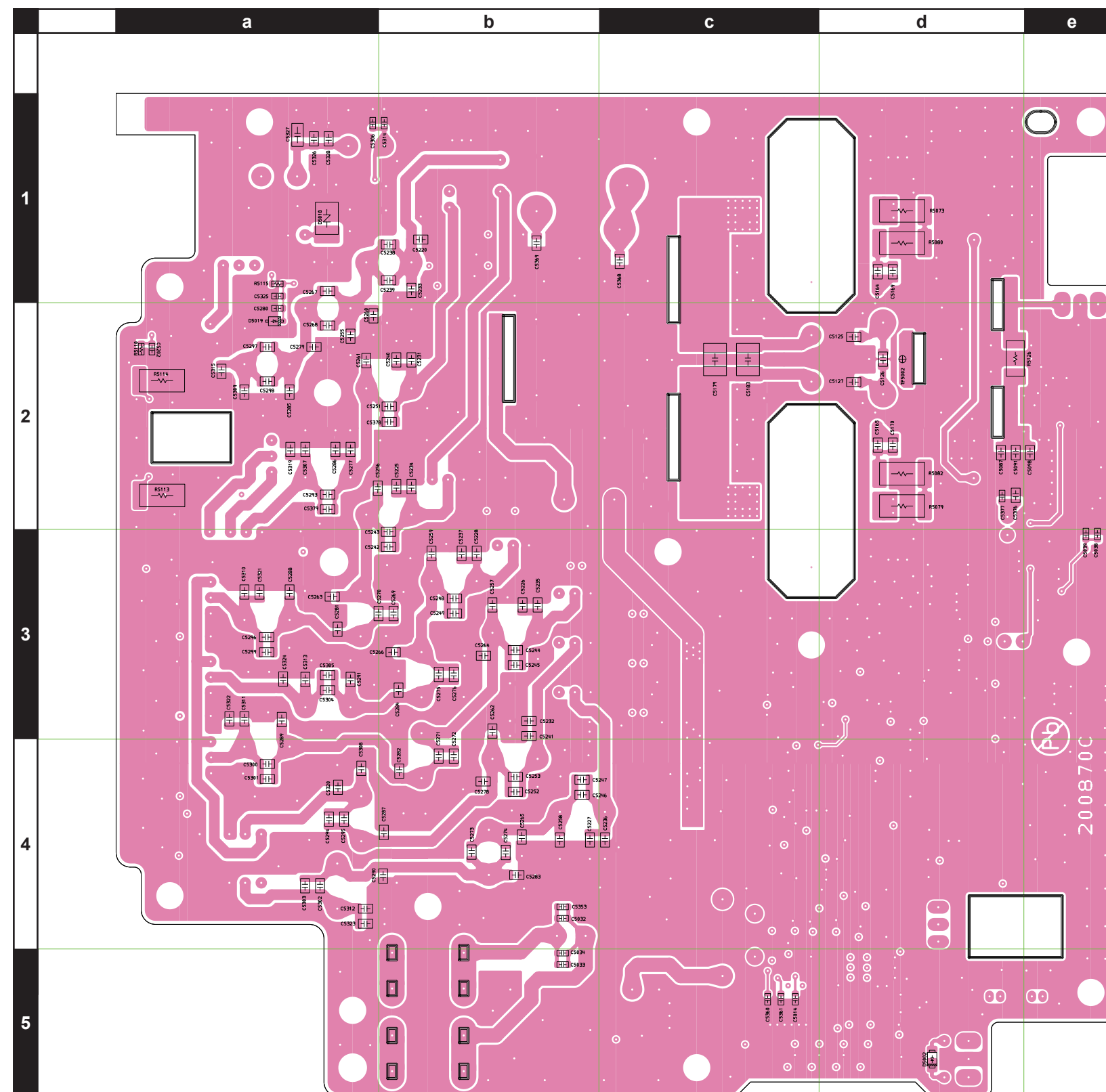
LOCAL Unit Parts List

REF	DESCRIPTION	VALUE	V/W	TOL.	MFR'S DESIG	YAESU P/N	VERS.	LOT	SIDE	LAY ADR
R 4001	CHIP RES.	47	1/16W	5%	RMC1/16 470JATP	J24185470		1-	A	A1
R 4002	CHIP RES.	47	1/16W	5%	RMC1/16 470JATP	J24185470		1-	A	A1
R 4003	CHIP RES.	22k	1/16W	5%	RMC1/16 223JATP	J24185223		1-	A	A2
R 4004	CHIP RES.	47	1/16W	5%	RMC1/16 470JATP	J24185470		1-	A	B1
R 4005	CHIP RES.	22k	1/16W	5%	RMC1/16 223JATP	J24185223		1-	A	A2
R 4006	CHIP RES.	22k	1/16W	5%	RMC1/16 223JATP	J24185223		1-	A	B2
R 4007	CHIP RES.	100k	1/16W	5%	RMC1/16 104JATP	J24185104		1-	A	A1
R 4008	CHIP RES.	100	1/16W	5%	RMC1/16 101JATP	J24185101		1-	A	A1
R 4009	CHIP RES.	470k	1/16W	5%	RMC1/16 474JATP	J24185474		1-	B	b1
R 4010	CHIP RES.	100k	1/16W	5%	RMC1/16 104JATP	J24185104		1-	A	A1
R 4011	CHIP RES.	220	1/16W	5%	RMC1/16 221JATP	J24185221		1-	A	A1
R 4012	CHIP RES.	4.7k	1/16W	5%	RMC1/16 472JATP	J24185472		1-	B	b1
R 4013	CHIP RES.	100	1/16W	5%	RMC1/16 101JATP	J24185101		1-	A	A1
R 4014	CHIP RES.	470k	1/16W	5%	RMC1/16 474JATP	J24185474		1-	B	a1
R 4015	CHIP RES.	100k	1/16W	5%	RMC1/16 104JATP	J24185104		1-	A	B1
R 4016	CHIP RES.	220	1/16W	5%	RMC1/16 221JATP	J24185221		1-	A	A2
R 4017	CHIP RES.	4.7k	1/16W	5%	RMC1/16 472JATP	J24185472		1-	B	a1
R 4018	CHIP RES.	100	1/16W	5%	RMC1/16 101JATP	J24185101		1-	A	B1
R 4019	CHIP RES.	470k	1/16W	5%	RMC1/16 474JATP	J24185474		1-	B	a1
R 4020	CHIP RES.	150	1/16W	5%	RMC1/16 151JATP	J24185151		1-	A	B2
R 4020	CHIP RES.	220	1/16W	5%	RMC1/16 221JATP	J24185221		7-	A	B2
R 4021	CHIP RES.	4.7k	1/16W	5%	RMC1/16 472JATP	J24185472		1-	B	a1
R 4022	CHIP RES.	0	1/16W	5%	RMC1/16S JPTH	J24189070		1-	A	B2
R 4024	CHIP RES.	100	1/16W	5%	RMC1/16S 101JTH	J24189013		1-	A	B2
R 4026	CHIP RES.	2.2k	1/16W	5%	RMC1/16 222JATP	J24185222		1-	A	B2
R 4027	CHIP RES.	220	1/16W	5%	RMC1/16 221JATP	J24185221		1-	B	a2
R 4028	CHIP RES.	220	1/16W	5%	RMC1/16 221JATP	J24185221		1-	A	A2
R 4029	CHIP RES.	39	1/16W	5%	RMC1/16 390JATP	J24185390		1-	B	a2
R 4030	CHIP RES.	100k	1/16W	5%	RMC1/16S 104JTH	J24189049		1-	A	A2
R 4031	CHIP RES.	100	1/16W	5%	RMC1/16S 101JTH	J24189013		1-	A	B2
R 4032	CHIP RES.	100	1/16W	5%	RMC1/16S 101JTH	J24189013		1-	A	A2
R 4033	CHIP RES.	100	1/16W	5%	RMC1/16S 101JTH	J24189013		1-	A	B2
R 4034	CHIP RES.	150	1/16W	5%	RMC1/16 151JATP	J24185151		1-	B	a2
R 4035	CHIP RES.	10k	1/16W	5%	RMC1/16 103JATP	J24185103		1-	A	B2
R 4036	CHIP RES.	1k	1/16W	5%	RMC1/16 102JATP	J24185102		1-	A	A2
R 4037	CHIP RES.	680	1/16W	5%	RMC1/16 681JATP	J24185681		1-	A	A2
R 4037	CHIP RES.	1.5k	1/16W	5%	RMC1/16 152JATP	J24185152		3-	A	A2
R 4038	CHIP RES.	47k	1/16W	5%	RMC1/16 473JATP	J24185473		1-	B	a2
R 4039	CHIP RES.	47	1/16W	0.5%	MCR01MZPD47R0	J24189346		1-	B	b2
R 4040	CHIP RES.	47	1/16W	0.5%	MCR01MZPD47R0	J24189346		1-	B	b2
R 4041	CHIP RES.	1k	1/16W	5%	RMC1/16 102JATP	J24185102		1-	A	A2
R 4042	CHIP RES.	1k	1/16W	5%	RMC1/16 102JATP	J24185102		1-	B	a1
R 4043	CHIP RES.	0	1/16W	5%	RMC1/16S JPTH	J24189070		1-	A	B2
R 4044	CHIP RES.	150	1/16W	5%	RMC1/16 151JATP	J24185151		1-	B	a2
R 4047	CHIP RES.	47	1/16W	5%	RMC1/16 470JATP	J24185470		1-	B	a2
R 4048	CHIP RES.	1k	1/16W	5%	RMC1/16S 102JTH	J24189025		1-	A	A2
R 4049	CHIP RES.	100k	1/16W	5%	RMC1/16S 104JTH	J24189049		1-	A	A2
R 4050	CHIP RES.	6.8k	1/16W	5%	RMC1/16S 682JTH	J24189035		1-	B	b2
R 4051	CHIP RES.	100	1/16W	5%	RMC1/16S 101JTH	J24189013		1-	B	b2
R 4052	CHIP RES.	100	1/16W	5%	RMC1/16S 101JTH	J24189013		1-	B	b2
R 4053	CHIP RES.	100	1/16W	5%	RMC1/16S 101JTH	J24189013		1-	B	b2
R 4054	CHIP RES.	47	1/16W	5%	RMC1/16S 470JTH	J24189009		1-	B	b2
R 4055	CHIP RES.	33k	1/16W	5%	RMC1/16 333JATP	J24185333		1-	B	a2
R 4056	CHIP RES.	3.3k	1/16W	5%	RMC1/16 332JATP	J24185332		1-	B	a2
R 4058	CHIP RES.	680	1/16W	5%	RMC1/16S 681JTH	J24189023		1-	B	b2
R 4059	CHIP RES.	100k	1/16W	5%	RMC1/16S 104JTH	J24189049		1-	B	b2
R 4060	CHIP RES.	33k	1/16W	5%	RMC1/16S 333JTH	J24189043		1-	B	b2
T 4001	BALUN TRANSFORMERS				#617DS-1710	L0190275		1-	A	B2
T 4002	BALUN TRANSFORMERS				#458PT-1565	L0190273		1-	A	A2
	SHIELD CASE PLL				(PLL)	RA6079100		1-		
	SHIELD CASE COVER					RA6079200		1-		





PA Unit
 Parts Layout (side B)



PA Unit Parts List

REF	DESCRIPTION	VALUE	V/W	TOL.	MFR'S DESIG	YAESU P/N	VERS.	LOT	SIDE	LAY ADR
PCB with Components (with GROUND PLATE: RA6076300)						CS2460401				
C 5005	CHIP CAP.	1uF	16V	B	GRM21BB11C105KA01L	K22120809		1-	A	B3
C 5006	CHIP CAP.	0.1uF	25V	B	GRM188B11E104KA01D	K22144814		1-	A	A3
C 5007	CHIP CAP.	0.001uF	50V	B	GRM188B11H102KA01D	K22174821		1-	A	A3
C 5008	CHIP CAP.	0.1uF	25V	B	GRM188B11E104KA01D	K22144814		1-	A	A3
C 5010	CHIP CAP.	0.01uF	50V	B	GRM188B11H103KA01D	K22174823		1-	A	B5
C 5014	CHIP CAP.	0.1uF	25V	B	GRM188B11E104KA01D	K22144814		1-	B	c5
C 5016	CHIP CAP.	0.01uF	50V	B	GRM188B11H103KA01D	K22174823		1-	A	B5
C 5017	CHIP CAP.	0.001uF	50V	B	GRM188B11H102KA01D	K22174821		1-	A	A3
C 5020	CHIP CAP.	0.1uF	25V	B	GRM188B11E104KA01D	K22144814		1-	A	A3
C 5025	CHIP CAP.	0.001uF	50V	B	GRM188B11H102KA01D	K22174821		1-	A	B4
C 5027	CHIP CAP.	0.01uF	50V	B	GRM188B11H103KA01D	K22174823		1-	A	A3
C 5030	CHIP CAP.	0.01uF	50V	B	GRM188B11H103KA01D	K22174823		1-	A	B4
C 5032	CHIP CAP.	0.001uF	50V	B	GRM188B11H102KA01D	K22174821		1-	B	b4
C 5033	CHIP CAP.	0.01uF	50V	B	GRM188B11H103KA01D	K22174823		1-	B	b5
C 5034	CHIP CAP.	0.1uF	25V	B	GRM188B11E104KA01D	K22144814		1-	B	b5
C 5035	CHIP CAP.	0.001uF	50V	B	GRM188B11H102KA01D	K22174821		1-	A	A3
C 5038	CHIP CAP.	0.1uF	25V	B	GRM188B11E104KA01D	K22144814		1-	B	e3
C 5039	CHIP CAP.	0.001uF	50V	B	GRM188B11H102KA01D	K22174821		1-	B	e3
C 5041	CHIP CAP.	1uF	16V	B	GRM21BB11C105KA01L	K22120809		1-	A	B3
C 5045	CHIP CAP.	0.1uF	25V	B	GRM188B11E104KA01D	K22144814		1-	A	A3
C 5047	CHIP CAP.	0.01uF	50V	B	GRM188B11H103KA01D	K22174823		1-	A	A3
C 5053	CHIP CAP.	0.001uF	50V	B	GRM188B11H102KA01D	K22174821		1-	A	A3
C 5054	CHIP CAP.	0.001uF	50V	B	GRM188B11H102KA01D	K22174821		1-	A	A3
C 5055	CHIP CAP.	0.01uF	50V	B	GRM188B11H103KA01D	K22174823		1-	A	A2
C 5056	CHIP CAP.	0.1uF	25V	B	GRM188B11E104KA01D	K22144814		1-	A	B5
C 5057	CHIP CAP.	0.1uF	25V	B	GRM188B11E104KA01D	K22144814		1-	A	B5
C 5060	CHIP CAP.	0.01uF	50V	B	GRM188B11H103KA01D	K22174823		1-	A	A3
C 5062	CHIP CAP.	0.01uF	50V	B	GRM188B11H103KA01D	K22174823		1-	A	B5
C 5063	CHIP CAP.	0.01uF	50V	B	GRM188B11H103KA01D	K22174823		1-	A	B5
C 5066	CHIP CAP.	0.1uF	25V	B	GRM188B11E104KA01D	K22144814		1-	A	A3
C 5068	CHIP CAP.	0.001uF	50V	B	GRM188B11H102KA01D	K22174821		1-	A	B5
C 5069	CHIP CAP.	0.001uF	50V	B	GRM188B11H102KA01D	K22174821		1-	A	B5
C 5072	CHIP CAP.	0.1uF	25V	B	GRM188B11E104KA01D	K22144814		1-	A	A1
C 5073	CHIP CAP.	0.001uF	50V	B	GRM188B11H102KA01D	K22174821		1-	A	A3
C 5075	CHIP CAP.	0.1uF	25V	B	GRM188B11E104KA01D	K22144814		1-	A	A2
C 5076	CHIP CAP.	0.001uF	50V	B	GRM188B11H102KA01D	K22174821		1-	A	A2
C 5077	CHIP CAP.	0.01uF	50V	B	GRM188B11H103KA01D	K22174823		1-	A	A1
C 5078	CHIP CAP.	0.01uF	50V	B	GRM188B11H103KA01D	K22174823		1-	A	A3
C 5079	CHIP CAP.	0.001uF	50V	B	GRM188B11H102KA01D	K22174821		1-	A	A1
C 5080	CHIP CAP.	0.1uF	25V	B	GRM188B11E104KA01D	K22144814		1-	A	A3
C 5083	CHIP CAP.	0.001uF	50V	B	GRM188B11H102KA01D	K22174821		1-	A	A2
C 5085	CHIP CAP.	0.1uF	25V	B	GRM188B11E104KA01D	K22144814		1-	A	A2
C 5087	CHIP CAP.	0.001uF	50V	B	GRM216B11H102KA01D	K22170825		1-	B	d2
C 5089	AL.ELECTRO.CAP.	10uF	25V		EMVA250ADA100MD55G	K48140014		1-	A	B5
C 5091	CHIP CAP.	0.01uF	50V	B	GRM216B11H103KA01D	K22170817		1-	B	d2
C 5092	CHIP CAP.	0.01uF	50V	B	GRM188B11H103KA01D	K22174823		1-	A	B5
C 5093	CHIP CAP.	0.001uF	50V	B	GRM188B11H102KA01D	K22174821		1-	A	A3
C 5094	CHIP CAP.	0.001uF	50V	B	GRM188B11H102KA01D	K22174821		1-	A	B4
C 5095	CHIP CAP.	22uF	16V	B	GRM31CB31C226ME15L	K22121804		1-	A	A3
C 5098	CHIP CAP.	0.1uF	25V	B	GRM21BB11E104KA01L	K22140811		1-	B	e2
C 5099	CHIP CAP.	0.001uF	50V	B	GRM188B11H102KA01D	K22174821		1-	A	B5
C 5100	CHIP CAP.	0.01uF	50V	B	GRM188B11H103KA01D	K22174823		1-	A	A3
C 5102	CHIP CAP.	0.01uF	50V	B	GRM188B11H103KA01D	K22174823		1-	A	B4
C 5103	AL.ELECTRO.CAP.	10uF	25V		EMVA250ADA100MD55G	K48140014		1-	A	A3
C 5104	CHIP CAP.	0.1uF	25V	B	GRM188B11E104KA01D	K22144814		1-	A	A3
C 5105	CHIP CAP.	0.01uF	50V	B	GRM216B11H103KA01D	K22170817		1-	A	A2
C 5107	CHIP CAP.	0.1uF	25V	B	GRM188B11E104KA01D	K22144814		1-	A	B4
C 5111	CHIP CAP.	0.1uF	25V	B	GRM188B11E104KA01D	K22144814		1-	A	A3
C 5115	CHIP CAP.	0.01uF	50V	B	GRM188B11H103KA01D	K22174823		1-	A	A3
C 5119	AL.ELECTRO.CAP.	10uF	25V		EMVA250ADA100MD55G	K48140014		1-	A	A1
C 5120	CHIP CAP.	0.1uF	25V	B	GRM188B11E104KA01D	K22144814		1-	A	B4
C 5122	CHIP CAP.	0.01uF	50V	B	GRM188B11H103KA01D	K22174823		1-	A	B4
C 5123	CHIP CAP.	0.001uF	50V	B	GRM188B11H102KA01D	K22174821		1-	A	A3
C 5124	AL.ELECTRO.CAP.	10uF	35V		EEE1VA100WR	K48160006		1-	A	C5
C 5126	CHIP CAP.	15pF	250V	C0G	GRM21A5C2E150JW01D	K22240303		1-	B	d2
C 5128	CHIP CAP.	0.001uF	50V	B	GRM188B11H102KA01D	K22174821		1-	A	B1
C 5129	CHIP CAP.	0.01uF	50V	CH	GRM2192C1H103JA01D	K22170291		1-	A	B1
C 5130	CHIP CAP.	0.01uF	50V	CH	GRM2192C1H103JA01D	K22170291		1-	A	B2
C 5131	CHIP CAP.	0.1uF	25V	B	GRM21BB11E104KA01L	K22140811		1-	A	B3
C 5134	CHIP CAP.	0.1uF	25V	B	GRM21BB11E104KA01L	K22140811		1-	A	B3
C 5135	CHIP CAP.	0.001uF	50V	B	GRM188B11H102KA01D	K22174821		1-	A	B5
C 5136	CHIP CAP.	0.01uF	50V	B	GRM188B11H103KA01D	K22174823		1-	A	B4
C 5137	CHIP CAP.	0.0068uF	50V	B	GRM216B11H682KA01D	K22170815		1-	A	B2
C 5139	CHIP CAP.	0.01uF	50V	B	GRM188B11H103KA01D	K22174823		1-	A	B1

PA Unit Parts List

REF	DESCRIPTION	VALUE	V/W	TOL.	MFR'S DESIG	YAESU P/N	VERS.	LOT	SIDE	LAY ADR
C 5140	CHIP CAP.	0.01uF	50V	B	GRM188B11H103KA01D	K22174823		1-	A	B5
C 5141	CHIP CAP.	0.01uF	50V	B	GRM188B11H103KA01D	K22174823		1-	A	B4
C 5142	CHIP CAP.	0.0068uF	50V	B	GRM216B11H682KA01D	K22170815		1-	A	B1
C 5143	CHIP CAP.	0.001uF	50V	B	GRM188B11H102KA01D	K22174821		1-	A	B3
C 5146	CHIP CAP.	0.001uF	50V	B	GRM188B11H102KA01D	K22174821		1-	A	B1
C 5147	AL.ELECTRO.CAP.	10uF	25V		EMVA250ADA100MD55G	K48140014		1-	A	B5
C 5148	CHIP CAP.	0.01uF	50V	B	GRM188B11H103KA01D	K22174823		1-	A	B3
C 5150	CHIP TA.CAP.	1uF	25V		TMCMA1E105MTRF	K78140013		1-	A	A5
C 5153	CHIP CAP.	0.1uF	25V	B	GRM21BB11E104KA01L	K22140811		1-	A	B1
C 5154	CHIP CAP.	0.001uF	50V	B	GRM188B11H102KA01D	K22174821		1-	A	B4
C 5156	CHIP CAP.	0.1uF	25V	B	GRM21BB11E104KA01L	K22140811		1-	A	B1
C 5157	CHIP CAP.	0.1uF	25V	B	GRM188B11E104KA01D	K22144814		1-	A	B3
C 5160	CHIP CAP.	0.01uF	50V	B	GRM188B11H103KA01D	K22174823		1-	A	B3
C 5161	CHIP CAP.	0.01uF	250V	X7R	GRM21BR72E103KW03L	K22240801		1-	A	C4
C 5162	CHIP CAP.	0.1uF	25V	B	GRM188B11E104KA01D	K22144814		1-	A	B4
C 5164	CHIP CAP.	0.0022uF	250V	U2J	GRM21A7U2E222JW31D	K22240329		1-	B	d1
C 5165	CHIP CAP.	0.0022uF	250V	U2J	GRM21A7U2E222JW31D	K22240329		1-	B	d2
C 5166	AL.ELECTRO.CAP.	100uF	25V		UVXE101MCL1GB	K48140024		1-	A	C4
C 5167	CHIP CAP.	0.01uF	50V	B	GRM188B11H103KA01D	K22174823		1-	A	C4
C 5168	CHIP CAP.	0.1uF	25V	B	GRM188B11E104KA01D	K22144814		1-	A	B3
C 5169	CHIP CAP.	0.0022uF	250V	U2J	GRM21A7U2E222JW31D	K22240329		1-	B	d1
C 5170	CHIP CAP.	0.0022uF	250V	U2J	GRM21A7U2E222JW31D	K22240329		1-	B	d2
C 5174	CHIP CAP.	0.01uF	50V	B	GRM188B11H103KA01D	K22174823		1-	A	B4
C 5175	AL.ELECTRO.CAP.	1000uF	25V		25CE1000BS	K48140025		1-	A	C3
C 5176	CHIP CAP.	0.01uF	50V	B	GRM188B11H103KA01D	K22174823		1-	A	B3
C 5177	CHIP CAP.	0.1uF	25V	B	GRM188B11E104KA01D	K22144814		1-	A	B4
C 5178	CHIP CAP.	0.1uF	25V	B	GRM188B11E104KA01D	K22144814		1-	A	B4
C 5179	FILM CAP.	270pF	500V		UC342H2700J-T	K33279013		1-	B	c2
C 5180	CHIP CAP.	0.1uF	250V	X7R	GRM31CR72E104KW03L	K22241804		1-	A	C3
C 5181	CHIP CAP.	0.01uF	50V	B	GRM188B11H103KA01D	K22174823		1-	A	B4
C 5182	FILM CAP.	330pF	500V		UC342H3300J-T	K33279014		1-	A	C1
C 5183	FILM CAP.	470pF	500V		UC342H4700J-T	K33279015		1-	B	c2
C 5184	FILM CAP.	330pF	500V		UC342H3300J-T	K33279014		1-	A	C3
C 5185	CHIP CAP.	0.01uF	250V	X7R	GRM21BR72E103KW03L	K22240801		1-	A	C3
C 5186	CHIP CAP.	0.1uF	25V	B	GRM188B11E104KA01D	K22144814		1-	A	B4
C 5187	CHIP CAP.	0.01uF	50V	B	GRM188B11H103KA01D	K22174823		1-	A	C4
C 5189	CHIP CAP.	0.001uF	250V	U2J	GRM21A7U2E102JW31D	K22240325		1-	A	C3
C 5192	CHIP CAP.	0.01uF	50V	B	GRM188B11H103KA01D	K22174823		1-	A	B4
C 5193	CHIP CAP.	0.01uF	50V	B	GRM188B11H103KA01D	K22174823		1-	A	B4
C 5194	CHIP CAP.	0.1uF	250V	X7R	GRM31CR72E104KW03L	K22241804		1-	A	C2
C 5195	CHIP CAP.	0.01uF	250V	X7R	GRM21BR72E103KW03L	K22240801		1-	A	C2
C 5197	CHIP CAP.	0.01uF	50V	B	GRM188B11H103KA01D	K22174823		1-	A	B3
C 5198	CHIP CAP.	0.001uF	50V	B	GRM188B11H102KA01D	K22174821		1-	A	B4
C 5199	CHIP CAP.	0.001uF	50V	B	GRM188B11H102KA01D	K22174821		1-	A	B4
C 5204	CHIP CAP.	0.022uF	50V	B	GRM188B11H223KA01D	K22174839		1-	A	D1
C 5205	CHIP CAP.	0.022uF	50V	B	GRM188B11H223KA01D	K22174839		1-	A	D1
C 5206	CHIP CAP.	0.022uF	50V	B	GRM188B11H223KA01D	K22174839		1-	A	C3
C 5207	CHIP CAP.	0.022uF	50V	B	GRM188B11H223KA01D	K22174839		1-	A	D2
C 5208	CHIP CAP.	0.022uF	50V	B	GRM188B11H223KA01D	K22174839		1-	A	C3
C 5209	CHIP CAP.	0.022uF	50V	B	GRM188B11H223KA01D	K22174839		1-	A	C3
C 5210	CHIP CAP.	0.022uF	50V	B	GRM188B11H223KA01D	K22174839		1-	A	C3
C 5213	CHIP CAP.	0.0022uF	50V	B	GRM188B11H222KA01D	K22174822		1-	A	E3
C 5214	CHIP CAP.	0.0022uF	50V	B	GRM188B11H222KA01D	K22174822		1-	A	E2
C 5215	CHIP CAP.	56pF	50V	CH	GRM1882C1H560JA01D	K22174229		1-	A	E2
C 5216	CHIP CAP.	56pF	50V	CH	GRM1882C1H560JA01D	K22174229		1-	A	E2
C 5217	CHIP CAP.	68pF	50V	CH	GRM1882C1H680JA01D	K22174231		1-	A	E2
C 5218	CHIP CAP.	56pF	50V	CH	GRM1882C1H560JA01D	K22174229		1-	A	E2
C 5220	CHIP CAP.	27pF	250V	CH	GQM2195C2E270JB13D	K22240217		1-	B	b1
C 5227	CHIP CAP.	10pF	250V	C0G	GRM21A5C2E100JW01D	K22240301		1-	B	b4
C 5228	CHIP CAP.	33pF	250V	C0G	GRM21A5C2E330JW01D	K22240307		1-	B	b3
C 5229	CHIP CAP.	5pF	250V	C0G	GQM2195C2E5R0CB12D	K22240248		1-	A	E3
C 5230	CHIP CAP.	5pF	250V	C0G	GQM2195C2E5R0CB12D	K22240248		1-	A	E2
C 5231	CHIP CAP.	560pF	250V	U2J	GRM21A7U2E561JW31D	K22240322		1-	B	b2
C 5233	CHIP CAP.	27pF	250V	CH	GQM2195C2E270JB13D	K22240217		1-	B	b1
C 5234	CHIP CAP.	270pF	250V	C0G	GRM21A5C2E271JW01D	K22240318		1-	B	b2
C 5236	CHIP CAP.	68pF	250V	C0G	GRM21A5C2E680JW01D	K22240311		1-	B	c4
C 5238	CHIP CAP.	3pF	250V	C0G	GQM2195C2E3R0CB12D	K22240246		1-	B	b1
C 5240	CHIP CAP.	0.001uF	250V	U2J	GRM21A7U2E102JW31D	K22240325		1-	B	b2
C 5241	CHIP CAP.	820pF	250V	U2J	GRM21A7U2E821JW31D	K22240324		1-	B	b3
C 5243	CHIP CAP.	47pF	250V	C0G	GRM21A5C2E470JW01D	K22240309		1-	B	b3
C 5244	CHIP CAP.	12pF	250V	C0G	GRM21A5C2E120JW01D	K22240302		1-	B	b3
C 5245	CHIP CAP.	15pF	250V	C0G	GRM21A5C2E150JW01D	K22240303		1-	B	b3
C 5246	CHIP CAP.	12pF	250V	C0G	GRM21A5C2E120JW01D	K22240302		1-	B	b4
C 5248	CHIP CAP.	8pF	250V	C0G	GQM2195C2E8R0DB12D	K22240251		1-	B	b3
C 5251	CHIP CAP.	180pF	250V	C0G	GRM21A5C2E181JW01D	K22240316		1-	B	b2

PA Unit Parts List

REF	DESCRIPTION	VALUE	V/W	TOL.	MFR'S DESIG	YAESU P/N	VERS.	LOT	SIDE	LAY ADR
C 5253	CHIP CAP.	120pF	250V	C0G	GRM21A5C2E121JW01D	K22240314		1-	B	b4
C 5255	CHIP CAP.	82pF	250V	C0G	GQM2195C2E820JB12D	K22240257		1-	B	a2
C 5256	CHIP CAP.	470pF	250V	U2J	GRM21A7U2E471JW31D	K22240321		1-	B	a2
C 5257	CHIP CAP.	180pF	250V	C0G	GRM21A5C2E181JW01D	K22240316		1-	B	b3
C 5258	CHIP CAP.	100pF	250V	C0G	GRM21A5C2E101JW01D	K22240313		1-	B	b4
C 5259	CHIP CAP.	82pF	250V	C0G	GRM21A5C2E820JW01D	K22240312		1-	B	b3
C 5261	CHIP CAP.	0.001uF	250V	U2J	GRM21A7U2E102JW31D	K22240325		1-	B	a2
C 5262	CHIP CAP.	560pF	250V	U2J	GRM21A7U2E561JW31D	K22240322		1-	B	b3
C 5263	CHIP CAP.	100pF	250V	C0G	GRM21A5C2E101JW01D	K22240313		1-	B	a3
C 5264	CHIP CAP.	47pF	250V	C0G	GRM21A5C2E470JW01D	K22240309		1-	B	b3
C 5265	CHIP CAP.	100pF	250V	C0G	GRM21A5C2E101JW01D	K22240313		1-	B	b4
C 5266	CHIP CAP.	68pF	250V	C0G	GRM21A5C2E680JW01D	K22240311		1-	B	b3
C 5267	CHIP CAP.	15pF	250V	C0G	GQM2195C2E150JB12D	K22240234		1-	B	a1
C 5270	CHIP CAP.	180pF	250V	C0G	GRM21A5C2E181JW01D	K22240316		1-	B	a3
C 5271	CHIP CAP.	22pF	250V	C0G	GRM21A5C2E220JW01D	K22240305		1-	B	b4
C 5272	CHIP CAP.	120pF	250V	C0G	GRM21A5C2E121JW01D	K22240314		1-	B	b4
C 5273	CHIP CAP.	56pF	250V	C0G	GRM21A5C2E560JW01D	K22240310		1-	B	b4
C 5275	CHIP CAP.	47pF	250V	C0G	GRM21A5C2E470JW01D	K22240309		1-	B	b3
C 5277	CHIP CAP.	560pF	250V	U2J	GRM21A7U2E561JW31D	K22240322		1-	B	a2
C 5280	CHIP CAP.	0.1uF	25V	B	GRM188B11E104KA01D	K22144814		1-	B	a2
C 5281	CHIP CAP.	470pF	250V	U2J	GRM21A7U2E471JW31D	K22240321		1-	B	a3
C 5282	CHIP CAP.	150pF	250V	C0G	GRM21A5C2E151JW01D	K22240315		1-	B	b4
C 5283	CHIP CAP.	180pF	250V	C0G	GRM21A5C2E181JW01D	K22240316		1-	B	b4
C 5284	CHIP CAP.	82pF	250V	C0G	GRM21A5C2E820JW01D	K22240312		1-	B	b3
C 5285	CHIP CAP.	82pF	250V	C0G	GQM2195C2E820JB12D	K22240257		1-	B	a2
C 5286	CHIP CAP.	0.001uF	250V	U2J	GRM21A7U2E102JW31D	K22240325		1-	B	a2
C 5287	CHIP CAP.	560pF	250V	U2J	GRM21A7U2E561JW31D	K22240322		1-	B	b4
C 5288	CHIP CAP.	33pF	250V	C0G	GRM21A5C2E330JW01D	K22240307		1-	B	a3
C 5289	CHIP CAP.	120pF	250V	C0G	GRM21A5C2E121JW01D	K22240314		1-	B	a3
C 5290	CHIP CAP.	15pF	250V	C0G	GRM21A5C2E150JW01D	K22240303		1-	B	b4
C 5291	CHIP CAP.	68pF	250V	C0G	GRM21A5C2E680JW01D	K22240311		1-	B	a3
C 5293	CHIP CAP.	270pF	250V	C0G	GRM21A5C2E271JW01D	K22240318		1-	B	a2
C 5294	CHIP CAP.	150pF	250V	C0G	GRM21A5C2E151JW01D	K22240315		1-	B	a4
C 5295	CHIP CAP.	330pF	250V	C0G	GRM21A5C2E331JW01D	K22240319		1-	B	a4
C 5296	CHIP CAP.	120pF	250V	C0G	GRM21A5C2E121JW01D	K22240314		1-	B	a3
C 5297	CHIP CAP.	18pF	250V	C0G	GQM2195C2E180JB12D	K22240235		1-	B	a2
C 5300	CHIP CAP.	27pF	250V	C0G	GRM21A5C2E270JW01D	K22240306		1-	B	a4
C 5301	CHIP CAP.	27pF	250V	C0G	GRM21A5C2E270JW01D	K22240306		1-	B	a4
C 5302	CHIP CAP.	39pF	250V	C0G	GRM21A5C2E390JW01D	K22240308		1-	B	a4
C 5304	CHIP CAP.	33pF	250V	C0G	GRM21A5C2E330JW01D	K22240307		1-	B	a3
C 5306	CHIP CAP.	0.1uF	25V	B	GRM188B11E104KA01D	K22144814		1-	B	a1
C 5307	CHIP CAP.	0.001uF	250V	U2J	GRM21A7U2E102JW31D	K22240325		1-	B	a2
C 5308	CHIP CAP.	470pF	250V	U2J	GRM21A7U2E471JW31D	K22240321		1-	B	a4
C 5309	CHIP CAP.	15pF	250V	CH	GQM2195C2E150JB13D	K22240214		1-	B	a2
C 5310	CHIP CAP.	150pF	250V	C0G	GRM21A5C2E151JW01D	K22240315		1-	B	a3
C 5311	CHIP CAP.	100pF	250V	C0G	GRM21A5C2E101JW01D	K22240313		1-	B	a3
C 5312	CHIP CAP.	33pF	250V	C0G	GRM21A5C2E330JW01D	K22240307		1-	B	a4
C 5313	CHIP CAP.	33pF	250V	C0G	GRM21A5C2E330JW01D	K22240307		1-	B	a3
C 5314	CHIP CAP.	0.01uF	50V	B	GRM188B11H103KA01D	K22174823		1-	B	b1
C 5319	CHIP CAP.	270pF	250V	C0G	GRM21A5C2E271JW01D	K22240318		1-	B	a2
C 5325	CHIP CAP.	0.001uF	50V	B	GRM188B11H102KA01D	K22174821		1-	B	a1
C 5326	CHIP CAP.	0.001uF	250V	U2J	GRM21A7U2E102JW31D	K22240325		1-	B	a1
C 5327	CHIP CAP.	0.1uF	250V	X7R	GRM31CR72E104KW03L	K22241804		1-	B	a1
C 5328	CHIP CAP.	0.01uF	250V	X7R	GRM21BR72E103KW03L	K22240801		1-	B	a1
C 5329	CHIP CAP.	0.01uF	50V	B	GRM188B11H103KA01D	K22174823		1-	A	A5
C 5331	CHIP CAP.	0.1uF	250V	X7R	GRM31CR72E104KW03L	K22241804		1-	A	E1
C 5332	CHIP CAP.	0.01uF	250V	X7R	GRM21BR72E103KW03L	K22240801		1-	A	E1
C 5333	AL.ELECTRO.CAP.	47uF	35V		EEE1VA470WVP	K48160005		1-	A	A4
C 5334	CHIP CAP.	0.022uF	50V	B	GRM188B11H223KA01D	K22174839		1-	A	E2
C 5335	CHIP CAP.	0.022uF	50V	B	GRM188B11H223KA01D	K22174839		1-	A	E3
C 5336	CHIP CAP.	0.022uF	50V	B	GRM188B11H223KA01D	K22174839		1-	A	E4
C 5337	CHIP CAP.	0.022uF	50V	B	GRM188B11H223KA01D	K22174839		1-	A	E3
C 5338	CHIP CAP.	0.022uF	50V	B	GRM188B11H223KA01D	K22174839		1-	A	E4
C 5339	CHIP CAP.	0.022uF	50V	B	GRM188B11H223KA01D	K22174839		1-	A	E4
C 5340	CHIP CAP.	0.022uF	50V	B	GRM188B11H223KA01D	K22174839		1-	A	E3
C 5351	CHIP CAP.	0.001uF	50V	B	GRM188B11H102KA01D	K22174821		1-	A	B4
C 5352	CHIP CAP.	0.1uF	25V	B	GRM188B11E104KA01D	K22144814		1-	A	B4
C 5353	CHIP CAP.	470pF	50V	CH	GRM1882C1H471JA01D	K22174249		1-	B	b4
C 5354	CHIP CAP.	15pF	50V	CH	GRM1882C1H150JA01D	K22174215		1-	A	E1
C 5355	CHIP CAP.	15pF	50V	CH	GRM1882C1H150JA01D	K22174215		1-	A	E1
C 5359	CHIP CAP.	0.01uF	50V	B	GRM188B11H103KA01D	K22174823		1-	A	B5
C 5360	CHIP CAP.	0.001uF	50V	B	GRM188B11H102KA01D	K22174821		1-	B	c5
C 5361	CHIP CAP.	0.001uF	50V	B	GRM188B11H102KA01D	K22174821		1-	B	c5
C 5362	CHIP CAP.	0.1uF	25V	B	GRM188B11E104KA01D	K22144814		1-	A	B5
C 5364	CHIP CAP.	0.001uF	50V	B	GRM188B11H102KA01D	K22174821		1-	A	A2

PA Unit Parts List

REF	DESCRIPTION	VALUE	V/W	TOL.	MFR'S DESIG	YAESU P/N	VERS.	LOT	SIDE	LAY ADR
C 5365	CHIP CAP.	0.01uF	50V	B	GRM188B11H103KA01D	K22174823		1-	A	A2
C 5366	CHIP CAP.	0.1uF	25V	B	GRM188B11E104KA01D	K22144814		1-	A	A2
C 5367	CHIP CAP.	0.01uF	50V	B	GRM188B11H103KA01D	K22174823		1-	A	A2
C 5371	CHIP CAP.	0.1uF	25V	B	GRM188B11E104KA01D	K22144814		1-	A	A3
C 5372	CHIP CAP.	0.1uF	25V	B	GRM188B11E104KA01D	K22144814		1-	A	A2
C 5373	CHIP CAP.	0.1uF	25V	B	GRM21BB11E104KA01L	K22140811		1-	A	B1
C 5374	CHIP CAP.	0.1uF	25V	B	GRM21BB11E104KA01L	K22140811		1-	A	B2
C 5375	CHIP CAP.	0.1uF	25V	B	GRM21BB11E104KA01L	K22140811		1-	A	A2
C 5376	CHIP CAP.	0.1uF	25V	B	GRM21BB11E104KA01L	K22140811		1-	B	d2
C 5377	CHIP CAP.	0.001uF	50V	B	GRM188B11H102KA01D	K22174821		1-	B	d2
C 5379	CHIP CAP.	270pF	250V	C0G	GRM21A5C2E271JW01D	K22240318		1-	B	a2
C 5380	CHIP CAP.	180pF	630V	C0G	GRM31A5C2J181JW01D	K22281235		1-		
D 5001	DIODE				RB051L-40TE25	G2070718		1-	A	C5
D 5002	DIODE				RSX101VA-30TR	G2070984		1-	B	d5
D 5003	DIODE				DAN202U T106	G2070162		1-	A	B3
D 5004	DIODE				RB051L-40TE25	G2070718		1-	A	C5
D 5005	DIODE				DAN202U T106	G2070162		1-	A	B1
D 5006	DIODE				BAS316	G2070716		1-	A	B4
D 5009	DIODE				BAS316	G2070716		1-	A	D1
D 5010	DIODE				BAS316	G2070716		1-	A	D1
D 5011	DIODE				BAS316	G2070716		1-	A	C3
D 5012	DIODE				BAS316	G2070716		1-	A	D2
D 5013	DIODE				BAS316	G2070716		1-	A	C3
D 5014	DIODE				BAS316	G2070716		1-	A	C3
D 5015	DIODE				BAS316	G2070716		1-	A	C3
D 5016	DIODE				DB2J31300L	G2071338		1-	A	E2
D 5017	DIODE				DB2J31300L	G2071338		1-	A	E2
D 5018	SURGE ABSORBER				RHCA-501Q43U	Q9000922		1-	B	a1
D 5019	DIODE				BAS316	G2070716		1-	B	a2
D 5027	SURGE ABSORBER				RHCA-301Q43U	Q9000827		1-	A	E1
D 5029	DIODE				BAS316	G2070716		1-	A	B4
D 5030	DIODE				BAS316	G2070716		1-	A	B4
FB5002	FERRITE BEADS				FBMH3225HM102NT	L9190173		1-	A	A3
FB5006	RFC WITH BEADS				3A RI5.8X6.4-2	L1020732		1-	A	C2
J 5001	CONNECTOR				U.FL-R-SMT(10)	P1091155		1-	A	A3
J 5003	CONNECTOR				IMSA-9202B-1-02-T	P0091174		1-	A	A3
J 5005	CONNECTOR				IMSA-9202B-1-02-T	P0091174		1-	A	A3
J 5011	CONNECTOR				U.FL-R-SMT(10)	P1091155		1-	A	D1
J 5012	CONNECTOR				B2B-ZR(LF)(SN)	P0090647		1-	A	A5
J 5016	CONNECTOR				30FLT-SM2-TB(LF)(SN)(M)	P1091142		1-	A	B5
J 5017	TERMINAL				P43	S5000412		1-	A	D5
J 5018	TERMINAL				P43	S5000412		1-	A	D5
J 5020	CONNECTOR				B2B-ZR(LF)(SN)	P0090647		1-	A	A5
JP5001	WIRE ASSY				GRA 30 */* QEVE	T9318351		1-	A	E2
L 5001	CHIP COIL	39uH		5%	NLV25T-390J-PF	L1691443		1-	A	A3
L 5003	CHIP COIL	39uH		5%	NLV25T-390J-PF	L1691443		1-	A	A1
L 5004	M.RFC	10uH			CDRH74-100MC	L1690599		1-	A	A2
L 5005	TOROIDAL COIL	6uH			N8C T10.9X5.8X4.7	L0023192		1-	A	B2
L 5006	M.RFC	1000uH			LLM3225-102J	L1691157		1-	A	E3
L 5007	M.RFC	1000uH			LLM3225-102J	L1691157		1-	A	E2
L 5008	TOROIDAL COIL	260uH			260U 3A RI9.3-4.8-5	L0022767A		1-	A	E2
L 5009	TOROIDAL COIL	0.18uH			0.18U T50-10	L0022978		1-	A	D1
L 5010	TOROIDAL COIL	1.39uH			1.39U T50-6	L0022970		1-	A	D2
L 5011	TOROIDAL COIL	0.383uH			ERLA224	L0023232		1-	A	C3
L 5012	TOROIDAL COIL	0.42uH			0.42U T50-6	L0022971		1-	A	C4
L 5013	TOROIDAL COIL	0.34uH			0.34U T50-6	L0022977		1-	A	D3
L 5013	TOROIDAL COIL	0.305uH			ERLA220	L0023296		19-	A	D3
L 5014	TOROIDAL COIL	3.77uH			3.770U T50-2	L0021405		1-	A	D2
L 5015	TOROIDAL COIL	1.75uH			ERLA229	L0023216		1-	A	C4
L 5016	TOROIDAL COIL	0.18uH			0.18U T50-10	L0022978		1-	A	D2
L 5017	TOROIDAL COIL	1.04uH			ERLA227	L0023256		1-	A	D3
L 5018	TOROIDAL COIL	0.5uH			0.50U T50-6	L0022975		1-	A	D3
L 5018	TOROIDAL COIL	0.44uH			ERLA222	L0023294		19-	A	D3
L 5019	TOROIDAL COIL	0.4uH			0.40U T50-6	L0022974		1-	A	D4
L 5020	TOROIDAL COIL	0.25uH			0.25U T50-6	L0022976		1-	A	D3
L 5020	TOROIDAL COIL	0.21uH			ERLA218	L0023298		19-	A	D3
L 5021	TOROIDAL COIL	2.94uH			2.940U T50-2	L0021406		1-	A	D2
L 5022	TOROIDAL COIL	1.13uH			ERLA228	L0023246		1-	A	D4
L 5023	TOROIDAL COIL	0.18uH			0.18U T50-10	L0022978		1-	A	E2
L 5024	TOROIDAL COIL	1.04uH			ERLA227	L0023256		1-	A	E3
L 5025	TOROIDAL COIL	0.578uH			ERLA225	L0023234		1-	A	E4
L 5026	TOROIDAL COIL	0.34uH			0.34U T50-6	L0022977		1-	A	D4
L 5026	TOROIDAL COIL	0.305uH			ERLA220	L0023296		19-	A	D4
L 5027	TOROIDAL COIL	0.25uH			0.25U T50-6	L0022976		1-	A	D3
L 5027	TOROIDAL COIL	0.21uH			ERLA218	L0023298		19-	A	D3

PA Unit Parts List

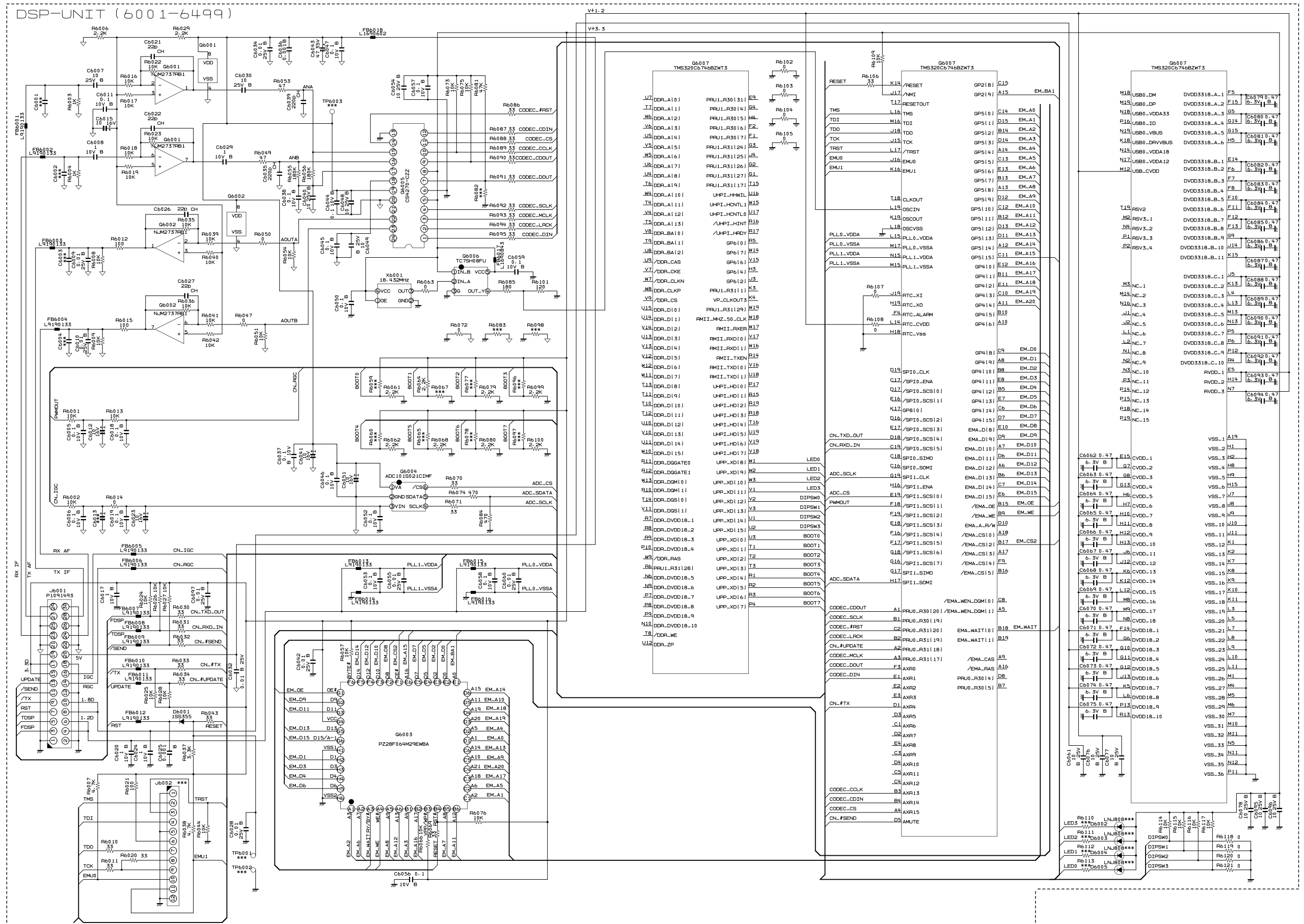
REF	DESCRIPTION	VALUE	V/W	TOL.	MFR'S DESIG	YAESU P/N	VERS.	LOT	SIDE	LAY ADR
L 5028	M.RFC	22uH			RCR875DNP-220L	L1190397		1-	A	D1
L 5029	M.RFC	120uH			RCH-875 121K	L1190396		1-	A	E1
L 5030	CHIP COIL	0.12uH		2%	C2520C-R12G-RA	L1691295		1-	A	E1
P 5001	CONNECTOR				IMSA-9206H-T	P1090988		1-		
P 5002	CONNECTOR				IMSA-9206H-T	P1090988		1-		
Q 5003	FET				RD01MUS1-T113	G3070321		1-	A	A2
Q 5004	TRANSISTOR				2SC4081 T106	G3340818		1-	A	B4
Q 5005	TRANSISTOR				2SC4081 T106	G3340818		1-	A	B4
Q 5006	TRANSISTOR				2SC4081 T106	G3340818		1-	A	B4
Q 5007	TRANSISTOR				2SB1143S	G3211430S		1-	A	B4
Q 5008	TRANSISTOR				2SA812-T2B M5B	G3108127E		1-	A	B4
Q 5009	FET				RD15HVF1	G3070326		1-	A	A1
Q 5011	TRANSISTOR				UMD5N TR	G3070343		1-	A	A3
Q 5013	IC				KIA7808API	G1093164		1-	A	A5
Q 5014	TRANSISTOR				UMD5N TR	G3070343		1-	A	B4
Q 5015	TRANSISTOR				UMD5N TR	G3070343		1-	A	B4
Q 5016	TRANSISTOR				DTC123JE TL	G3070323		1-	A	B4
Q 5017	TRANSISTOR				UMD5N TR	G3070343		1-	A	B5
Q 5018	FET				RD100HHF1-101	G3090151		1-	A	B1
Q 5019	FET				RD100HHF1-101	G3090151		1-	A	B2
Q 5020	TRANSISTOR				UMD5N TR	G3070343		1-	A	B4
Q 5021	TRANSISTOR				UMD5N TR	G3070343		1-	A	B5
Q 5022	TRANSISTOR				UMD5N TR	G3070343		1-	A	B5
Q 5023	TRANSISTOR				UMD5N TR	G3070343		1-	A	B4
Q 5024	TRANSISTOR				2SC4081 T106	G3340818		1-	A	B4
Q 5025	IC				TA75S01F(TE85R.F)	G1091593		1-	A	B4
Q 5026	TRANSISTOR				2SB1182-TLQ	G3070063		1-	A	B3
Q 5027	TRANSISTOR				DTD123YK T146	G3070157		1-	A	B4
Q 5028	TRANSISTOR				UMD5N TR	G3070343		1-	A	B4
Q 5029	TRANSISTOR				UMD5N TR	G3070343		1-	A	B5
Q 5030	IC				LM2902PWR	G1094009		1-	A	B3
Q 5031	TRANSISTOR				2SC4081 T106	G3340818		1-	A	B3
R 5001	CHIP RES.	270	1/16W	5%	RMC1/16 271JATP	J24185271		1-	A	A3
R 5002	CHIP RES.	18	1/16W	5%	RMC1/16 180JATP	J24185180		1-	A	A3
R 5003	CHIP RES.	270	1/16W	5%	RMC1/16 271JATP	J24185271		1-	A	A3
R 5009	CHIP RES.	4.7k	1/16W	5%	RMC1/16 472JATP	J24185472		1-	A	A3
R 5010	CHIP RES.	6.8k	1/16W	5%	RMC1/16 682JATP	J24185682		1-	A	A3
R 5014	CHIP RES.	1k	1/16W	5%	RMC1/16 102JATP	J24185102		1-	A	A3
R 5015	CHIP RES.	56	1/16W	5%	RMC1/16 560JATP	J24185560		1-	A	A3
R 5016	CHIP RES.	1k	1/16W	5%	RMC1/16 102JATP	J24185102		1-	A	A2
R 5017	CHIP RES.	100k	1/16W	1%	RMC1/16 104FTP	J24183104		1-	A	B3
R 5018	CHIP RES.	1k	1/16W	5%	RMC1/16 102JATP	J24185102		1-	A	B4
R 5019	CHIP RES.	0	1/16W	5%	RMC1/16 000JATP	J24185000		1-	A	B5
R 5021	CHIP RES.	3.3k	1/16W	1%	RMC1/16 332FTP	J24183332		1-	A	B3
R 5022	CHIP RES.	10	1/16W	5%	RMC1/16 100JATP	J24185100		1-	A	A2
R 5023	CHIP RES.	180	1/16W	1%	RMC1/16 181FTP	J24183181		1-	A	B3
R 5025	CHIP RES.	10k	1/16W	5%	RMC1/16 103JATP	J24185103		1-	A	B4
R 5026	CHIP RES.	2.2k	1/16W	5%	RMC1/16 222JATP	J24185222		1-	A	B4
R 5027	CHIP RES.	470	1/10W	5%	RMC1/10T 471J	J24205471		1-	A	A2
R 5029	CHIP RES.	10k	1/16W	1%	RMC1/16 103FTP	J24183103		1-	A	B3
R 5030	CHIP RES.	3.9k	1/16W	1%	RMC1/16 392FTP	J24183392		1-	A	B4
R 5031	CHIP RES.	1k	1/16W	1%	RMC1/16 102FTP	J24183102		1-	A	B4
R 5032	CHIP RES.	6.8k	1/16W	1%	RMC1/16 682FTP	J24183682		1-	A	B3
R 5033	CHIP RES.	33k	1/16W	1%	RMC1/16 333FTP	J24183333		1-	A	B4
R 5034	CHIP RES.	6.8k	1/16W	1%	RMC1/16 682FTP	J24183682		1-	A	B3
R 5035	CHIP RES.	33k	1/16W	1%	RMC1/16 333FTP	J24183333		1-	A	B3
R 5039	CHIP RES.	100	1/4W	5%	RMC1/4 101JATP	J24245101		1-	A	B4
R 5040	CHIP RES.	100	1/4W	5%	RMC1/4 101JATP	J24245101		1-	A	B4
R 5042	CHIP RES.	100	1/10W	5%	RMC1/10T 101J	J24205101		1-	A	A2
R 5043	CHIP RES.	1k	1/16W	5%	RMC1/16 102JATP	J24185102		1-	A	A2
R 5044	CHIP RES.	100	1/4W	5%	RMC1/4 101JATP	J24245101		1-	A	B4
R 5045	CHIP RES.	220	1/16W	5%	RMC1/16 221JATP	J24185221		1-	A	A1
R 5049	CHIP RES.	10	1/16W	5%	RMC1/16 100JATP	J24185100		1-	A	A2
R 5050	CHIP RES.	1k	1/16W	5%	RMC1/16 102JATP	J24185102		1-	A	A4
R 5056	CHIP RES.	0.33	1W	10%	RMC1 R33KATE	J24309001		1-	A	A4
R 5057	CHIP RES.	470	1/2W	5%	RMC1/2 471JCTP	J24275471		1-	A	A2
R 5060	CHIP RES.	1k	1/4W	5%	RMC1/4 102JATP	J24245102		1-	A	A3
R 5063	CHIP RES.	1.5	1W	5%	RMC1 1R5JTE	J24305159		1-	A	B1
R 5064	CHIP RES.	1.5	1W	5%	RMC1 1R5JTE	J24305159		1-	A	B2
R 5065	CHIP RES.	100	1/10W	5%	RMC1/10T 101J	J24205101		1-	A	B3
R 5066	CHIP RES.	100	1/10W	5%	RMC1/10T 101J	J24205101		1-	A	A3
R 5067	CHIP RES.	22	1W	5%	RMC1 220JTE	J24305220		1-	A	B2
R 5068	CHIP RES.	22	1W	5%	RMC1 220JTE	J24305220		1-	A	B1
R 5070	CHIP RES.	100	1/10W	5%	RMC1/10T 101J	J24205101		1-	A	B1
R 5071	CHIP RES.	100	1/10W	5%	RMC1/10T 101J	J24205101		1-	A	A1

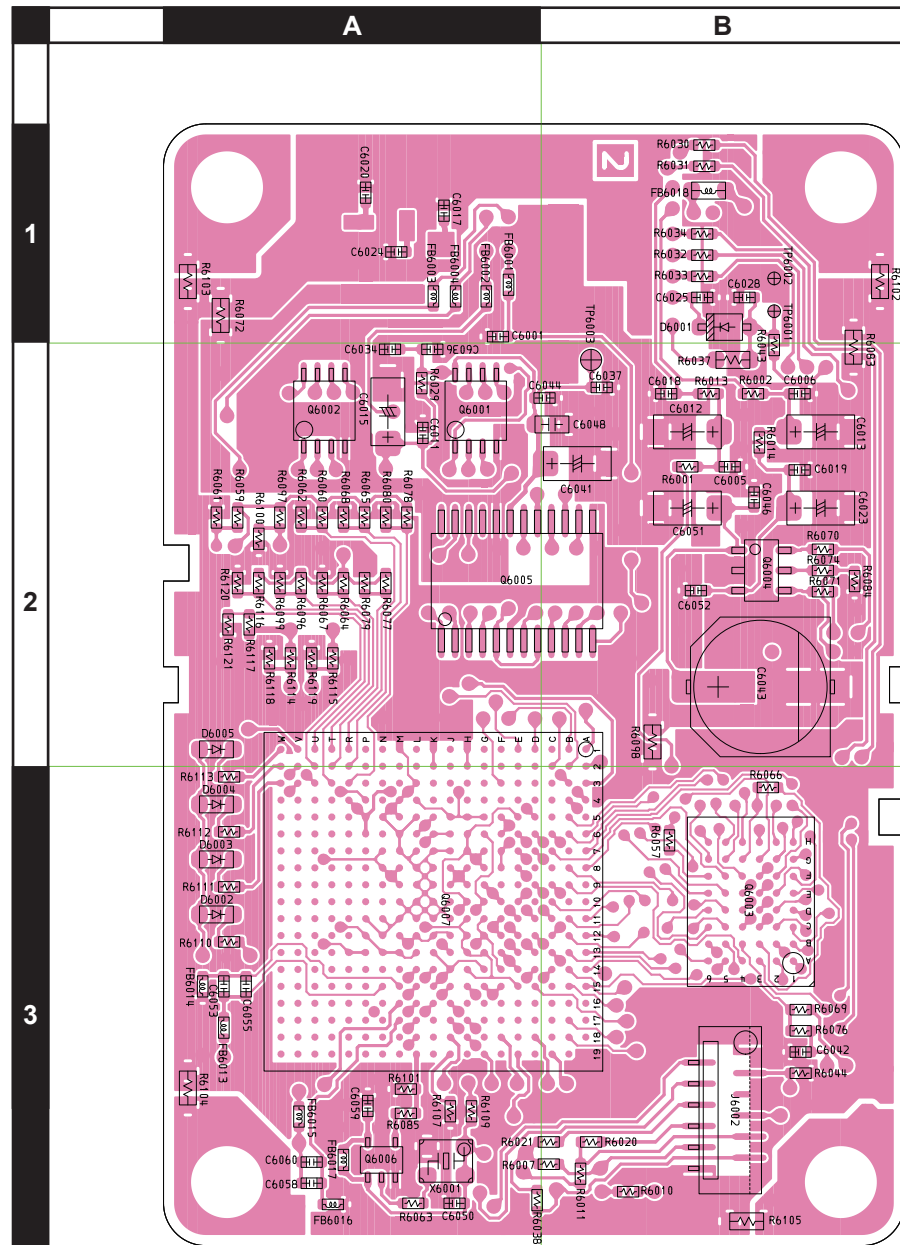
PA Unit Parts List

REF	DESCRIPTION	VALUE	V/W	TOL.	MFR'S DESIG	YAESU P/N	VERS.	LOT	SIDE	LAY ADR
R 5073	CHIP RES.	22	1W	5%	RMC1 220JTE	J24305220		1-	B	d1
R 5076	CHIP RES.	1k	1/4W	5%	RMC1/4 102JATP	J24245102		1-	A	B1
R 5077	CHIP RES.	1k	1/4W	5%	RMC1/4 102JATP	J24245102		1-	A	B3
R 5078	CHIP RES.	0.003	2W		TLR3AWDTE3L00F	J24339066		1-	A	C4
R 5079	CHIP RES.	22	1W	5%	RMC1 220JTE	J24305220		1-	B	d2
R 5080	CHIP RES.	22	1W	5%	RMC1 220JTE	J24305220		1-	B	d1
R 5081	CHIP RES.	10k	1/10W	0.1%	RR1220P-103-B	J24209098		1-	A	C4
R 5082	CHIP RES.	22	1W	5%	RMC1 220JTE	J24305220		1-	B	d2
R 5083	CHIP RES.	1.5k	1/10W	0.1%	RR1220P-152-B	J24209078		1-	A	B4
R 5084	CHIP RES.	10k	1/16W	1%	RMC1/16 103FTP	J24183103		1-	A	B4
R 5085	CHIP RES.	10k	1/16W	5%	RMC1/16 103JATP	J24185103		1-	A	B4
R 5086	CHIP RES.	10k	1/16W	5%	RMC1/16 103JATP	J24185103		1-	A	B4
R 5087	CHIP RES.	1.5k	1/10W	0.1%	RR1220P-152-B	J24209078		1-	A	C4
R 5088	CHIP RES.	33k	1/16W	1%	RMC1/16 333FTP	J24183333		1-	A	B4
R 5089	CHIP RES.	0	1/16W	5%	RMC1/16 000JATP	J24185000		1-	A	B4
R 5090	CHIP RES.	0	1/16W	5%	RMC1/16 000JATP	J24185000		1-	A	B4
R 5091	CHIP RES.	470k	1/16W	5%	RMC1/16 474JATP	J24185474		1-	A	B4
R 5092	CHIP RES.	180k	1/10W	0.5%	RR1220P-184-D-C	J24209225		1-	A	B4
R 5093	CHIP RES.	1.5k	1/10W	0.1%	RR1220P-152-B	J24209078		1-	A	B4
R 5094	CHIP RES.	10k	1/10W	0.1%	RR1220P-103-B	J24209098		1-	A	C4
R 5095	CHIP RES.	1.5k	1/10W	0.1%	RR1220P-152-B	J24209078		1-	A	C4
R 5096	CHIP RES.	1.5k	1/16W	1%	RMC1/16 152FTP	J24183152		1-	A	B4
R 5097	CHIP RES.	5.6k	1/16W	1%	RMC1/16 562FTP	J24183562		1-	A	B4
R 5099	CHIP RES.	180k	1/10W	0.5%	RR1220P-184-D-C	J24209225		1-	A	B4
R 5100	CHIP RES.	4.7k	1/16W	5%	RMC1/16 472JATP	J24185472		1-	A	B4
R 5101	CHIP RES.	1k	1/16W	5%	RMC1/16 102JATP	J24185102		1-	A	B4
R 5102	CHIP RES.	47	1/16W	5%	RMC1/16 470JATP	J24185470		1-	A	D1
R 5103	CHIP RES.	47	1/16W	5%	RMC1/16 470JATP	J24185470		1-	A	D1
R 5104	CHIP RES.	47	1/16W	5%	RMC1/16 470JATP	J24185470		1-	A	C3
R 5105	CHIP RES.	47	1/16W	5%	RMC1/16 470JATP	J24185470		1-	A	D2
R 5106	CHIP RES.	47	1/16W	5%	RMC1/16 470JATP	J24185470		1-	A	C3
R 5107	CHIP RES.	47	1/16W	5%	RMC1/16 470JATP	J24185470		1-	A	C3
R 5108	CHIP RES.	47	1/16W	5%	RMC1/16 470JATP	J24185470		1-	A	C3
R 5109	CHIP RES.	2.7k	1/16W	1%	RMC1/16 272FTP	J24183272		1-	A	E3
R 5110	CHIP RES.	2.7k	1/16W	1%	RMC1/16 272FTP	J24183272		1-	B	a2
R 5111	CHIP RES.	3.3k	1/16W	1%	RMC1/16 332FTP	J24183332		1-	A	E3
R 5112	CHIP RES.	3.3k	1/16W	1%	RMC1/16 332FTP	J24183332		1-	A	E2
R 5113	CHIP RES.	47	1W	5%	RMC1 470JTE	J24305470		1-	B	a2
R 5114	CHIP RES.	47	1W	5%	RMC1 470JTE	J24305470		1-	B	a2
R 5115	CHIP RES.	100	1/16W	5%	RMC1/16 101JATP	J24185101		1-	B	a1
R 5117	CHIP RES.	1	1/4W	5%	RMC1/4 1R0JATP	J24245010		1-	A	A4
R 5122	CHIP RES.	270k	1/16W	1%	RMC1/16 274FTP	J24183274		1-	A	B3
R 5123	CHIP RES.	10k	1/16W	1%	RMC1/16 103FTP	J24183103		1-	A	B3
R 5124	CHIP RES.	47k	1/16W	1%	RMC1/16 473FTP	J24183473		1-	A	B3
R 5125	CHIP RES.	1k	1/16W	1%	RMC1/16 102FTP	J24183102		1-	A	B3
R 5128	CHIP RES.	2.2k	1/16W	5%	RMC1/16 222JATP	J24185222		1-	A	B3
R 5129	CHIP RES.	0	1/16W	5%	RMC1/16 000JATP	J24185000		1-	A	B3
R 5130	CHIP RES.	6.8k	1/16W	1%	RMC1/16 682FTP	J24183682		1-	A	B3
R 5131	CHIP RES.	470	1/16W	1%	RMC1/16 471FTP	J24183471		1-	A	B3
RL5001	RELAY		DC12V		ACP331 DC12V	M1190175		1-	A	C4
RL5002	RELAY		DC12V		FTR-B4SA012Z-B05	M1190209		1-	A	D1
RL5003	RELAY		DC12V		FTR-B4SA012Z-B05	M1190209		1-	A	D1
RL5004	RELAY		DC12V		FTR-B4SA012Z-B05	M1190209		1-	A	C3
RL5005	RELAY		DC12V		FTR-B4SA012Z-B05	M1190209		1-	A	D2
RL5006	RELAY		DC12V		FTR-B4SA012Z-B05	M1190209		1-	A	C3
RL5007	RELAY		DC12V		FTR-B4SA012Z-B05	M1190209		1-	A	C3
RL5008	RELAY		DC12V		FTR-B4SA012Z-B05	M1190209		1-	A	D3
RL5009	RELAY		DC12V		AGQ200A12Z DC12V	M1190188		1-	A	E1
RL5010	RELAY		DC12V		FTR-B4SA012Z-B05	M1190209		1-	A	E2
RL5011	RELAY		DC12V		FTR-B4SA012Z-B05	M1190209		1-	A	E3
RL5012	RELAY		DC12V		FTR-B4SA012Z-B05	M1190209		1-	A	E4
RL5013	RELAY		DC12V		FTR-B4SA012Z-B05	M1190209		1-	A	E3
RL5014	RELAY		DC12V		FTR-B4SA012Z-B05	M1190209		1-	A	E4
RL5015	RELAY		DC12V		FTR-B4SA012Z-B05	M1190209		1-	A	E4
RL5016	RELAY		DC12V		FTR-B4SA012Z-B05	M1190209		1-	A	E3
T 5001	TOROIDAL COIL	5.1uH			ERL9608	L0023250		1-	A	C5
T 5002	BALUN TRANSFORMERS				070812735D	L0023046		1-	A	A2
T 5003	COIL PWR-WIDE				3A5 RIB10X20X10 1T/1T	L0023282		1-	A	B2
T 5004	COIL PWR-WIDE				4D4 RIB16	L0023113		1-	A	D2
TC5001	TRIMMER CAP.	20pF			TZB4R200AA10R00	K91000217		1-	A	E2
TH5001	THERMISTOR				ERTJ0ER103J	G9090119		1-	A	A3
TH5003	THERMISTOR				ERTJ0ER103J	G9090119		1-	A	B3
VR5001	POT.	2.2k			EVM3VXS50BE3	J51843222		1-	A	A3
VR5001	POT.	2.2k			VG039NCHXTB222	J51846222		16-	A	A3
VR5002	POT.	2.2k			EVM3VXS50BE3	J51843222		1-	A	A2

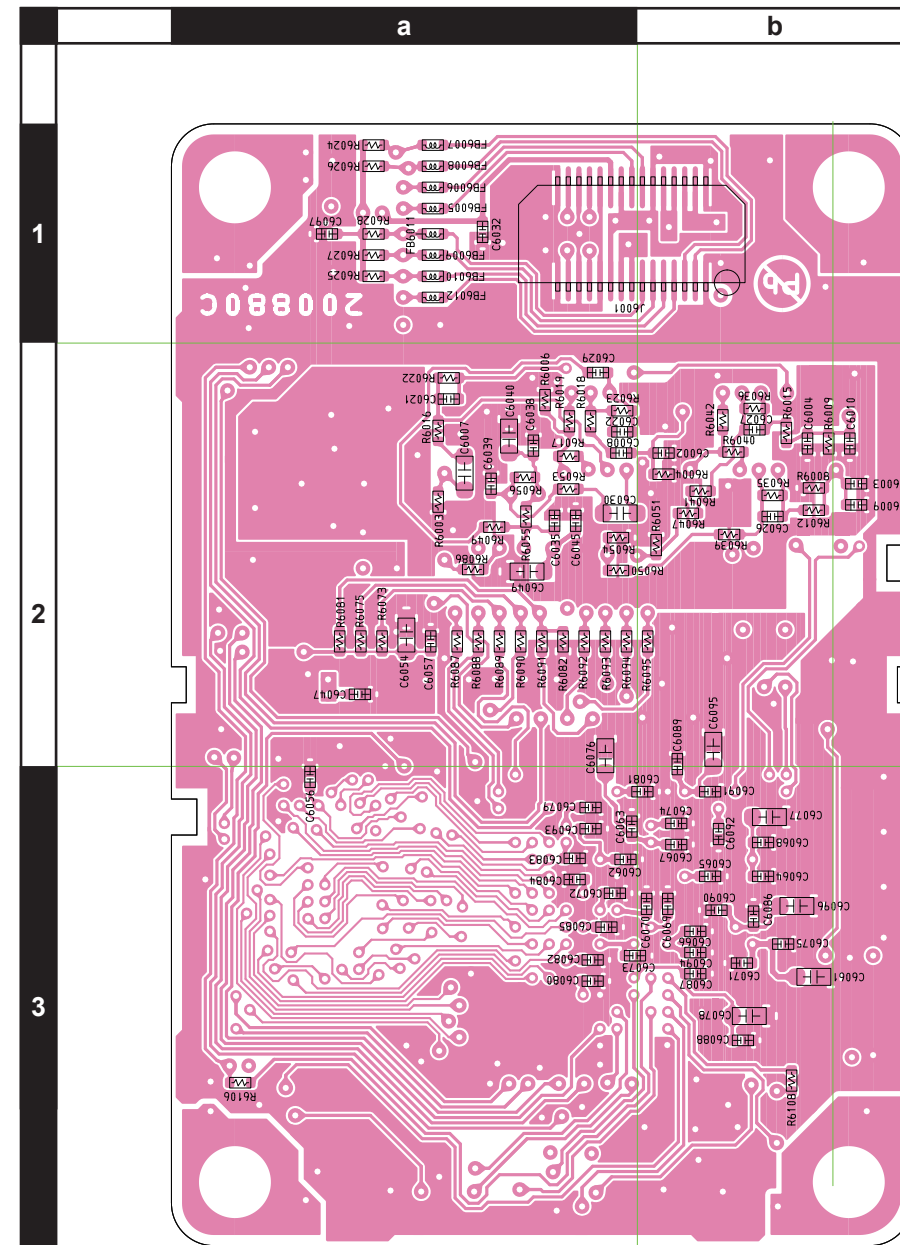
PA Unit Parts List

REF	DESCRIPTION	VALUE	V/W	TOL.	MFR'S DESIG	YAESU P/N	VERS.	LOT	SIDE	LAY ADR
VR5002	POT.	2.2k			VG039NCHXTB222	J51846222		16-	A	A2
VR5003	POT.	2.2k			EVM3VSX50BE3	J51843222		1-	A	A3
VR5003	POT.	2.2k			VG039NCHXTB222	J51846222		16-	A	A3
VR5004	POT.	2.2k			EVM3VSX50BE3	J51843222		1-	A	A1
VR5004	POT.	2.2k			VG039NCHXTB222	J51846222		16-	A	A1
	SHIELD CASE				(19x25)	RA6068800		1-		



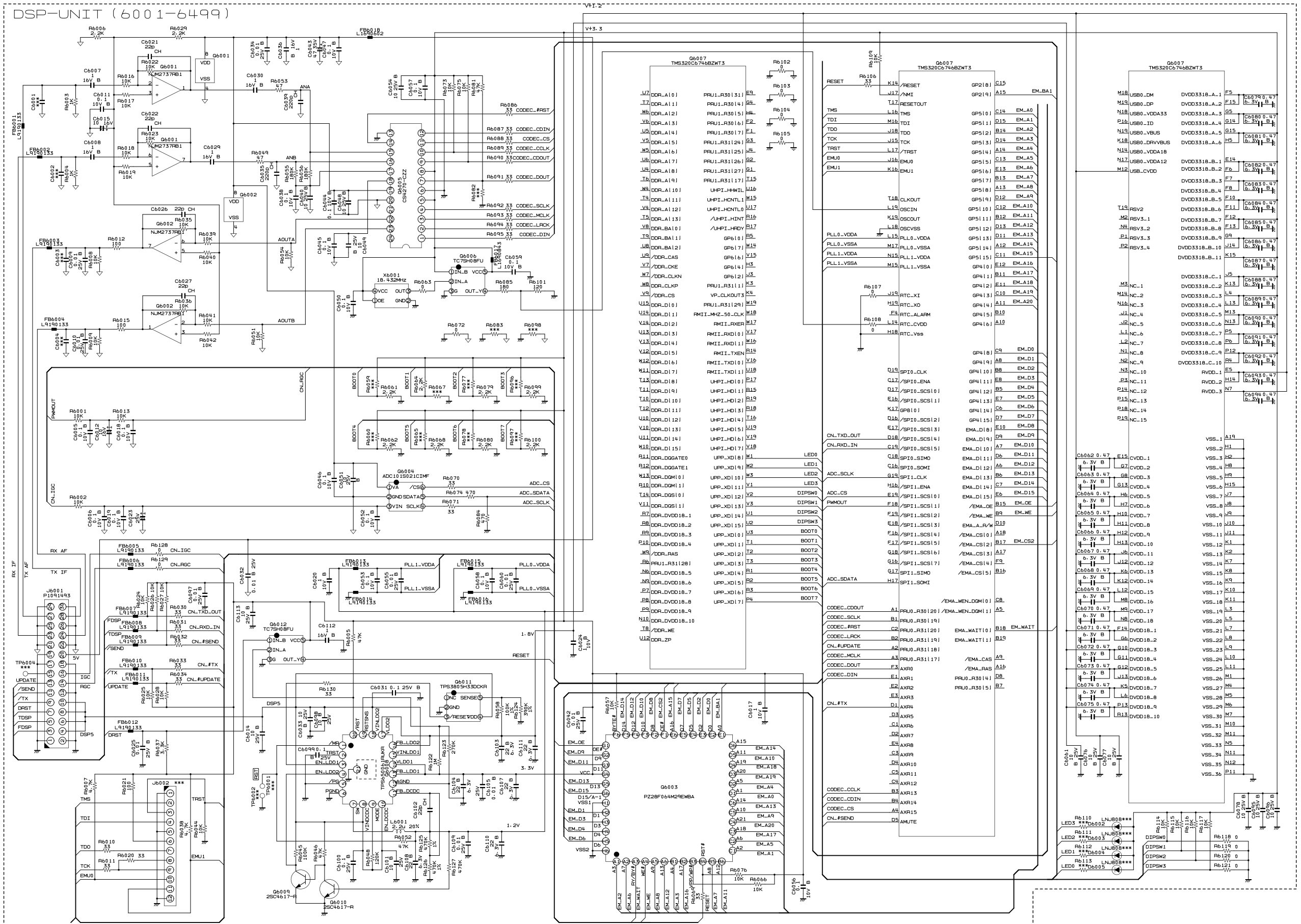


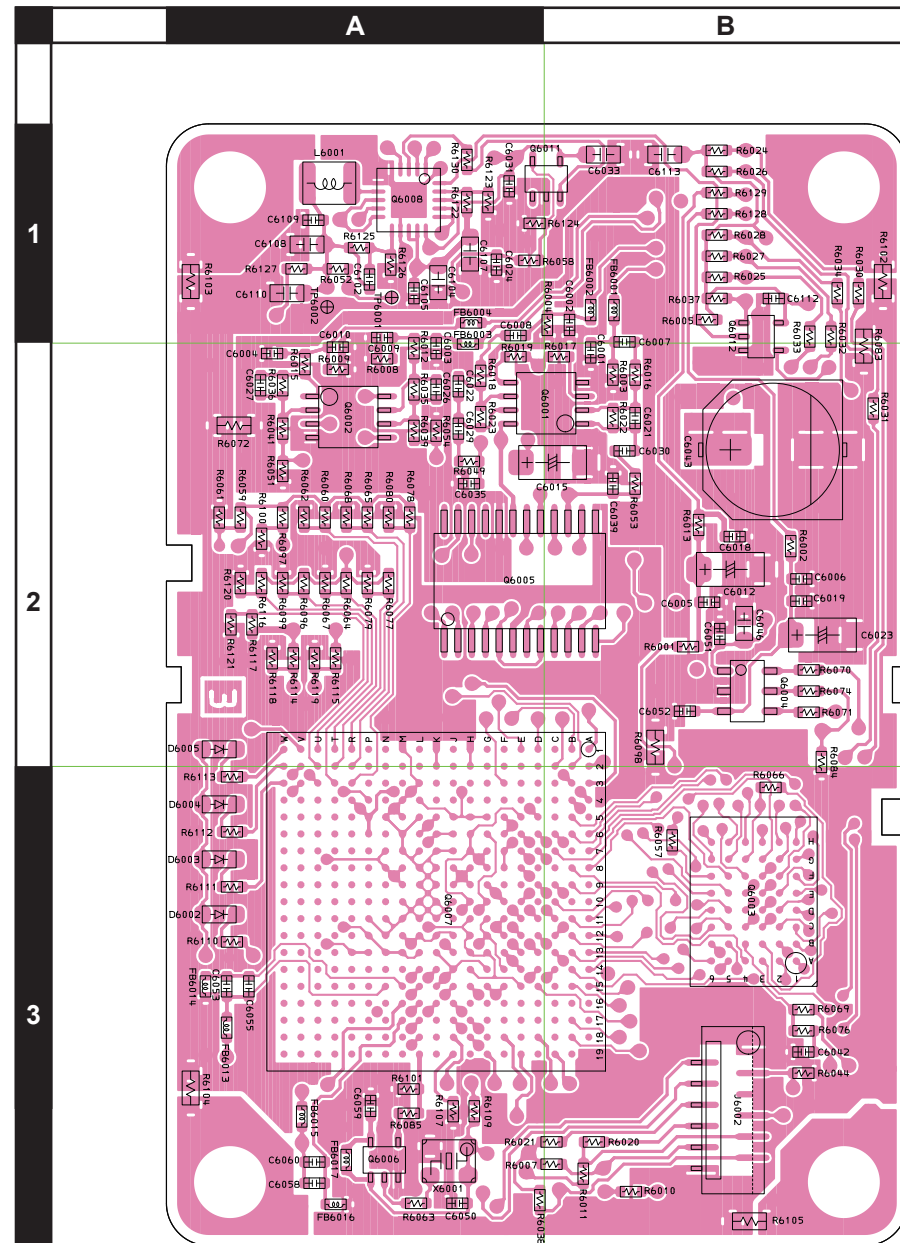
side A



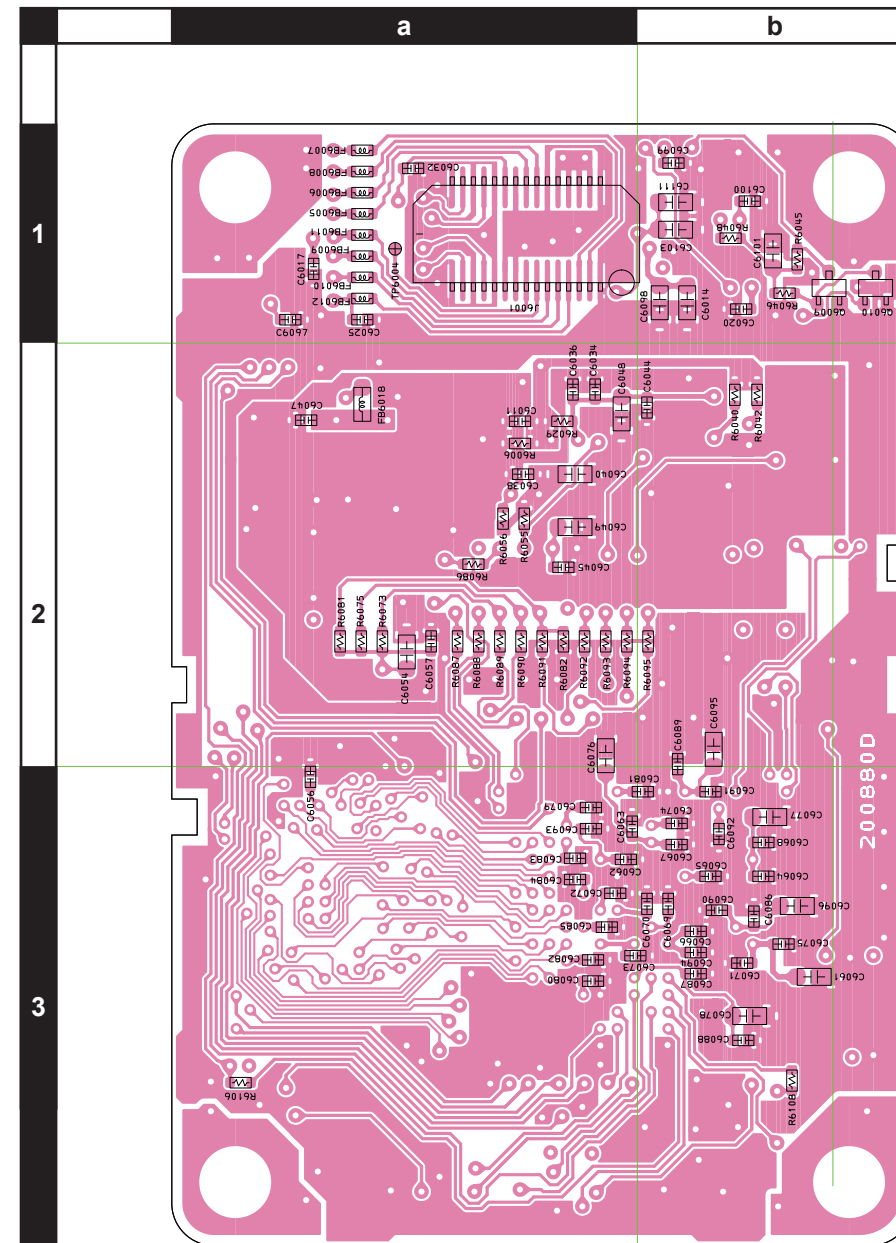
side B

DSP Unit (Lot. 11 -) Circuit Diagram





side A



side B

DSP Unit Parts List

REF	DESCRIPTION	VALUE	V/W	TOL.	MFR'S DESIG	YAESU P/N	VERS.	LOT	SIDE	LAY ADR
PCB with Components (with SHIELD CASE: RA6078900)						CS2462501		1-10		
						CS2462502		11-		
C 6005	CHIP CAP.	0.1uF	10V	B	GRM155B11A104KA01D	K22108802		1-	A	B2
C 6006	CHIP CAP.	0.1uF	10V	B	GRM155B11A104KA01D	K22108802		1-	A	B2
C 6007	CHIP CAP.	10uF	25V	B	GRM188R61E106MA73D	K22144818		1-	A	B2
C 6007	CHIP CAP.	1uF	16V	B	GRM155B31C105KA12D	K22128817		11-	A	B2
C 6008	CHIP CAP.	1uF	10V	B	GRM155B31A105KE15D	K22108809		1-	A	A2
C 6008	CHIP CAP.	1uF	16V	B	GRM155B31C105KA12D	K22128817		11-	A	A2
C 6009	CHIP CAP.	0.01uF	25V	B	GRM155B11E103KA01D	K22148834		1-	A	A2
C 6010	CHIP CAP.	0.01uF	25V	B	GRM155B11E103KA01D	K22148834		1-	A	A2
C 6011	CHIP CAP.	0.1uF	10V	B	GRM155B11A104KA01D	K22108802		1-	B	a2
C 6012	CHIP TA.CAP.	10uF	16V		TMCMA1C106MTRF	K78120077		1-	A	B2
C 6014	CHIP CAP.	10uF	25V	B	GRM188R61E106MA73D	K22144818		11-	B	b1
C 6014	CHIP CAP.	10uF	10V	B	GRM188B31A106ME69D	K22104810		14-	B	b1
C 6015	CHIP TA.CAP.	10uF	16V		TMCMA1C106MTRF	K78120077		1-	A	B2
C 6017	CHIP CAP.	1uF	10V	B	GRM155B31A105KE15D	K22108809		1-	B	a1
C 6018	CHIP CAP.	0.1uF	10V	B	GRM155B11A104KA01D	K22108802		1-	A	B2
C 6019	CHIP CAP.	0.1uF	10V	B	GRM155B11A104KA01D	K22108802		1-	A	B2
C 6020	CHIP CAP.	1uF	10V	B	GRM155B31A105KE15D	K22108809		1-	B	b1
C 6021	CHIP CAP.	22pF	50V	CH	GRM1552C1H220JA01D	K22178220		1-	A	B2
C 6022	CHIP CAP.	22pF	50V	CH	GRM1552C1H220JA01D	K22178220		1-	A	A2
C 6023	CHIP TA.CAP.	10uF	16V		TMCMA1C106MTRF	K78120077		1-	A	B2
C 6023	CHIP TA.CAP.	1uF	25V		TMCMA1E105MTRF	K78140013		11-	A	B2
C 6024	CHIP CAP.	1uF	10V	B	GRM155B31A105KE15D	K22108809		1-	A	A1
C 6025	CHIP CAP.	0.001uF	50V	B	GRM155B11H102KA01D	K22178809		1-	B	a1
C 6025	CHIP CAP.	0.01uF	25V	B	GRM155B11E103KA01D	K22148834		11-	B	a1
C 6026	CHIP CAP.	22pF	50V	CH	GRM1552C1H220JA01D	K22178220		1-	A	A2
C 6027	CHIP CAP.	22pF	50V	CH	GRM1552C1H220JA01D	K22178220		1-	A	A2
C 6028	CHIP CAP.	0.01uF	25V	B	GRM155B11E103KA01D	K22148834		1-10		
C 6029	CHIP CAP.	1uF	10V	B	GRM155B31A105KE15D	K22108809		1-	A	A2
C 6029	CHIP CAP.	1uF	16V	B	GRM155B31C105KA12D	K22128817		11-	A	A2
C 6030	CHIP CAP.	10uF	25V	B	GRM188R61E106MA73D	K22144818		1-	A	B2
C 6030	CHIP CAP.	1uF	16V	B	GRM155B31C105KA12D	K22128817		11-	A	B2
C 6031	CHIP CAP.	0.1uF	25V	B	GRM155B31E104KA87D	K22148838		11-	A	A1
C 6032	CHIP CAP.	0.01uF	25V	B	GRM155B11E103KA01D	K22148834		1-	B	a1
C 6033	CHIP CAP.	10uF	25V	B	GRM188R61E106MA73D	K22144818		11-	A	B1
C 6033	CHIP CAP.	10uF	10V	B	GRM188B31A106ME69D	K22104810		14-	A	B1
C 6034	CHIP CAP.	0.01uF	25V	B	GRM155B11E103KA01D	K22148834		1-	B	a2
C 6035	CHIP CAP.	220pF	50V	CH	GRM1552C1H221JA01D	K22179713		1-	A	A2
C 6036	CHIP CAP.	0.001uF	50V	B	GRM155B11H102KA01D	K22178809		1-	B	a2
C 6036	CHIP CAP.	1uF	16V	B	GRM155B31C105KA12D	K22128817		11-	B	a2
C 6037	CHIP CAP.	0.1uF	10V	B	GRM155B11A104KA01D	K22108802		1-10		
C 6038	CHIP CAP.	0.1uF	10V	B	GRM155B11A104KA01D	K22108802		1-	B	a2
C 6039	CHIP CAP.	220pF	50V	CH	GRM1552C1H221JA01D	K22179713		1-	A	B2
C 6040	CHIP CAP.	10uF	25V	B	GRM188R61E106MA73D	K22144818		1-	B	a2
C 6040	CHIP CAP.	10uF	10V	B	GRM188B31A106ME69D	K22104810		14-	B	a2
C 6041	CHIP TA.CAP.	10uF	16V		TMCMA1C106MTRF	K78120077		1-10		
C 6042	CHIP CAP.	0.01uF	25V	B	GRM155B11E103KA01D	K22148834		1-	A	B3
C 6043	AL.ELECTRO.CAP.	47uF	35V		EEE1VA470WP	K48160005		1-	A	B2
C 6044	CHIP CAP.	0.1uF	10V	B	GRM155B11A104KA01D	K22108802		1-	B	b2
C 6045	CHIP CAP.	0.1uF	10V	B	GRM155B11A104KA01D	K22108802		1-	B	a2
C 6046	CHIP CAP.	0.1uF	10V	B	GRM155B11A104KA01D	K22108802		1-	A	B2
C 6047	CHIP CAP.	0.1uF	10V	B	GRM155B11A104KA01D	K22108802		1-	B	a2
C 6048	CHIP CAP.	10uF	25V	B	GRM188R61E106MA73D	K22144818		1-	B	a2
C 6048	CHIP CAP.	10uF	10V	B	GRM188B31A106ME69D	K22104810		14-	B	a2
C 6049	CHIP CAP.	10uF	25V	B	GRM188R61E106MA73D	K22144818		1-	B	a2
C 6049	CHIP CAP.	10uF	10V	B	GRM188B31A106ME69D	K22104810		14-	B	a2
C 6050	CHIP CAP.	0.1uF	10V	B	GRM155B11A104KA01D	K22108802		1-	A	A3
C 6051	CHIP TA.CAP.	10uF	16V		TMCMA1C106MTRF	K78120077		1-	A	B2
C 6051	CHIP CAP.	10uF	25V	B	GRM188R61E106MA73D	K22144818		11-	A	B2
C 6051	CHIP CAP.	10uF	10V	B	GRM188B31A106ME69D	K22104810		14-	A	B2
C 6052	CHIP CAP.	0.1uF	10V	B	GRM155B11A104KA01D	K22108802		1-	A	B2
C 6053	CHIP CAP.	0.1uF	10V	B	GRM155B11A104KA01D	K22108802		1-	A	A3
C 6054	CHIP CAP.	10uF	25V	B	GRM188R61E106MA73D	K22144818		1-	B	a2
C 6054	CHIP CAP.	10uF	10V	B	GRM188B31A106ME69D	K22104810		14-	B	a2
C 6055	CHIP CAP.	0.01uF	25V	B	GRM155B11E103KA01D	K22148834		1-	A	A3
C 6056	CHIP CAP.	0.1uF	10V	B	GRM155B11A104KA01D	K22108802		1-	B	a3
C 6057	CHIP CAP.	0.1uF	10V	B	GRM155B11A104KA01D	K22108802		1-	B	a2
C 6058	CHIP CAP.	0.1uF	10V	B	GRM155B11A104KA01D	K22108802		1-	A	A3
C 6059	CHIP CAP.	0.1uF	10V	B	GRM155B11A104KA01D	K22108802		1-	A	A3
C 6060	CHIP CAP.	0.01uF	25V	B	GRM155B11E103KA01D	K22148834		1-	A	A3
C 6061	CHIP CAP.	10uF	25V	B	GRM188R61E106MA73D	K22144818		1-	B	b3
C 6061	CHIP CAP.	10uF	10V	B	GRM188B31A106ME69D	K22104810		14-	B	b3
C 6062	CHIP CAP.	0.47uF	6.3V	B	GRM155B30J474KE18D	K22088802		1-	B	a3
C 6063	CHIP CAP.	0.47uF	6.3V	B	GRM155B30J474KE18D	K22088802		1-	B	a3

DSP Unit Parts List

REF	DESCRIPTION	VALUE	V/W	TOL.	MFR'S DESIG	YAESU P/N	VERS.	LOT	SIDE	LAY ADR
C 6064	CHIP CAP.	0.47uF	6.3V	B	GRM155B30J474KE18D	K22088802		1-	B	b3
C 6065	CHIP CAP.	0.47uF	6.3V	B	GRM155B30J474KE18D	K22088802		1-	B	b3
C 6066	CHIP CAP.	0.47uF	6.3V	B	GRM155B30J474KE18D	K22088802		1-	B	b3
C 6067	CHIP CAP.	0.47uF	6.3V	B	GRM155B30J474KE18D	K22088802		1-	B	b3
C 6068	CHIP CAP.	0.47uF	6.3V	B	GRM155B30J474KE18D	K22088802		1-	B	b3
C 6069	CHIP CAP.	0.47uF	6.3V	B	GRM155B30J474KE18D	K22088802		1-	B	b3
C 6070	CHIP CAP.	0.47uF	6.3V	B	GRM155B30J474KE18D	K22088802		1-	B	b3
C 6071	CHIP CAP.	0.47uF	6.3V	B	GRM155B30J474KE18D	K22088802		1-	B	b3
C 6072	CHIP CAP.	0.47uF	6.3V	B	GRM155B30J474KE18D	K22088802		1-	B	a3
C 6073	CHIP CAP.	0.47uF	6.3V	B	GRM155B30J474KE18D	K22088802		1-	B	a3
C 6074	CHIP CAP.	0.47uF	6.3V	B	GRM155B30J474KE18D	K22088802		1-	B	b3
C 6075	CHIP CAP.	0.47uF	6.3V	B	GRM155B30J474KE18D	K22088802		1-	B	b3
C 6076	CHIP CAP.	10uF	25V	B	GRM188R61E106MA73D	K22144818		1-	B	a2
C 6076	CHIP CAP.	10uF	10V	B	GRM188B31A106ME69D	K22104810		14-	B	a2
C 6077	CHIP CAP.	10uF	25V	B	GRM188R61E106MA73D	K22144818		1-	B	b3
C 6077	CHIP CAP.	10uF	10V	B	GRM188B31A106ME69D	K22104810		14-	B	b3
C 6078	CHIP CAP.	10uF	25V	B	GRM188R61E106MA73D	K22144818		1-	B	b3
C 6078	CHIP CAP.	10uF	10V	B	GRM188B31A106ME69D	K22104810		14-	B	b3
C 6079	CHIP CAP.	0.47uF	6.3V	B	GRM155B30J474KE18D	K22088802		1-	B	a3
C 6080	CHIP CAP.	0.47uF	6.3V	B	GRM155B30J474KE18D	K22088802		1-	B	a3
C 6081	CHIP CAP.	0.47uF	6.3V	B	GRM155B30J474KE18D	K22088802		1-	B	b3
C 6082	CHIP CAP.	0.47uF	6.3V	B	GRM155B30J474KE18D	K22088802		1-	B	a3
C 6083	CHIP CAP.	0.47uF	6.3V	B	GRM155B30J474KE18D	K22088802		1-	B	a3
C 6084	CHIP CAP.	0.47uF	6.3V	B	GRM155B30J474KE18D	K22088802		1-	B	a3
C 6085	CHIP CAP.	0.47uF	6.3V	B	GRM155B30J474KE18D	K22088802		1-	B	a3
C 6086	CHIP CAP.	0.47uF	6.3V	B	GRM155B30J474KE18D	K22088802		1-	B	b3
C 6087	CHIP CAP.	0.47uF	6.3V	B	GRM155B30J474KE18D	K22088802		1-	B	b3
C 6088	CHIP CAP.	0.47uF	6.3V	B	GRM155B30J474KE18D	K22088802		1-	B	b3
C 6089	CHIP CAP.	0.47uF	6.3V	B	GRM155B30J474KE18D	K22088802		1-	B	b3
C 6090	CHIP CAP.	0.47uF	6.3V	B	GRM155B30J474KE18D	K22088802		1-	B	b3
C 6091	CHIP CAP.	0.47uF	6.3V	B	GRM155B30J474KE18D	K22088802		1-	B	b3
C 6092	CHIP CAP.	0.47uF	6.3V	B	GRM155B30J474KE18D	K22088802		1-	B	b3
C 6093	CHIP CAP.	0.47uF	6.3V	B	GRM155B30J474KE18D	K22088802		1-	B	a3
C 6094	CHIP CAP.	0.47uF	6.3V	B	GRM155B30J474KE18D	K22088802		1-	B	b3
C 6095	CHIP CAP.	10uF	25V	B	GRM188R61E106MA73D	K22144818		1-	B	b2
C 6095	CHIP CAP.	10uF	10V	B	GRM188B31A106ME69D	K22104810		14-	B	b2
C 6096	CHIP CAP.	10uF	25V	B	GRM188R61E106MA73D	K22144818		1-	B	b3
C 6096	CHIP CAP.	10uF	10V	B	GRM188B31A106ME69D	K22104810		14-	B	b3
C 6097	CHIP CAP.	0.01uF	25V	B	GRM155B11E103KA01D	K22148834		1-	B	a1
C 6098	CHIP CAP.	10uF	25V	B	GRM188R61E106MA73D	K22144818		11-	B	b1
C 6098	CHIP CAP.	10uF	10V	B	GRM188B31A106ME69D	K22104810		14-	B	b1
C 6099	CHIP CAP.	0.1uF	25V	B	GRM155B31E104KA87D	K22148838		11-	B	b1
C 6100	CHIP CAP.	0.1uF	25V	B	GRM155B31E104KA87D	K22148838		11-	B	b1
C 6101	CHIP CAP.	10uF	25V	B	GRM188R61E106MA73D	K22144818		11-	B	b1
C 6101	CHIP CAP.	10uF	10V	B	GRM188B31A106ME69D	K22104810		14-	B	b1
C 6102	CHIP CAP.	22pF	50V	CH	GRM1552C1H220JA01D	K22178220		11-	A	A1
C 6103	CHIP CAP.	22uF	6.3V	B	GRM188R60J226MEA0D	K22084807		11-	B	b1
C 6104	CHIP CAP.	22uF	6.3V	B	GRM188R60J226MEA0D	K22084807		11-	A	A1
C 6105	CHIP CAP.	0.01uF	25V	B	GRM155B11E103KA01D	K22148834		11-	A	A1
C 6107	CHIP CAP.	22uF	6.3V	B	GRM188R60J226MEA0D	K22084807		11-	A	A1
C 6108	CHIP CAP.	22uF	6.3V	B	GRM188R60J226MEA0D	K22084807		11-	A	A1
C 6109	CHIP CAP.	0.01uF	25V	B	GRM155B11E103KA01D	K22148834		11-	A	A1
C 6110	CHIP CAP.	22uF	6.3V	B	GRM188R60J226MEA0D	K22084807		11-	A	A1
C 6111	CHIP CAP.	22uF	6.3V	B	GRM188R60J226MEA0D	K22084807		11-	B	b1
C 6112	CHIP CAP.	1uF	16V	B	GRM155B31C105KA12D	K22128817		11-	A	B1
C 6113	CHIP CAP.	10uF	25V	B	GRM188R61E106MA73D	K22144818		11-	A	B1
C 6113	CHIP CAP.	10uF	10V	B	GRM188B31A106ME69D	K22104810		14-	A	B1
D 6001	DIODE				1SS355 TE-17	G2070470		1-10		
FB6001	FERRITE BEADS				BLM15BD102SN1D	L9190133		1-	A	B1
FB6002	FERRITE BEADS				BLM15BD102SN1D	L9190133		1-	A	B1
FB6003	FERRITE BEADS				BLM15BD102SN1D	L9190133		1-	A	A2
FB6004	FERRITE BEADS				BLM15BD102SN1D	L9190133		1-	A	A1
FB6005	FERRITE BEADS				BLM15BD102SN1D	L9190133		1-	B	a1
FB6006	FERRITE BEADS				BLM15BD102SN1D	L9190133		1-	B	a1
FB6007	FERRITE BEADS				BLM15BD102SN1D	L9190133		1-	B	a1
FB6008	FERRITE BEADS				BLM15BD102SN1D	L9190133		1-	B	a1
FB6009	FERRITE BEADS				BLM15BD102SN1D	L9190133		1-	B	a1
FB6010	FERRITE BEADS				BLM15BD102SN1D	L9190133		1-	B	a1
FB6011	FERRITE BEADS				BLM15BD102SN1D	L9190133		1-	B	a1
FB6012	FERRITE BEADS				BLM15BD102SN1D	L9190133		1-	B	a1
FB6013	FERRITE BEADS				BLM15BD102SN1D	L9190133		1-	A	A3
FB6014	FERRITE BEADS				BLM15BD102SN1D	L9190133		1-	A	A3
FB6015	FERRITE BEADS				BLM15BD102SN1D	L9190133		1-	A	A3
FB6016	FERRITE BEADS				BLM15BD102SN1D	L9190133		1-	A	A3
FB6017	FERRITE BEADS				BLM15AG121SN1D	L1690843		1-	A	A3

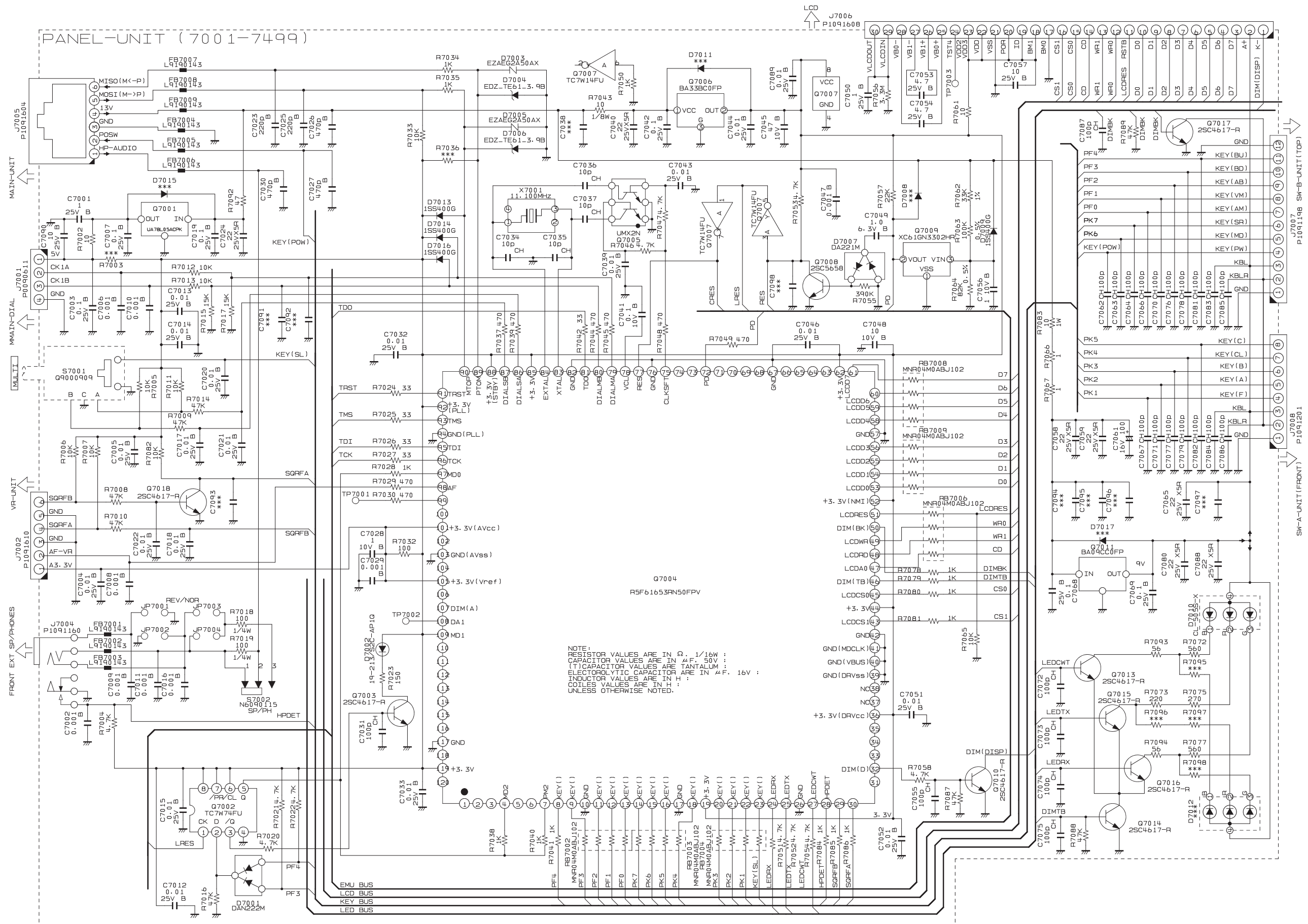
DSP Unit Parts List

REF	DESCRIPTION	VALUE	V/W	TOL.	MFR'S DESIG	YAESU P/N	VERS.	LOT	SIDE	LAY ADR
FB6018	FERRITE BEADS				BLM18BD182SN1D	L1690602		1-	B	a2
J 6001	CONNECTOR				AXK5S30047YG	P1091493		1-	B	a1
L 6001	CHIP COIL	2.2uH		20%	LQM2HPN2R2MGHL	L1691986		11-	A	A1
Q 6001	IC				NJM2737RB1-TE1	G1095244		1-	A	A2
Q 6001	IC				NJM2732RB1-TE1	G1095540		19-	A	A2
Q 6002	IC				NJM2737RB1-TE1	G1095244		1-	A	A2
Q 6002	IC				NJM2732RB1-TE1	G1095540		19-	A	A2
Q 6003	IC				PZ28F064M29EWBA YR2090	G1095298		1-	A	B3
Q 6004	IC				ADC101S021CIMF	G1095071		1-	A	B2
Q 6005	IC				CS4270-CZZ	G1094482		1-	A	A2
Q 6006	IC				TC7SH08FU(TE85L.JF)	G1094736		1-	A	A3
Q 6007	IC				TMS320C6746EZWT3	G1095068		1-	A	A3
Q 6008	IC				TPS650061RUKR	G1095070		11-	A	A1
Q 6009	TRANSISTOR				2SC4617 TL R	G3346178R		11-	B	b1
Q 6010	TRANSISTOR				2SC4617 TL R	G3346178R		11-	B	b1
Q 6011	IC				TPS3805H33DCKR	G1095072		11-	A	A1
Q 6012	IC				TC7SH08FU(TE85L.JF)	G1094736		11-	A	B2
R 6001	CHIP RES.	10k	1/16W	5%	RMC1/16S 103JTH	J24189037		1-	A	B2
R 6002	CHIP RES.	10k	1/16W	5%	RMC1/16S 103JTH	J24189037		1-	A	B2
R 6003	CHIP RES.	1k	1/16W	5%	RMC1/16S 102JTH	J24189025		1-	A	B2
R 6004	CHIP RES.	1k	1/16W	5%	RMC1/16S 102JTH	J24189025		1-	A	B1
R 6005	CHIP RES.	47k	1/16W	5%	RMC1/16S 473JTH	J24189045		11-	A	B1
R 6006	CHIP RES.	2.2k	1/16W	5%	RMC1/16S 222JTH	J24189029		1-	B	a2
R 6007	CHIP RES.	4.7k	1/16W	5%	RMC1/16S 472JTH	J24189033		1-	A	B3
R 6008	CHIP RES.	10k	1/16W	5%	RMC1/16S 103JTH	J24189037		1-	A	A2
R 6009	CHIP RES.	10k	1/16W	5%	RMC1/16S 103JTH	J24189037		1-	A	A2
R 6010	CHIP RES.	33	1/16W	5%	RMC1/16S 330JTH	J24189007		1-	A	B3
R 6011	CHIP RES.	33	1/16W	5%	RMC1/16S 330JTH	J24189007		1-	A	B3
R 6012	CHIP RES.	100	1/16W	5%	RMC1/16S 101JTH	J24189013		1-	A	A2
R 6013	CHIP RES.	10k	1/16W	5%	RMC1/16S 103JTH	J24189037		1-	A	B2
R 6014	CHIP RES.	0	1/16W	5%	RMC1/16S JPTH	J24189070		1-10		
R 6015	CHIP RES.	100	1/16W	5%	RMC1/16S 101JTH	J24189013		1-	A	A2
R 6016	CHIP RES.	10k	1/16W	5%	RMC1/16S 103JTH	J24189037		1-	A	B2
R 6017	CHIP RES.	10k	1/16W	5%	RMC1/16S 103JTH	J24189037		1-	A	B2
R 6018	CHIP RES.	10k	1/16W	5%	RMC1/16S 103JTH	J24189037		1-	A	A2
R 6019	CHIP RES.	10k	1/16W	5%	RMC1/16S 103JTH	J24189037		1-	A	A2
R 6020	CHIP RES.	33	1/16W	5%	RMC1/16S 330JTH	J24189007		1-	A	B3
R 6021	CHIP RES.	100	1/16W	5%	RMC1/16S 101JTH	J24189013		1-	A	B3
R 6022	CHIP RES.	10k	1/16W	5%	RMC1/16S 103JTH	J24189037		1-	A	B2
R 6023	CHIP RES.	10k	1/16W	5%	RMC1/16S 103JTH	J24189037		1-	A	A2
R 6024	CHIP RES.	10k	1/16W	5%	RMC1/16S 103JTH	J24189037		1-	A	B1
R 6025	CHIP RES.	10k	1/16W	5%	RMC1/16S 103JTH	J24189037		1-	A	B1
R 6026	CHIP RES.	10k	1/16W	5%	RMC1/16S 103JTH	J24189037		1-	A	B1
R 6027	CHIP RES.	10k	1/16W	5%	RMC1/16S 103JTH	J24189037		1-	A	B1
R 6028	CHIP RES.	10k	1/16W	5%	RMC1/16S 103JTH	J24189037		1-	A	B1
R 6029	CHIP RES.	2.2k	1/16W	5%	RMC1/16S 222JTH	J24189029		1-	B	a2
R 6030	CHIP RES.	33	1/16W	5%	RMC1/16S 330JTH	J24189007		1-	A	B1
R 6031	CHIP RES.	33	1/16W	5%	RMC1/16S 330JTH	J24189007		1-	A	B2
R 6032	CHIP RES.	33	1/16W	5%	RMC1/16S 330JTH	J24189007		1-	A	B2
R 6033	CHIP RES.	33	1/16W	5%	RMC1/16S 330JTH	J24189007		1-	A	B2
R 6034	CHIP RES.	33	1/16W	5%	RMC1/16S 330JTH	J24189007		1-	A	B1
R 6035	CHIP RES.	10k	1/16W	5%	RMC1/16S 103JTH	J24189037		1-	A	A2
R 6036	CHIP RES.	10k	1/16W	5%	RMC1/16S 103JTH	J24189037		1-	A	A2
R 6037	CHIP RES.	3.3k	1/16W	5%	RMC1/16 332JATP	J24185332		1-	A	B1
R 6037	CHIP RES.	3.3k	1/16W	5%	RMC1/16S 332JTH	J24189031		11-	A	B1
R 6038	CHIP RES.	4.7k	1/16W	5%	RMC1/16S 472JTH	J24189033		1-	A	A3
R 6039	CHIP RES.	10k	1/16W	5%	RMC1/16S 103JTH	J24189037		1-	A	a2
R 6040	CHIP RES.	10k	1/16W	5%	RMC1/16S 103JTH	J24189037		1-	B	b2
R 6041	CHIP RES.	10k	1/16W	5%	RMC1/16S 103JTH	J24189037		1-	A	A2
R 6042	CHIP RES.	10k	1/16W	5%	RMC1/16S 103JTH	J24189037		1-	B	b2
R 6043	CHIP RES.	33	1/16W	5%	RMC1/16S 330JTH	J24189007		1-10		
R 6044	CHIP RES.	10k	1/16W	5%	RMC1/16S 103JTH	J24189037		1-	A	B3
R 6045	CHIP RES.	100k	1/16W	5%	RMC1/16S 104JTH	J24189049		11-	B	b1
R 6046	CHIP RES.	47k	1/16W	5%	RMC1/16S 473JTH	J24189045		11-	B	b1
R 6047	CHIP RES.	0	1/16W	5%	RMC1/16S JPTH	J24189070		1-10		
R 6048	CHIP RES.	120k	1/16W	5%	RMC1/16S 124JTH	J24189050		11-	B	b1
R 6049	CHIP RES.	47	1/16W	5%	RMC1/16S 470JTH	J24189009		1-	A	A2
R 6050	CHIP RES.	0	1/16W	5%	RMC1/16S JPTH	J24189070		1-10		
R 6051	CHIP RES.	10k	1/16W	5%	RMC1/16S 103JTH	J24189037		1-	A	A2
R 6052	CHIP RES.	47k	1/16W	5%	RMC1/16S 473JTH	J24189045		11-	A	A1
R 6053	CHIP RES.	47	1/16W	5%	RMC1/16S 470JTH	J24189009		1-	A	B2
R 6054	CHIP RES.	10k	1/16W	5%	RMC1/16S 103JTH	J24189037		1-	A	A2
R 6055	CHIP RES.	180k	1/16W	5%	RMC1/16S 184JTH	J24189052		1-	B	a2
R 6056	CHIP RES.	180k	1/16W	5%	RMC1/16S 184JTH	J24189052		1-	B	a2
R 6057	CHIP RES.	10k	1/16W	5%	RMC1/16S 103JTH	J24189037		1-	A	B3

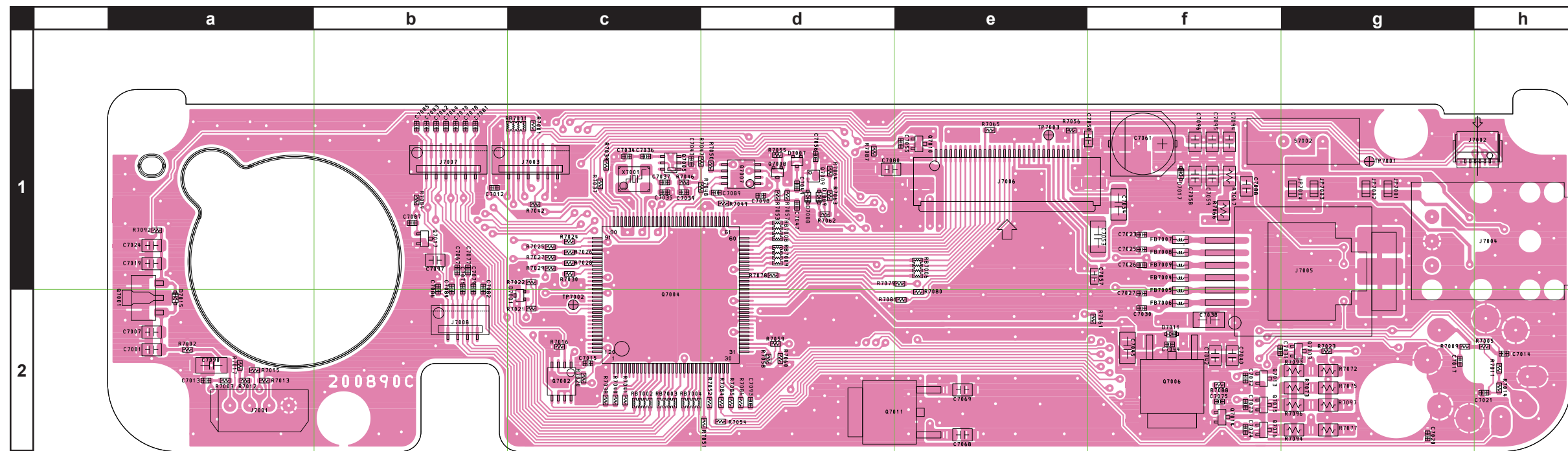
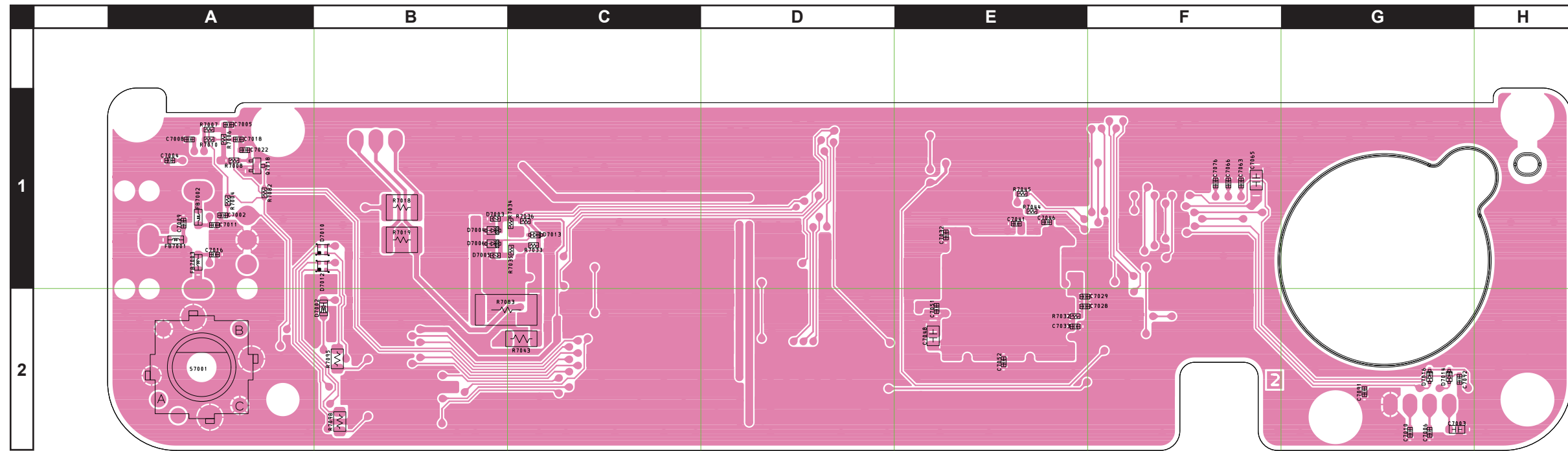
DSP Unit Parts List

REF	DESCRIPTION	VALUE	V/W	TOL.	MFR'S DESIG	YAESU P/N	VERS.	LOT	SIDE	LAY ADR
R 6058	CHIP RES.	100k	1/16W	1%	RMC1/16SK104FTH	J24189529		11-	A	A1
R 6061	CHIP RES.	2.2k	1/16W	5%	RMC1/16S 222JTH	J24189029		1-	A	A2
R 6062	CHIP RES.	2.2k	1/16W	5%	RMC1/16S 222JTH	J24189029		1-	A	A2
R 6063	CHIP RES.	0	1/16W	5%	RMC1/16S JPTH	J24189070		1-	A	A3
R 6064	CHIP RES.	2.2k	1/16W	5%	RMC1/16S 222JTH	J24189029		1-	A	A2
R 6066	CHIP RES.	10k	1/16W	5%	RMC1/16S 103JTH	J24189037		1-	A	B3
R 6068	CHIP RES.	2.2k	1/16W	5%	RMC1/16S 222JTH	J24189029		1-	A	A2
R 6069	CHIP RES.	33	1/16W	5%	RMC1/16S 330JTH	J24189007		1-	A	B3
R 6070	CHIP RES.	33	1/16W	5%	RMC1/16S 330JTH	J24189007		1-	A	B2
R 6071	CHIP RES.	33	1/16W	5%	RMC1/16S 330JTH	J24189007		1-	A	B2
R 6072	CHIP RES.	0	1/16W	5%	RMC1/16 000JATP	J24185000		1-	A	A2
R 6073	CHIP RES.	10k	1/16W	5%	RMC1/16S 103JTH	J24189037		1-	B	a2
R 6074	CHIP RES.	470	1/16W	5%	RMC1/16S 471JTH	J24189021		1-	A	B2
R 6075	CHIP RES.	10k	1/16W	5%	RMC1/16S 103JTH	J24189037		1-	B	a2
R 6076	CHIP RES.	10k	1/16W	5%	RMC1/16S 103JTH	J24189037		1-	A	B3
R 6079	CHIP RES.	2.2k	1/16W	5%	RMC1/16S 222JTH	J24189029		1-	A	A2
R 6080	CHIP RES.	2.2k	1/16W	5%	RMC1/16S 222JTH	J24189029		1-	A	A2
R 6081	CHIP RES.	47k	1/16W	5%	RMC1/16S 473JTH	J24189045		1-	B	a2
R 6084	CHIP RES.	470	1/16W	5%	RMC1/16S 471JTH	J24189021		1-	A	B3
R 6085	CHIP RES.	180	1/16W	5%	RMC1/16S 181JTH	J24189016		1-	A	A3
R 6086	CHIP RES.	33	1/16W	5%	RMC1/16S 330JTH	J24189007		1-	B	a2
R 6087	CHIP RES.	33	1/16W	5%	RMC1/16S 330JTH	J24189007		1-	B	a2
R 6088	CHIP RES.	33	1/16W	5%	RMC1/16S 330JTH	J24189007		1-	B	a2
R 6089	CHIP RES.	33	1/16W	5%	RMC1/16S 330JTH	J24189007		1-	B	a2
R 6090	CHIP RES.	33	1/16W	5%	RMC1/16S 330JTH	J24189007		1-	B	a2
R 6091	CHIP RES.	33	1/16W	5%	RMC1/16S 330JTH	J24189007		1-	B	a2
R 6092	CHIP RES.	33	1/16W	5%	RMC1/16S 330JTH	J24189007		1-	B	a2
R 6093	CHIP RES.	33	1/16W	5%	RMC1/16S 330JTH	J24189007		1-	B	a2
R 6094	CHIP RES.	33	1/16W	5%	RMC1/16S 330JTH	J24189007		1-	B	a2
R 6095	CHIP RES.	33	1/16W	5%	RMC1/16S 330JTH	J24189007		1-	B	b2
R 6099	CHIP RES.	2.2k	1/16W	5%	RMC1/16S 222JTH	J24189029		1-	A	A2
R 6100	CHIP RES.	2.2k	1/16W	5%	RMC1/16S 222JTH	J24189029		1-	A	A2
R 6101	CHIP RES.	120	1/16W	5%	RMC1/16S 121JTH	J24189014		1-	A	A3
R 6102	CHIP RES.	0	1/16W	5%	RMC1/16 000JATP	J24185000		1-	A	B1
R 6103	CHIP RES.	0	1/16W	5%	RMC1/16 000JATP	J24185000		1-	A	A1
R 6104	CHIP RES.	0	1/16W	5%	RMC1/16 000JATP	J24185000		1-	A	A3
R 6105	CHIP RES.	0	1/16W	5%	RMC1/16 000JATP	J24185000		1-	A	B3
R 6106	CHIP RES.	33	1/16W	5%	RMC1/16S 330JTH	J24189007		1-	B	a3
R 6107	CHIP RES.	0	1/16W	5%	RMC1/16S JPTH	J24189070		1-	A	A3
R 6108	CHIP RES.	0	1/16W	5%	RMC1/16S JPTH	J24189070		1-	B	b3
R 6109	CHIP RES.	10k	1/16W	5%	RMC1/16S 103JTH	J24189037		1-	A	A3
R 6114	CHIP RES.	10k	1/16W	5%	RMC1/16S 103JTH	J24189037		1-	A	A2
R 6115	CHIP RES.	10k	1/16W	5%	RMC1/16S 103JTH	J24189037		1-	A	A2
R 6116	CHIP RES.	10k	1/16W	5%	RMC1/16S 103JTH	J24189037		1-	A	A2
R 6117	CHIP RES.	10k	1/16W	5%	RMC1/16S 103JTH	J24189037		1-	A	A2
R 6118	CHIP RES.	0	1/16W	5%	RMC1/16S JPTH	J24189070		1-	A	A2
R 6119	CHIP RES.	0	1/16W	5%	RMC1/16S JPTH	J24189070		1-	A	A2
R 6120	CHIP RES.	0	1/16W	5%	RMC1/16S JPTH	J24189070		1-	A	A2
R 6121	CHIP RES.	0	1/16W	5%	RMC1/16S JPTH	J24189070		1-	A	A2
R 6122	CHIP RES.	1M	1/16W	5%	RMC1/16S 105JTH	J24189061		11-	A	A1
R 6123	CHIP RES.	270k	1/16W	5%	RMC1/16S 274JTH	J24189054		11-	A	A1
R 6124	CHIP RES.	390k	1/16W	1%	RMC1/16SK394FTH	J24189536		11-	A	A1
R 6125	CHIP RES.	470k	1/16W	1%	RMC1/16SK474FTH	J24189537		11-	A	A1
R 6126	CHIP RES.	470k	1/16W	1%	RMC1/16SK474FTH	J24189537		11-	A	A1
R 6127	CHIP RES.	470k	1/16W	5%	RMC1/16S 474JTH	J24189057		11-	A	A1
R 6128	CHIP RES.	0	1/16W	5%	RMC1/16S JPTH	J24189070		11-	A	B1
R 6129	CHIP RES.	0	1/16W	5%	RMC1/16S JPTH	J24189070		11-	A	B1
R 6130	CHIP RES.	33	1/16W	5%	RMC1/16S 330JTH	J24189007		11-	A	A1
X 6001	SPXO	18.432MHz			DSO221SWAH 18.432MHZ	H0103452		1-	A	A3
	SHIELD CASE COVER				(DSP)	RA6078700		1-		
	SHIELD CASE				(33x41)	RA6078900		1-		

PANEL Unit Circuit Diagram



PANEL Unit
Parts Layout



PANEL Unit

Parts List

REF	DESCRIPTION	VALUE	V/W	TOL.	MFR'S DESIG	YAESU P/N	VERS.	LOT	SIDE	LAY ADR
C 7001	CHIP CAP.	1uF	25V	B	GRM21BB31E105KA98L	K22140826		1-	B	a2
C 7002	CHIP CAP.	0.001uF	50V	B	GRM155B11H102KA01D	K22178809		1-	A	A1
C 7003	CHIP CAP.	0.1uF	25V	B	GRM188B11E104KA01D	K22144814		1-	A	G2
C 7004	CHIP CAP.	0.01uF	25V	B	GRM155B11E103KA01D	K22148834		1-	A	A1
C 7005	CHIP CAP.	0.01uF	25V	B	GRM155B11E103KA01D	K22148834		1-	A	A1
C 7006	CHIP CAP.	0.001uF	50V	B	GRM155B11H102KA01D	K22178809		1-	A	G2
C 7007	CHIP CAP.	0.1uF	25V	B	GRM21BB11E104KA01L	K22140811		1-	B	a2
C 7008	CHIP CAP.	0.001uF	50V	B	GRM155B11H102KA01D	K22178809		1-	A	A1
C 7009	CHIP CAP.	0.001uF	50V	B	GRM155B11H102KA01D	K22178809		1-	A	A1
C 7010	CHIP CAP.	0.001uF	50V	B	GRM155B11H102KA01D	K22178809		1-	A	G2
C 7011	CHIP CAP.	0.001uF	50V	B	GRM155B11H102KA01D	K22178809		1-	A	A1
C 7012	CHIP CAP.	0.01uF	25V	B	GRM155B11E103KA01D	K22148834		1-	B	b1
C 7013	CHIP CAP.	0.01uF	25V	B	GRM155B11E103KA01D	K22148834		1-	B	a2
C 7014	CHIP CAP.	0.01uF	25V	B	GRM155B11E103KA01D	K22148834		1-	B	h2
C 7015	CHIP CAP.	0.01uF	25V	B	GRM155B11E103KA01D	K22148834		1-	B	c2
C 7016	CHIP CAP.	0.001uF	50V	B	GRM155B11H102KA01D	K22178809		1-	A	A1
C 7017	CHIP CAP.	0.01uF	25V	B	GRM155B11E103KA01D	K22148834		1-	B	g2
C 7018	CHIP CAP.	0.01uF	25V	B	GRM155B11E103KA01D	K22148834		1-	A	A1
C 7019	CHIP CAP.	0.1uF	25V	B	GRM21BB11E104KA01L	K22140811		1-	B	a1
C 7020	CHIP CAP.	0.01uF	25V	B	GRM155B11E103KA01D	K22148834		1-	B	g2
C 7021	CHIP CAP.	0.01uF	25V	B	GRM155B11E103KA01D	K22148834		1-	B	h2
C 7022	CHIP CAP.	0.01uF	25V	B	GRM155B11E103KA01D	K22148834		1-	A	A1
C 7023	CHIP CAP.	220pF	50V	B	GRM155B11H221KA01D	K22178801		1-	B	f1
C 7024	CHIP CAP.	22uF	25V	X5R	GRM21BR61E226ME44L	K22140830		1-	B	a1
C 7025	CHIP CAP.	220pF	50V	B	GRM155B11H221KA01D	K22178801		1-	B	f1
C 7026	CHIP CAP.	470pF	50V	B	GRM155B11H471KA01D	K22178805		1-	B	f1
C 7027	CHIP CAP.	470pF	50V	B	GRM155B11H471KA01D	K22178805		1-	B	f2
C 7028	CHIP CAP.	1uF	10V	B	GRM155B31A105KE15D	K22108809		1-	A	E2
C 7029	CHIP CAP.	0.001uF	50V	B	GRM155B11H102KA01D	K22178809		1-	A	E2
C 7030	CHIP CAP.	470pF	50V	B	GRM155B11H471KA01D	K22178805		1-	B	f2
C 7031	CHIP CAP.	100pF	50V	CH	GRM1552C1H101JA01D	K22178236		1-	B	f2
C 7032	CHIP CAP.	0.01uF	25V	B	GRM155B11E103KA01D	K22148834		1-	A	E1
C 7033	CHIP CAP.	0.01uF	25V	B	GRM155B11E103KA01D	K22148834		1-	A	E2
C 7034	CHIP CAP.	10pF	50V	CH	GRM1552C1H100JA01D	K22178212		1-	B	c1
C 7035	CHIP CAP.	10pF	50V	CH	GRM1552C1H100JA01D	K22178212		1-	B	c1
C 7036	CHIP CAP.	10pF	50V	CH	GRM1552C1H100JA01D	K22178212		1-	B	c1
C 7037	CHIP CAP.	10pF	50V	CH	GRM1552C1H100JA01D	K22178212		1-	B	c1
C 7039	CHIP CAP.	0.01uF	25V	B	GRM155B11E103KA01D	K22148834		1-	B	c1
C 7040	CHIP CAP.	22uF	25V	X5R	GRM21BR61E226ME44L	K22140830		1-	B	f2
C 7041	CHIP CAP.	0.1uF	10V	B	GRM155B11A104KA01D	K22108802		1-	A	E1
C 7042	CHIP CAP.	0.1uF	25V	B	GRM21BB11E104KA01L	K22140811		1-	B	f2
C 7043	CHIP CAP.	0.01uF	25V	B	GRM155B11E103KA01D	K22148834		1-	B	c1
C 7044	CHIP CAP.	0.01uF	25V	B	GRM155B11E103KA01D	K22148834		1-	B	f2
C 7045	CHIP CAP.	47uF	10V	B	GRM31CB31A476ME15L	K22101804		1-	B	f2
C 7046	CHIP CAP.	0.01uF	25V	B	GRM155B11E103KA01D	K22148834		1-	A	E1
C 7047	CHIP CAP.	0.001uF	50V	B	GRM155B11H102KA01D	K22178809		1-	B	d1
C 7048	CHIP CAP.	10uF	10V	B	GRM21BB31A106KE18L	K22100808		1-	A	E2
C 7049	CHIP CAP.	1uF	6.3V	B	GRM155B30J105KE18D	K22088803		1-	B	d1
C 7050	CHIP CAP.	1uF	25V	B	GRM188B31E105KA75D	K22144815		1-	B	f1
C 7051	CHIP CAP.	0.01uF	25V	B	GRM155B11E103KA01D	K22148834		1-	A	E2
C 7052	CHIP CAP.	0.01uF	25V	B	GRM155B11E103KA01D	K22148834		1-	A	E2
C 7053	CHIP CAP.	4.7uF	25V	B	GRM31CB31E475KA87L	K22141813		1-	B	f1
C 7054	CHIP CAP.	4.7uF	25V	B	GRM31CB31E475KA87L	K22141813		1-	B	f1
C 7055	CHIP CAP.	100pF	50V	CH	GRM1552C1H101JA01D	K22178236		1-	B	e1
C 7056	CHIP CAP.	1uF	10V	B	GRM155B31A105KE15D	K22108809		1-	B	d1
C 7057	CHIP CAP.	10uF	25V	B	GRM188R61E106MA73D	K22144818		1-	B	f1
C 7058	CHIP CAP.	22uF	25V	X5R	GRM21BR61E226ME44L	K22140830		1-	B	f1
C 7059	CHIP CAP.	22uF	25V	X5R	GRM21BR61E226ME44L	K22140830		1-	B	f1
C 7061	AL.ELECTRO.CAP.	220uF	16V		EMVA160ADA221MF80G	K48120021		1-	B	f1
C 7061	AL.ELECTRO.CAP.	330uF	16V		EMZR160ADA331MF80G	K48120044		4-	B	f1
C 7062	CHIP CAP.	100pF	50V	CH	GRM1552C1H101JA01D	K22178236		1-	B	b1
C 7063	CHIP CAP.	100pF	50V	CH	GRM1552C1H101JA01D	K22178236		1-	A	F1
C 7064	CHIP CAP.	100pF	50V	CH	GRM1552C1H101JA01D	K22178236		1-	B	b1
C 7065	CHIP CAP.	22uF	25V	X5R	GRM21BR61E226ME44L	K22140830		1-	A	F1
C 7066	CHIP CAP.	100pF	50V	CH	GRM1552C1H101JA01D	K22178236		1-	A	F1
C 7067	CHIP CAP.	100pF	50V	CH	GRM1552C1H101JA01D	K22178236		1-	B	b1
C 7068	CHIP CAP.	0.1uF	25V	B	GRM21BB11E104KA01L	K22140811		1-	B	e2
C 7069	CHIP CAP.	0.1uF	25V	B	GRM21BB11E104KA01L	K22140811		1-	B	e2
C 7070	CHIP CAP.	100pF	50V	CH	GRM1552C1H101JA01D	K22178236		1-	B	b1
C 7071	CHIP CAP.	100pF	50V	CH	GRM1552C1H101JA01D	K22178236		1-	B	b2
C 7072	CHIP CAP.	100pF	50V	CH	GRM1552C1H101JA01D	K22178236		1-	B	f2
C 7073	CHIP CAP.	100pF	50V	CH	GRM1552C1H101JA01D	K22178236		1-	B	f2
C 7074	CHIP CAP.	100pF	50V	CH	GRM1552C1H101JA01D	K22178236		1-	B	f2
C 7075	CHIP CAP.	100pF	50V	CH	GRM1552C1H101JA01D	K22178236		1-	B	f2
C 7076	CHIP CAP.	100pF	50V	CH	GRM1552C1H101JA01D	K22178236		1-	A	F1

PANEL Unit

Parts List

REF	DESCRIPTION	VALUE	V/W	TOL.	MFR'S DESIG	YAESU P/N	VERS.	LOT	SIDE	LAY ADR
C 7077	CHIP CAP.	100pF	50V	CH	GRM1552C1H101JA01D	K22178236		1-	B	b1
C 7078	CHIP CAP.	100pF	50V	CH	GRM1552C1H101JA01D	K22178236		1-	B	b1
C 7079	CHIP CAP.	100pF	50V	CH	GRM1552C1H101JA01D	K22178236		1-	B	b2
C 7080	CHIP CAP.	22uF	25V	X5R	GRM21BR61E226ME44L	K22140830		1-	B	e1
C 7081	CHIP CAP.	100pF	50V	CH	GRM1552C1H101JA01D	K22178236		1-	B	b1
C 7082	CHIP CAP.	100pF	50V	CH	GRM1552C1H101JA01D	K22178236		1-	B	b2
C 7083	CHIP CAP.	100pF	50V	CH	GRM1552C1H101JA01D	K22178236		1-	B	b1
C 7084	CHIP CAP.	100pF	50V	CH	GRM1552C1H101JA01D	K22178236		1-	B	b2
C 7085	CHIP CAP.	100pF	50V	CH	GRM1552C1H101JA01D	K22178236		1-	B	b1
C 7086	CHIP CAP.	100pF	50V	CH	GRM1552C1H101JA01D	K22178236		1-	B	b2
C 7087	CHIP CAP.	100pF	50V	CH	GRM1552C1H101JA01D	K22178236		1-	B	b1
C 7088	CHIP CAP.	22uF	25V	X5R	GRM21BR61E226ME44L	K22140830		1-	B	f1
C 7089	CHIP CAP.	0.01uF	25V	B	GRM155B11E103KA01D	K22148834		1-	B	d1
C 7090	CHIP CAP.	10uF	25V	B	GRM31CB31E106KA75L	K22141815		1-	B	a2
C 7099	AL.ELECTRO.CAP.	470uF	16V		RE3-16V471MG3#	K40129066		1-		
D 7001	DIODE				DAN222M T2L	G2070936		1-	B	c2
D 7002	LED				19-213/S2C-AP1Q2B/3T	G2071558		1-	A	B2
D 7003	SURGE ABSORBER				EZAEG2A50AX	Q9000868		1-	A	B1
D 7004	DIODE				EDZV T2R 3.9B	G2071004		1-	A	B1
D 7005	SURGE ABSORBER				EZAEG2A50AX	Q9000868		1-	A	B1
D 7006	DIODE				EDZV T2R 3.9B	G2071004		1-	A	B1
D 7007	DIODE				DA221M T2L	G2070940		1-	B	d1
D 7009	DIODE				1SS400G T2R	G2070934		1-	B	d1
D 7010	LED				CL-505S-X-SD-T	G2071562		1-	A	B1
D 7013	DIODE				1SS400G T2R	G2070934		1-	A	C1
D 7014	DIODE				1SS400G T2R	G2070934		1-	A	G2
D 7016	DIODE				1SS400G T2R	G2070934		1-	A	G2
FB7001	FERRITE BEADS				BLM18BD601SN1D	L9190143		1-	A	A1
FB7002	FERRITE BEADS				BLM18BD601SN1D	L9190143		1-	A	A1
FB7003	FERRITE BEADS				BLM18BD601SN1D	L9190143		1-	A	A1
FB7004	FERRITE BEADS				BLM18PG221SN1D	L9190181		1-	B	f1
FB7005	FERRITE BEADS				BLM18BD601SN1D	L9190143		1-	B	f2
FB7006	FERRITE BEADS				BLM18BD601SN1D	L9190143		1-	B	f2
FB7007	FERRITE BEADS				BLM18BD601SN1D	L9190143		1-	B	f1
FB7008	FERRITE BEADS				BLM18BD601SN1D	L9190143		1-	B	f1
FB7009	FERRITE BEADS				BLM18PG221SN1D	L9190181		1-	B	f1
J 7001	CONNECTOR				SB20-04WS	P0090611		1-	B	a2
J 7002	CONNECTOR				AYF530635	P1091610		1-	B	g1
J 7003	CONNECTOR				12FLT-SM2-TB(LF)(SN)	P1091198		1-	B	c1
J 7004	CONNECTOR				HSJ7063-01-440	P1091160		1-	B	h1
J 7005	CONNECTOR				C20GH6-0602T-R	P1091604A		1-	B	g1
J 7006	CONNECTOR				IMSA-9637S-30-Y800	P1091608		1-	B	e1
J 7007	CONNECTOR				12FLT-SM2-TB(LF)(SN)	P1091198		1-	B	b1
J 7008	CONNECTOR				08FLT-SM2-TB(LF)(SN)	P1091201		1-	B	b2
JP7001	CHIP RES.	0	1/16W	5%	RMC1/16S JPTH	J24189070		1-	B	g1
JP7003	CHIP RES.	0	1/16W	5%	RMC1/16S JPTH	J24189070		1-	B	g1
JP7004	WIRE ASSY				GRN 20 2/2	T50502000		1-	B	g1
Q 7001	IC				UA78L05ACPKE6(TAPE)	G1094229		1-	B	a2
Q 7002	IC				TC7W74FU(TE12L,F)	G1091788		1-	B	c2
Q 7003	TRANSISTOR				2SC4617 TL R	G3346178R		1-	B	g2
Q 7004	IC				R5F61653RN50FPV	G1095228		1-	B	c2
Q 7005	TRANSISTOR				UMX2N TR	G3070254		1-	B	c1
Q 7006	IC				BA33BC0FP-E2	G1094733		1-	B	f2
Q 7007	IC				TC7W14FU(TE12L.F)	G1093321		1-	B	d1
Q 7008	TRANSISTOR				2SC5658 T2L Q/R	G3356588		1-	B	d1
Q 7009	IC				XC61GN3302HR-G	G1095116		1-	B	d1
Q 7010	TRANSISTOR				2SC4617 TL R	G3346178R		1-	B	e1
Q 7011	IC				BA09CC0FP-BZE2	G1094432		1-	B	e2
Q 7013	TRANSISTOR				2SC4617 TL R	G3346178R		1-	B	f2
Q 7014	TRANSISTOR				2SC4617 TL R	G3346178R		1-	B	f2
Q 7015	TRANSISTOR				2SC4617 TL R	G3346178R		1-	B	f2
Q 7016	TRANSISTOR				2SC4617 TL R	G3346178R		1-	B	f2
Q 7017	TRANSISTOR				2SC4617 TL R	G3346178R		1-	B	b1
Q 7018	TRANSISTOR				2SC4617 TL R	G3346178R		1-	A	A1
R 7001	CHIP RES.	3.3k	1/16W	5%	RMC1/16S 332JTH	J24189031		1-	B	c1
R 7002	CHIP RES.	10	1/16W	5%	RMC1/16S 100JTH	J24189001		1-	B	a2
R 7004	CHIP RES.	4.7k	1/16W	5%	RMC1/16S 472JTH	J24189033		1-	A	A1
R 7005	CHIP RES.	10k	1/16W	5%	RMC1/16S 103JTH	J24189037		1-	B	h2
R 7006	CHIP RES.	10k	1/16W	5%	RMC1/16S 103JTH	J24189037		1-	A	A1
R 7007	CHIP RES.	10k	1/16W	5%	RMC1/16S 103JTH	J24189037		1-	A	A1
R 7008	CHIP RES.	47k	1/16W	5%	RMC1/16S 473JTH	J24189045		1-	A	A1
R 7009	CHIP RES.	47k	1/16W	5%	RMC1/16S 473JTH	J24189045		1-	B	g2
R 7010	CHIP RES.	47k	1/16W	5%	RMC1/16S 473JTH	J24189045		1-	A	A1
R 7011	CHIP RES.	10k	1/16W	5%	RMC1/16S 103JTH	J24189037		1-	B	h2
R 7012	CHIP RES.	10k	1/16W	5%	RMC1/16S 103JTH	J24189037		1-	B	a2

PANEL Unit

Parts List

REF	DESCRIPTION	VALUE	V/W	TOL.	MFR'S DESIG	YAESU P/N	VERS.	LOT	SIDE	LAY ADR
R 7013	CHIP RES.	10k	1/16W	5%	RMC1/16S 103JTH	J24189037		1-	B	a2
R 7014	CHIP RES.	47k	1/16W	5%	RMC1/16S 473JTH	J24189045		1-	B	h2
R 7015	CHIP RES.	15k	1/16W	5%	RMC1/16S 153JTH	J24189039		1-	B	a2
R 7016	CHIP RES.	47k	1/16W	5%	RMC1/16S 473JTH	J24189045		1-	B	c2
R 7017	CHIP RES.	15k	1/16W	5%	RMC1/16S 153JTH	J24189039		1-	B	a2
R 7018	CHIP RES.	100	1/4W	5%	RMC1/4 101JATP	J24245101		1-	A	B1
R 7019	CHIP RES.	100	1/4W	5%	RMC1/4 101JATP	J24245101		1-	A	B1
R 7020	CHIP RES.	4.7k	1/16W	5%	RMC1/16S 472JTH	J24189033		1-	B	c2
R 7021	CHIP RES.	4.7k	1/16W	5%	RMC1/16S 472JTH	J24189033		1-	B	c2
R 7022	CHIP RES.	4.7k	1/16W	5%	RMC1/16S 472JTH	J24189033		1-	B	c1
R 7023	CHIP RES.	150	1/16W	5%	RMC1/16S 151JTH	J24189015		1-	B	g2
R 7024	CHIP RES.	33	1/16W	5%	RMC1/16S 330JTH	J24189007		1-	B	c1
R 7025	CHIP RES.	33	1/16W	5%	RMC1/16S 330JTH	J24189007		1-	B	c1
R 7026	CHIP RES.	33	1/16W	5%	RMC1/16S 330JTH	J24189007		1-	B	c1
R 7027	CHIP RES.	33	1/16W	5%	RMC1/16S 330JTH	J24189007		1-	B	c1
R 7028	CHIP RES.	1k	1/16W	5%	RMC1/16S 102JTH	J24189025		1-	B	c1
R 7029	CHIP RES.	470	1/16W	5%	RMC1/16S 471JTH	J24189021		1-	B	c1
R 7030	CHIP RES.	470	1/16W	5%	RMC1/16S 471JTH	J24189021		1-	B	c1
R 7032	CHIP RES.	100	1/16W	5%	RMC1/16S 101JTH	J24189013		1-	A	E2
R 7033	CHIP RES.	10k	1/16W	5%	RMC1/16S 103JTH	J24189037		1-	A	C1
R 7034	CHIP RES.	1k	1/16W	5%	RMC1/16S 102JTH	J24189025		1-	A	C1
R 7035	CHIP RES.	1k	1/16W	5%	RMC1/16S 102JTH	J24189025		1-	A	C1
R 7037	CHIP RES.	470	1/16W	5%	RMC1/16S 471JTH	J24189021		1-	B	c1
R 7038	CHIP RES.	1k	1/16W	5%	RMC1/16S 102JTH	J24189025		1-	B	c2
R 7039	CHIP RES.	470	1/16W	5%	RMC1/16S 471JTH	J24189021		1-	B	c1
R 7040	CHIP RES.	1k	1/16W	5%	RMC1/16S 102JTH	J24189025		1-	B	c2
R 7041	CHIP RES.	1k	1/16W	5%	RMC1/16S 102JTH	J24189025		1-	B	c2
R 7042	CHIP RES.	33	1/16W	5%	RMC1/16S 330JTH	J24189007		1-	B	c1
R 7043	CHIP RES.	10	1/8W	5%	RMC1/8T 100J	J24215100		1-	A	C2
R 7044	CHIP RES.	470	1/16W	5%	RMC1/16S 471JTH	J24189021		1-	A	E1
R 7045	CHIP RES.	470	1/16W	5%	RMC1/16S 471JTH	J24189021		1-	A	E1
R 7046	CHIP RES.	4.7k	1/16W	5%	RMC1/16S 472JTH	J24189033		1-	B	c1
R 7047	CHIP RES.	4.7k	1/16W	5%	RMC1/16S 472JTH	J24189033		1-	B	d1
R 7048	CHIP RES.	470	1/16W	5%	RMC1/16S 471JTH	J24189021		1-	B	d1
R 7049	CHIP RES.	470	1/16W	5%	RMC1/16S 471JTH	J24189021		1-	B	d1
R 7050	CHIP RES.	1k	1/16W	5%	RMC1/16S 102JTH	J24189025		1-	B	d1
R 7051	CHIP RES.	4.7k	1/16W	5%	RMC1/16S 472JTH	J24189033		1-	B	d2
R 7052	CHIP RES.	4.7k	1/16W	5%	RMC1/16S 472JTH	J24189033		1-	B	d2
R 7053	CHIP RES.	4.7k	1/16W	5%	RMC1/16S 472JTH	J24189033		1-	B	d1
R 7054	CHIP RES.	4.7k	1/16W	5%	RMC1/16S 472JTH	J24189033		1-	B	d2
R 7055	CHIP RES.	390k	1/16W	5%	RMC1/16S 394JTH	J24189056		1-	B	d1
R 7056	CHIP RES.	3.3M	1/16W	5%	RMC1/16S 335JTH	J24189324		1-	B	e1
R 7057	CHIP RES.	22k	1/16W	5%	RMC1/16S 223JTH	J24189041		1-	B	d1
R 7058	CHIP RES.	4.7k	1/16W	5%	RMC1/16S 472JTH	J24189033		1-	B	d2
R 7059	CHIP RES.	33	1/16W	5%	RMC1/16S 330JTH	J24189007		1-	B	d2
R 7060	CHIP RES.	47k	1/16W	5%	RMC1/16S 473JTH	J24189045		1-	B	d2
R 7061	CHIP RES.	10	1/16W	5%	RMC1/16S 100JTH	J24189001		1-	B	f2
R 7062	CHIP RES.	33k	1/16W	1%	RMC1/16SK333FTH	J24189494		1-	B	d1
R 7063	CHIP RES.	100k	1/16W	0.5%	MCR01MZPD1003	J24189386		1-	B	d1
R 7064	CHIP RES.	82k	1/16W	0.5%	MCR01MZPD8202	J24189385		1-	B	d1
R 7065	CHIP RES.	10k	1/16W	5%	RMC1/16S 103JTH	J24189037		1-	B	e1
R 7066	CHIP RES.	1	1/10W	5%	RMC1/10T 1R0J	J24205010		1-	B	f1
R 7067	CHIP RES.	1	1/10W	5%	RMC1/10T 1R0J	J24205010		1-	B	f1
R 7072	CHIP RES.	560	1/10W	5%	RMC1/10T 561J	J24205561		1-	B	g2
R 7073	CHIP RES.	220	1/10W	5%	RMC1/10T 221J	J24205221		1-	B	g2
R 7075	CHIP RES.	270	1/10W	5%	RMC1/10T 271J	J24205271		1-	B	g2
R 7077	CHIP RES.	560	1/10W	5%	RMC1/10T 561J	J24205561		1-	B	g2
R 7078	CHIP RES.	1k	1/16W	5%	RMC1/16S 102JTH	J24189025		1-	B	d1
R 7079	CHIP RES.	1k	1/16W	5%	RMC1/16S 102JTH	J24189025		1-	B	e1
R 7080	CHIP RES.	1k	1/16W	5%	RMC1/16S 102JTH	J24189025		1-	B	e2
R 7081	CHIP RES.	1k	1/16W	5%	RMC1/16S 102JTH	J24189025		1-	B	e2
R 7082	CHIP RES.	10k	1/16W	5%	RMC1/16S 103JTH	J24189037		1-	A	A1
R 7083	CHIP RES.	10	1W	5%	RMC1 100JTE	J24305100		1-	A	C2
R 7084	CHIP RES.	1k	1/16W	5%	RMC1/16S 102JTH	J24189025		1-	B	d2
R 7085	CHIP RES.	1k	1/16W	5%	RMC1/16S 102JTH	J24189025		1-	B	d2
R 7086	CHIP RES.	1k	1/16W	5%	RMC1/16S 102JTH	J24189025		1-	B	d2
R 7087	CHIP RES.	47k	1/16W	5%	RMC1/16S 473JTH	J24189045		1-	B	d1
R 7088	CHIP RES.	47k	1/16W	5%	RMC1/16S 473JTH	J24189045		1-	B	f2
R 7089	CHIP RES.	47k	1/16W	5%	RMC1/16S 473JTH	J24189045		1-	B	b1
R 7092	CHIP RES.	47	1/16W	5%	RMC1/16S 470JTH	J24189009		1-	B	a1
R 7093	CHIP RES.	56	1/10W	5%	RMC1/10T 560J	J24205560		1-	B	g2
R 7094	CHIP RES.	56	1/10W	5%	RMC1/10T 560J	J24205560		1-	B	g2
RB7001	BLOCK RES.				RAC104D332JCTH	J42900041		1-	B	c1
RB7002	BLOCK RES.				MNR04M0ABJ102	J42900039		1-	B	c2
RB7003	BLOCK RES.				MNR04M0ABJ102	J42900039		1-	B	c2

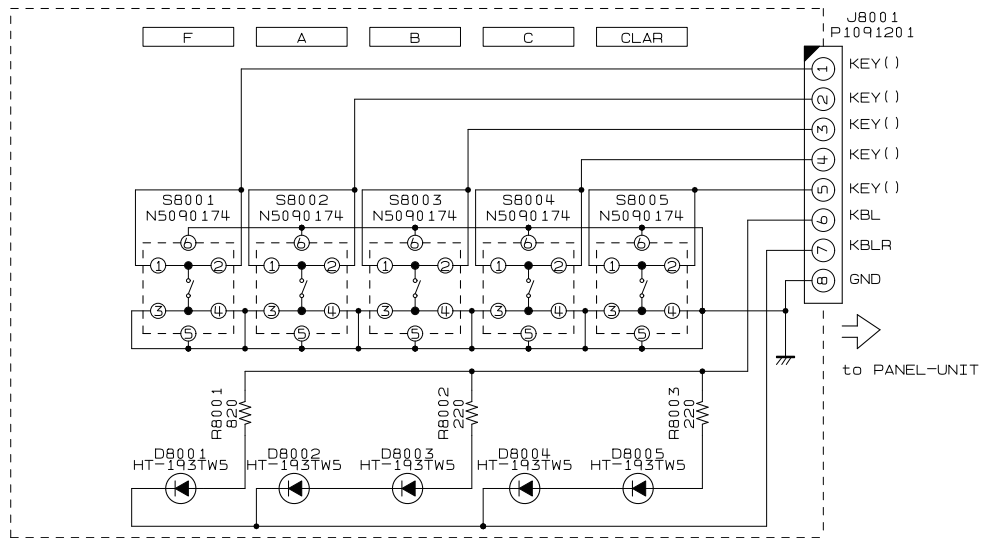
PANEL Unit

Parts List

REF	DESCRIPTION	VALUE	V/W	TOL.	MFR'S DESIG	YAESU P/N	VERS.	LOT	SIDE	LAY ADR
RB7004	BLOCK RES.				MNR04M0ABJ102	J42900039		1-	B	c2
RB7006	BLOCK RES.				MNR04M0ABJ102	J42900039		1-	B	e1
RB7008	BLOCK RES.				MNR04M0ABJ102	J42900039		1-	B	d1
RB7009	BLOCK RES.				MNR04M0ABJ102	J42900039		1-	B	d1
S 7001	ROTARY ENCODER				EC09E1524405	Q9000909		1-	A	A2
S 7002	SLIDE SWITCH				SSSS912500	N6090115		1-	B	g1
X 7001	XTAL DSX321G	11.1MHz			DSX321G 11.100MHZ	H0103446		1-	B	c1

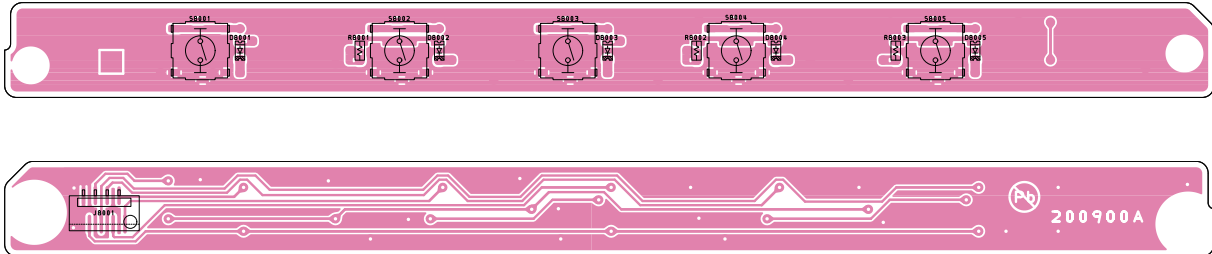
SW-A Unit Circuit Diagram

SW-A-UNIT (8001-8099) FrontSW



NOTE:
RESISTOR VALUES ARE IN Ω . 1/16W ;
CAPACITOR VALUES ARE IN μ F. 50V ;
(T)CAPACITOR VALUES ARE TANTALUM ;
ELECTROLYTIC CAPACITOR ARE IN μ F. 16V ;
INDUCTOR VALUES ARE IN H ;
COILES VALUES ARE IN H ;
UNLESS OTHERWISE NOTED.

Parts Layout

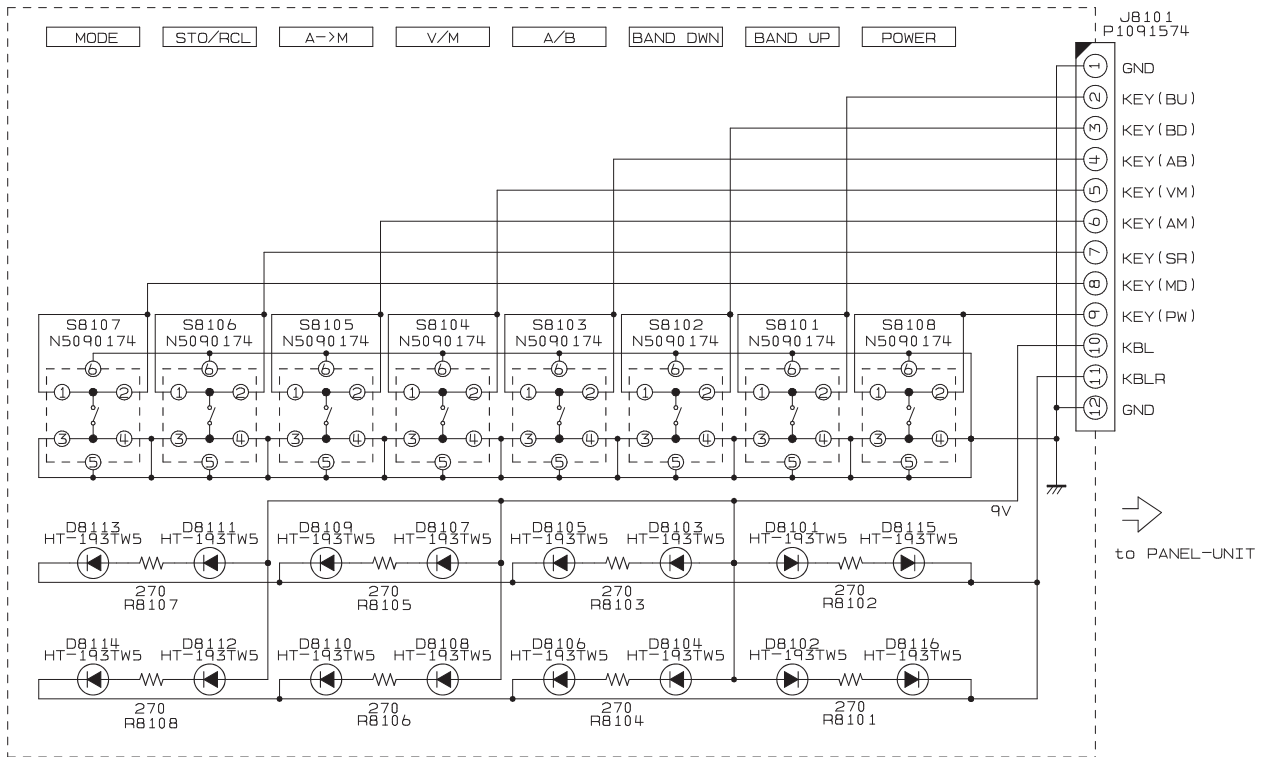


Parts List

REF	DESCRIPTION	VALUE	V/W	TOL.	MFR'S DESIG	YAESU P/N	VERS.	LOT	SIDE	LAY ADR
PCB with Components						CD0225001				
D 8001	LED				HT-193TW5	G2071390		1-	A	
D 8002	LED				HT-193TW5	G2071390		1-	A	
D 8003	LED				HT-193TW5	G2071390		1-	A	
D 8004	LED				HT-193TW5	G2071390		1-	A	
D 8005	LED				HT-193TW5	G2071390		1-	A	
D 8010	LED				HT-193TW5	G2071390		1-	A	
J 8001	CONNECTOR				08FLT-SM2-TB(LF)(SN)	P1091201		1-	B	
R 8001	CHIP RES.	270	1/16W	5%	RMC1/16 271JATP	J24185271		1-	A	
R 8002	CHIP RES.	270	1/16W	5%	RMC1/16 271JATP	J24185271		1-	A	
R 8003	CHIP RES.	270	1/16W	5%	RMC1/16 271JATP	J24185271		1-	A	
S 8001	TACTILE SWITCH				EVQPLHA15	N5090174		1-	A	
S 8002	TACTILE SWITCH				EVQPLHA15	N5090174		1-	A	
S 8003	TACTILE SWITCH				EVQPLHA15	N5090174		1-	A	
S 8004	TACTILE SWITCH				EVQPLHA15	N5090174		1-	A	
S 8005	TACTILE SWITCH				EVQPLHA15	N5090174		1-	A	

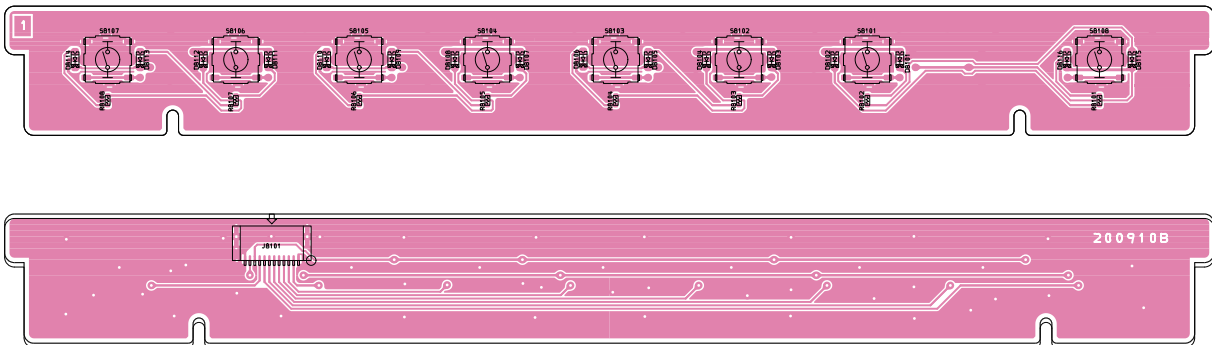
SW-B Unit Circuit Diagram

SW-B-UNIT (8101-8199) TopSW



NOTE:
RESISTOR VALUES ARE IN Ω . 1/16W :
CAPACITOR VALUES ARE IN μ F. 50V :
(T)CAPACITOR VALUES ARE TANTALUM :
ELECTROLYTIC CAPACITOR ARE IN μ F. 16V :
INDUCTOR VALUES ARE IN H :
COILS VALUES ARE IN H :
UNLESS OTHERWISE NOTED.

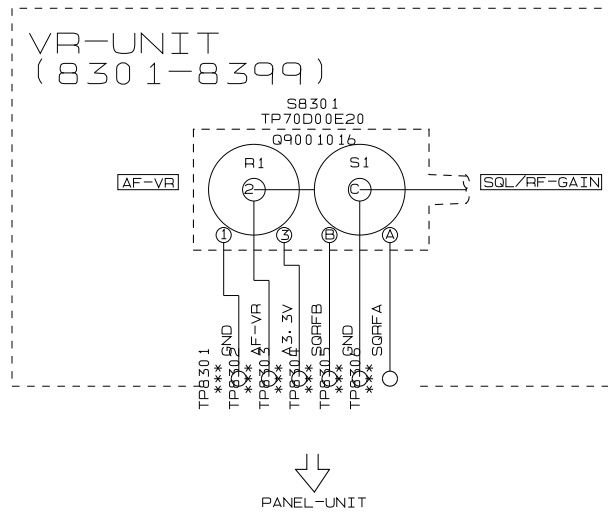
Parts Layout



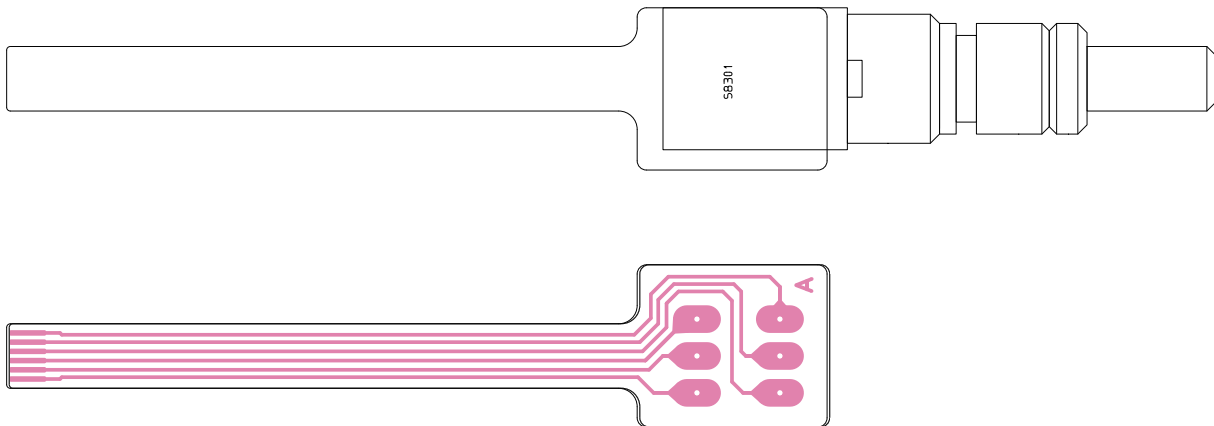
SW-B Unit Parts List

REF	DESCRIPTION	VALUE	V/W	TOL.	MFR'S DESIG	YAESU P/N	VERS.	LOT	SIDE	LAY ADR
PCB with Components						CD0226001				
D 8101	LED				HT-193TW5	G2071390		1-	A	
D 8102	LED				HT-193TW5	G2071390		1-	A	
D 8103	LED				HT-193TW5	G2071390		1-	A	
D 8104	LED				HT-193TW5	G2071390		1-	A	
D 8105	LED				HT-193TW5	G2071390		1-	A	
D 8106	LED				HT-193TW5	G2071390		1-	A	
D 8107	LED				HT-193TW5	G2071390		1-	A	
D 8108	LED				HT-193TW5	G2071390		1-	A	
D 8109	LED				HT-193TW5	G2071390		1-	A	
D 8110	LED				HT-193TW5	G2071390		1-	A	
D 8111	LED				HT-193TW5	G2071390		1-	A	
D 8112	LED				HT-193TW5	G2071390		1-	A	
D 8113	LED				HT-193TW5	G2071390		1-	A	
D 8114	LED				HT-193TW5	G2071390		1-	A	
D 8115	LED				HT-193TW5	G2071390		1-	A	
D 8116	LED				HT-193TW5	G2071390		1-	A	
J 8101	CONNECTOR				12FHJ-SM1-TB(LF)(SN)	P1091574		1-	B	
R 8101	CHIP RES.	270	1/16W	5%	RMC1/16S 271JTH	J24189018		1-	A	
R 8102	CHIP RES.	270	1/16W	5%	RMC1/16S 271JTH	J24189018		1-	A	
R 8103	CHIP RES.	270	1/16W	5%	RMC1/16S 271JTH	J24189018		1-	A	
R 8104	CHIP RES.	270	1/16W	5%	RMC1/16S 271JTH	J24189018		1-	A	
R 8105	CHIP RES.	270	1/16W	5%	RMC1/16S 271JTH	J24189018		1-	A	
R 8106	CHIP RES.	270	1/16W	5%	RMC1/16S 271JTH	J24189018		1-	A	
R 8107	CHIP RES.	270	1/16W	5%	RMC1/16S 271JTH	J24189018		1-	A	
R 8108	CHIP RES.	270	1/16W	5%	RMC1/16S 271JTH	J24189018		1-	A	
S 8101	TACTILE SWITCH				EVQPLHA15	N5090174		1-	A	
S 8102	TACTILE SWITCH				EVQPLHA15	N5090174		1-	A	
S 8103	TACTILE SWITCH				EVQPLHA15	N5090174		1-	A	
S 8104	TACTILE SWITCH				EVQPLHA15	N5090174		1-	A	
S 8105	TACTILE SWITCH				EVQPLHA15	N5090174		1-	A	
S 8106	TACTILE SWITCH				EVQPLHA15	N5090174		1-	A	
S 8107	TACTILE SWITCH				EVQPLHA15	N5090174		1-	A	
S 8108	TACTILE SWITCH				EVQPLHA15	N5090174		1-	A	

VR Unit Circuit Diagram



Parts Layout



Parts List

REF	DESCRIPTION	VALUE	V/W	TOL.	MFR'S DESIG	YAESU P/N	VERS.	LOT	SIDE	LAY ADR
	PCB with Components					CD0240001				
S 8301	ROTARY ENCODER				TP70D00E20 22F B103	Q9001016		1-		



Copyright 2017
YAESU MUSEN CO., LTD.
All rights reserved.

No portion of this manual may be
reproduced without the permission of
YAESU MUSEN CO., LTD.

YAESU MUSEN CO., LTD.

Tennozu Parkside Building
2-5-8 Higashi-Shinagawa, Shinagawa-ku, Tokyo 140-0002 Japan

YAESU USA

6125 Phyllis Drive, Cypress, CA 90630, U.S.A.

YAESU UK

Unit 12, Sun Valley Business Park, Winnall Close
Winchester, Hampshire, SO23 0LB, U.K.